



Water and Sediment Quality Status and Trends in the Coastal Bend

Phase 2: Data Analysis

**Publication CBBEP – 78
Project Number – 1206
August 2012**

Prepared by

Paul A. Montagna, Ph.D.

Terry A. Palmer, M.S.

Harte Research Institute for Gulf of Mexico Studies
Texas A&M University - Corpus Christi
6300 Ocean Drive, Unit 5869
Corpus Christi, TX 78412
Email: paul.montagna@tamucc.edu

Submitted to:

Coastal Bend Bays & Estuaries Program
1305 N. Shoreline Blvd. Ste 205
Corpus Christi, Texas 78401

Water and Sediment Quality Status and Trends in the Coastal Bend

Phase 2: Data Analysis

Final Report



Paul A. Montagna, Ph.D.

Terry A. Palmer, M.S.

Harte Research Institute for Gulf of Mexico Studies

Texas A&M University - Corpus Christi

6300 Ocean Drive, Unit 5869

Corpus Christi, TX 78412

Date: August 2012

Coastal Bend Bays & Estuaries Program, Inc. Contract No. 1206

Cite as:

Montagna, P.A and, T.A. Palmer. 2012. Water and Sediment Quality Status and Trends in the Coastal Bend Area – Phase 2: Data Analysis. Report submitted to the Coastal Bend Bays & Estuaries Program for project 1206. Texas A&M University - Corpus Christi, Harte Research Institute for Gulf of Mexico Studies, 520 pp.

Abstract

The Coastal Bend Bays & Estuaries Program (CBBEP) has a goal to identify and address relevant sediment and water quality management questions and scientific approaches to protect estuaries. In order to meet this goal, both the status and trends of sediment and water quality must be known. The purpose of this current project is to provide an updated and improved version of the original and most recent status and trends report for the Texas Coastal Bend, which published data collected prior to 1995 (18 years ago).

Phase I of this current project involved collecting and archiving data from many different state and federal agencies over as many years as possible. This current report outlines Phase II of this project, which is to analyze the data to identify status and trends. A large amount of data (9 million data entries) was collected for 71 sediment variables and 43 water quality variables collected between the 1950's and 2010. Spatial interpolation of the data allowed the status of the sediment and water quality within the Texas Coastal Bend to be visualized. Trends over time were determined for each variable (where possible) after data were binned into spatial Assessment Units that were previously developed by the Texas Commission of Environmental Quality (TCEQ). The spatial and temporal extent of sampling for each variable was also documented so that the validity of the status and trends can be assessed and needs for further sampling can be determined.

Chlorophyll-a, ammonia, nitrate, dissolved arsenic, dissolved copper and dissolved lead concentrations have exceeded TCEQ water quality criteria for estuaries/tidal water bodies in various Assessment Units (AUs). Annual means of the six variables exceeded TCEQ criteria at least three times (three years) in north Corpus Christi Bay, Corpus Christi Inner Harbor and the Baffin Bay complex. Annual means of nitrate, ammonia and chlorophyll-a concentrations exceeded TCEQ criteria more than two times (years) in most of the 22 AUs (Nitrate: 15 AUs, Chlorophyll-a: 14 AUs). Zinc was the only sediment analyte that exceeded criteria, but only in Nueces Bay, which already has a TMDL for zinc in oyster tissues.

Table of Contents

Abstract	ii
List of Tables	ii
List of Figures	iii
List of Acronyms	viii
Introduction.....	1
Methods.....	2
Data.....	2
Spatial Interpolation of Data.....	7
Temporal Trend Analysis	7
Results.....	7
Water Quality.....	7
Sediment Quality	45
Comparison with TCEQ Criteria	83
References.....	86
Appendix 1: Temporal Trends (Summary Table and Plots) – Water Quality	87
WQ1: Baffin Bay, Laguna Madre Petronila Creek.....	109
WQ2: Oso Bay	129
WQ3: Lower Corpus Christi Bay	146
WQ4: Corpus Christi Bay and Nueces Bay	167
WQ5: Aransas, Mesquite and Redfish Bays.....	188
WQ6: Copano and St. Charles Bays.....	207
WQ7: Little Bay and Conn Brown Harbor	226
WQ8: Nearshore Gulf of Mexico	244
Appendix 2: Temporal Trends (Summary Table and Plots) – Sediment Quality.....	259
SQ1: Baffin Bay, Laguna Madre Petronila Creek	293
SQ2: Oso Bay	336
SQ3: Lower Corpus Christi Bay.....	348
SQ4: Corpus Christi Bay and Nueces Bay	380
SQ5: Aransas, Mesquite and Redfish Bays	414
SQ6: Copano and St. Charles Bays.....	445
SQ7: Little Bay and Conn Brown Harbor.....	475
SQ8: Nearshore Gulf of Mexico	483

List of Tables

Table 1. Data sources and quality assurance qualifications.....	2
Table 2. Listing of the observations in the status and trends database.	3
Table 3. Variables included in the present study as per QAPP.	3
Table 4. TCEQ Assesment Units used in temporal trend analysis.	5
Table 5. Water and sediment quality variables potentially in exceedance of TCEQ criteria.	84
Table 6. Summary of Spearman correlations between water quality variables and time.	88
Table 7. Summary of Spearman correlations between sediment quality variables and time. ...	260

List of Figures

Figure 1. Study area including estuarine and near-shore TCEQ assessment units – entire CBBEP area.....	2
Figure 2. Study area including estuarine and near-shore TCEQ assessment units - northern region.....	3
Figure 3. Study area including estuarine and near-shore TCEQ assessment units - mid/southern region.....	4
Figure 4. Spatio-temporal patterns of Total Alkalinity (as CaCO ₃) in water - WQALK.....	8
Figure 5. Spatio-temporal patterns of Ammonia Nitrogen in water - WQAMMN.....	9
Figure 6. Spatio-temporal patterns of 5-Day Biochemical Oxygen Demand in water – WQBOD5.....	10
Figure 7. Spatio-temporal patterns of Chlorophyll- <i>a</i> concentrations in water - WQCHLA.....	11
Figure 8. Spatio-temporal patterns of Chlorophyll- <i>b</i> concentrations in water - WQCHLB.....	12
Figure 9. Spatio-temporal patterns of Fecal Coliform concentrations in water - WQFCOLI.....	13
Figure 10. Spatio-temporal patterns of Total Kjeldahl Nitrogen concentrations in water - WQKJLN.....	14
Figure 11. Spatio-temporal patterns of Nitrite Nitrogen concentrations in water – WQNO2N..	15
Figure 12. Spatio-temporal patterns of Nitrate Nitrogen concentrations in water – WQNO3N.	16
Figure 13. Spatio-temporal patterns of Nitrate plus Nitrate concentrations in water - WQNOXN.....	17
Figure 14. Spatio-temporal patterns of Dissolved Orthophosphate (as P) concentrations in water - WQOPD.....	18
Figure 15. Spatio-temporal patterns of Total Orthophosphate (as PO ₄) concentrations in water – WQOPO4.....	19
Figure 16. Spatio-temporal patterns of Total Organic Nitrogen concentrations in water – WQORGN.....	20
Figure 17. Spatio-temporal patterns of pH in water - WQPH.....	21
Figure 18. Spatio-temporal patterns of Pheophytin- <i>a</i> concentrations in water - WQPHEO.....	22

Figure 19. Spatio-temporal patterns of Salinity in water - WQSAL.	23
Figure 20. Spatio-temporal patterns of Secchi Depth in water - WQSECCHI.....	24
Figure 21. Spatio-temporal patterns of Total Sulfate (as SO ₄) concentrations in water – WQSO ₄	25
Figure 22. Spatio-temporal patterns of Total Coliform concentrations in water - WQTCOLI. ..	26
Figure 23. Spatio-temporal patterns of water Temperature - WQTEMP.	27
Figure 24. Spatio-temporal patterns of Total Organic Carbon concentrations in water - WQTOC.	28
Figure 25. Spatio-temporal patterns of Total Phosphorus (as P) concentrations in water - WQTOTP.....	29
Figure 26. Spatio-temporal patterns of Total Phosphate (as PO ₄) concentrations in water – WQTPO ₄	30
Figure 27. Spatio-temporal patterns of Total Suspended Solid concentrations in water – WQTSS & WQXTSS.....	31
Figure 28. Spatio-temporal patterns of Turbidity in water - WQTURBN.....	32
Figure 29. Spatio-temporal patterns of Total Volatile Solid concentrations in water - WQVOLS.	33
Figure 30. Spatio-temporal patterns of Volatile Suspended Solid concentrations in water - WQVSS.....	34
Figure 31. Spatio-temporal patterns of Dissolved Arsenic concentrations in water - WQMETASD.	35
Figure 32. Spatio-temporal patterns of Dissolved Cadmium concentrations in water - WQMETCDD.....	36
Figure 33. Spatio-temporal patterns of Dissolved Chromium concentrations in water - WQMETCRD.	37
Figure 34. Spatio-temporal patterns of Dissolved Copper concentrations in water - WQMETCUD.....	38
Figure 35. Spatio-temporal patterns of Dissolved Iron concentrations in water - WQMETFED.	39
Figure 36. Spatio-temporal patterns of Dissolved Manganese concentrations in water - WQMETMND.....	40

Figure 37. Spatio-temporal patterns of Dissolved Nickel concentrations in water - WQMETNID.	41
Figure 38. Spatio-temporal patterns of Dissolved Lead concentrations in water - WQMETPBD.	42
Figure 39. Spatio-temporal patterns of Total Selenium concentrations in water - WQMETSET.	43
Figure 40. Spatio-temporal patterns of Dissolved Zinc concentrations in water - WQMETZND.	44
Figure 41. Spatio-temporal patterns of Total Kjeldahl Nitrogen concentrations in sediment – SEDKJLN.	46
Figure 42. Spatio-temporal patterns of Oil and Grease concentrations in sediment – SEDO&G.	47
Figure 43. Spatio-temporal patterns of Ammonia Nitrogen concentrations in sediment – SEDAMMN.	48
Figure 44. Spatio-temporal patterns of Total Organic Carbon concentrations in sediment – SEDTOC.	49
Figure 45. Spatio-temporal patterns of Total Phosphorus (as P) concentrations in sediment – SEDTOTP.	50
Figure 46. Spatio-temporal patterns of Arsenic concentrations in sediment – SEDMETAS.	51
Figure 47. Spatio-temporal patterns of Boron concentrations in sediment – SEDMETB.	52
Figure 48. Spatio-temporal patterns of Barium concentrations in sediment – SEDMETBA.	53
Figure 49. Spatio-temporal patterns of Cadmium concentrations in sediment – SEDMETCD. ..	54
Figure 50. Spatio-temporal patterns of Cobalt concentrations in sediment – SEDMETCO.	55
Figure 51. Spatio-temporal patterns of Chromium concentrations in sediment – SEDMETCR.	56
Figure 52. Spatio-temporal patterns of Chromium concentrations in sediment – SEDMETCR.	57
Figure 53. Spatio-temporal patterns of Iron concentrations in sediment – SEDMETFE.	58
Figure 54. Spatio-temporal patterns of Mercury concentrations in sediment – SEDMETHG.	59
Figure 55. Spatio-temporal patterns of Manganese concentrations in sediment – SEDMETMN.	60
Figure 56. Spatio-temporal patterns of Nickel concentrations in sediment – SEDMETNI.	61

Figure 57. Spatio-temporal patterns of Lead concentrations in sediment – SEDMETPB.....	62
Figure 58. Spatio-temporal patterns of Strontium concentrations in sediment – SEDMETSr...	63
Figure 59. Spatio-temporal patterns of Zinc concentrations in sediment – SEDMETZN.....	64
Figure 60. Spatio-temporal patterns of 2,4,5-Trichlorophenoxyacetic acid concentrations in sediment – SED-245T.....	65
Figure 61. Spatio-temporal patterns of 2,4-Dichlorophenoxyacetic acid concentrations in sediment – SED-24D	66
Figure 62. Spatio-temporal patterns of Aldrin concentrations in sediment – SED-ALDR.	67
Figure 63. Spatio-temporal patterns of Total Chlordane concentrations in sediment – SED-CHLR.....	68
Figure 64. Spatio-temporal patterns of Total Dichlorodiphenyldichloroethane (DDD) concentrations in sediment – SED-DDD.....	69
Figure 65. Spatio-temporal patterns of Total Dichlorodiphenyldichloroethylene (DDE) concentrations in sediment – SED-DDE.....	70
Figure 66. Spatio-temporal patterns of Total Dichlorodiphenyltrichloroethane (DDT) concentrations in sediment – SED-DDT.....	71
Figure 67. Spatio-temporal patterns of Diazinon concentrations in sediment – SED-DIAZ.	72
Figure 68. Spatio-temporal patterns of Dieldrin concentrations in sediment – SED-DIEL.	73
Figure 69. Spatio-temporal patterns of Endrin concentrations in sediment – SED-ENDR.....	74
Figure 70. Spatio-temporal patterns of Heptachloride Epoxide concentrations in sediment – SED-HEPX.	75
Figure 71. Spatio-temporal patterns of Malathion concentrations in sediment – SED-MALA. .	76
Figure 72. Spatio-temporal patterns of Methyl Parathion concentrations in sediment – SED-MTHP.	77
Figure 73. Spatio-temporal patterns of Naphthalene concentrations in sediment – SED-NAPT..	78
Figure 74. Spatio-temporal patterns of Total Polychlorinated Biphenyl (PCB) concentrations in sediment – SED-PCB.....	79
Figure 75. Spatio-temporal patterns of Silvex concentrations in sediment – SED-SLVX.....	80
Figure 76. Spatio-temporal patterns of Toxaphene concentrations in sediment – SED-TOXA..	81

Figure 77. Spatio-temporal patterns of DDT concentrations (converted from proxy relations) in sediment – SED-XDDT. 82

List of Acronyms

Acronym	Full Name
AU	Assessment Unit (from TCEQ)
CC	Corpus Christi
CBBEP	Coastal Bend Bays & Estuaries Program, Inc.
HRI	Harte Research Institute, Texas A&M University-Corpus Christi (TAMUCC)
NRA	Nueces River Authority
NOAA	National Oceanic and Atmospheric Administration
EPA	U.S. Environmental Protection Agency
QAPP	Quality Assurance Project Plan
SQ	Sediment Quality
TAMU-CC	Texas A&M University-Corpus Christi
TCEQ	Texas Commission on Environmental Quality
TDSHS	Texas Department of State Health Services
TGLO	Texas General Land Office
TWDB	Texas Water Development Board
USGS	U.S. Geological Survey
UTMSI	University of Texas Marine Science Institute
WQ	Water Quality

Introduction

The Coastal Bend Bays & Estuaries Program (CBBEP) has a goal to identify and address relevant sediment and water quality management questions and scientific approaches to protect estuaries (CBBP 1998). To meet these objectives, it is important to gain an understanding of the connections between water and sediment quality, estuarine conditions, and natural resources; and how these vary of space and time. Specifically, the CBBEP needs to understand both status and trends in water and sediment parameters.

The original CBBEP status and trends report for the Texas Coastal Bend area was completed nearly 15 years ago (Ward and Armstrong 1997a, 1997b), and included analyses of water and sediment data through December 1994, 18 years ago. A status and trends project is actually two projects (phases): one to assemble and organize the data base, and one to perform analyses and write the report. This kind of project can require multiple years of effort, and each time the data base has to be re-invented unless permanent data archives exist. In fact, the original report made four data management and eight data archiving recommendations regarding this that have yet to be implemented. Much change has occurred since 1997 in the world of data management, especially with respect to developing access to data over the internet using web services. Therefore, scientists are currently in a position to finally address the data management recommendations made in the 1997 report.

Phase I of the project, to collect and archive data, has been completed (Montagna et al. 2012). Data was collected in the Coastal Bend system for many years, by many different agencies and organizations. The variety of data types collected has also been great. Water properties and dynamics, biological measurements in the water column and sediment and environmental variables have been collected to support various studies of estuarine processes. This data was compiled and put into a modern, web accessible data base system. The data compilation project was an outgrowth of existing projects and builds on previous CBBEP projects. Recently the entire Rincon Bayou and Corpus Christi Bay hypoxia data bases have been archived using a data base technology called the CUAHSI Observations Data Model (ODM for short), and made available over the web by creating CUAHSI Web Services (<http://www.cuahsi.org/>). A similar approach will be used in this project. Follow this link to the recently completed ODM: <http://ccbay.tamucc.edu/>. The ODM, programming, and web-server infrastructure are paid for by existing multi-million dollar National Science Foundation projects to electronically publish water data. During Phase 1 the ODM was populated with data from USGS, TGLO, TCEQ, CBBEP, TAMU-CC, UTMSI, amongst others.

Phase II, the current report, has the purpose to analyze data that was mined for the development of the Phase I. The end product after completion of Phase II will be identification of areas with water or sediment quality parameters that are trending higher, lower, or exceeding standards. The overall end product of this project will discuss specific parameter trends linked to major TMDL area issues in the Coastal Bend that are being analyzed.

Methods

The general approach taken here was to interrogate the data set created in Phase I for trends in space and time. In an ideal experimental design, there would be equal sampling effort in different spatial segments to identify spatial trends; and many stations within the spatial segments would have multiple samples over time to identify temporal trends. Of course, this is not how the data exists, because the assembled data was not collected for the purposes of the current study alone. Instead, the data in the assembled data set was collected for multiple independent studies and purposes. Therefore, there are two problems to resolve prior to any analyses. First, the data had to be divided in to spatial segments. Second, the data within spatial segments had to be assembled in a way in which temporal analyses could be performed such that geographic location of the data was as little confounding an influence as possible.

Data

The data set was assembled by merging data from many sources (Montagna et al. 2012). Data have been collected in the Coastal Bend system since as far back as the 1950's by many different agencies and organizations (Table 1). Of this data collected, only that approved by a Quality Assurance Project Plan (QAPP) or standard operating procedures (SOP) could be incorporated into this database.

Table 1. Data sources and quality assurance qualifications.

Entity	Data Type	Qualification
TCEQ	Water and Sediment	QAPP approved
TAMU-CC	Water and Sediment	QAPP approved
USGS	Sediment	Federal agency data collection standards
CBBEP	Water and Sediment	QAPP approved
EPA	Water and Sediment	QAPP approved
NOAA	Water	Federal data collection standards
TWDB	Water	QAPP approved and/or State agency developed SOP
TDSHS	Water	State agency developed SOP
UTMSI	Water and Sediment	QAPP approved
TPWD	Water	QAPP approved and/or State agency developed SOP
NRA	Water and Sediment	QAPP approved

The data base contains 8,938,576 distinct observations, the majority, 7,504,629 from the Texas Commission on Environmental Quality (TCEQ) database (Table 2). Observations range in date from 1968 to 2011. In total, there are 8,279 sites in the database. The vast majority of these sites are from the TCEQ database. All sites that have observations of the environmental variables of interest were included in the transformation even if they were not from the Corpus Christi Bay system.

Table 2. Listing of the observations in the status and trends database.

Source Description	Observations
Extraction from TCEQ database	7,504,629
Collection of Continuous sonde observations supporting multiple projects	1,060,998
Extraction from UTMSI Marsh Database	349,318
Collection of nutrient/chlorophyll concentrations for Texas Coastal waters	20,733
Hardcopy text of final report for Texas Water Development Board	2,898

The variety of data types collected was also large (Table 3). Water properties and dynamics, biological measurements in the water column and sediment and environmental variables have been collected to support various studies of estuarine processes. A database with 43 water quality and 71 sediment quality variables was used to determine the status and trends of water and sediment quality in the CBBEP area (Table 3). There were no data for an additional 21 water quality and 6 sediment quality variables that were also listed in the Quality Assurance Project Plan (QAPP). These variables were sampled between 1952 and 2010. The spatial and/or temporal intensity of sampling for some of these variables was low enough to inhibit statistical analyses on the same variables. The low sampling intensity is more prevalent with the sediment variables than the water variables.

Table 3. Variables included in the present study as per QAPP. Abbreviations from Ward and Armstrong (1997a). * No data

Abbreviation	Definition	Units
<i>Water Analyte</i>		
WQALK	total alkalinity (as CaCO ₃)	mg l ⁻¹
WQAMMN	ammonia nitrogen	mg l ⁻¹
WQBOD5	5-day BOD	mg l ⁻¹
WQCHLA	chlorophyll-a	µg l ⁻¹
WQCHLB	chlorophyll-b	µg l ⁻¹
WQCYAN	cyanide	µg l ⁻¹
WQDO	dissolved oxygen	mg l ⁻¹
WQFCOLI	fecal coliforms	MPN or colonies/200ml
WQKJLN	total Kjeldahl nitrogen	mg l ⁻¹
WQNO2N	nitrite nitrogen	mg l ⁻¹
WQNO3N	nitrate nitrogen	mg l ⁻¹
WQO&G	oil & grease	mg l ⁻¹
WQOPD	dissolved orthophosphate (as P)	mg l ⁻¹
WQOPO4	total orthophosphate (as PO ₄)	mg l ⁻¹
WQORGN	total organic nitrogen	mg l ⁻¹
WQPH	pH	

Abbreviation	Definition	Units
WQPHEO	pheophytin-a	$\mu\text{g l}^{-1}$
WQSAL	salinity converted from proxy measures	ppt (‰)
WQSECCHI	Secchi depth of water	m
WQSIO2	dissolved silica (as SIO2)	mg l^{-1}
WQSO4	total sulfate (as SO4)	mg l^{-1}
WQTCOLI	total coliforms	MPN or colonies/200ml
WQTEMP	temperature	degrees C
WQTOC	total organic carbon	mg l^{-1}
WQTOTP	total phosphorus (as P)	mg l^{-1}
WQTPO4	total phosphate (as PO4)	mg l^{-1}
WQTRANS	transmissivity, over 100 cm path	% (1 m)
WQTSS	total suspended solids	mg/L
WQTURBJ	turbidity of water, JTU	JTU
WQTURBN	turbidity of water, NTU	NTU
WQXTSS	TSS converted from proxy relations	mg l^{-1}
WQVOLS	total volatile solids	mg l^{-1}
WQVSS	volatile suspended solids	mg l^{-1}
WQMETAGD*	dissolved silver	$\mu\text{g l}^{-1}$
WQMETAGT*	total silver	$\mu\text{g l}^{-1}$
WQMETASD	dissolved arsenic	$\mu\text{g l}^{-1}$
WQMETAST*	total arsenic	$\mu\text{g l}^{-1}$
WQMETBT*	total boron	$\mu\text{g l}^{-1}$
WQMETBD*	dissolved boron	$\mu\text{g l}^{-1}$
WQMETBAD*	dissolved barium	$\mu\text{g l}^{-1}$
WQMETBAT*	total barium	$\mu\text{g l}^{-1}$
WQMETCDD	dissolved cadmium	$\mu\text{g l}^{-1}$
WQMETCDT*	total cadmium	$\mu\text{g l}^{-1}$
WQMETCOD*	dissolved cobalt	$\mu\text{g l}^{-1}$
WQMETCOT*	total cobalt	$\mu\text{g l}^{-1}$
WQMETCRD	dissolved chromium	$\mu\text{g l}^{-1}$
WQMETCRT*	total chromium	$\mu\text{g l}^{-1}$
WQMETCUD	dissolved copper	$\mu\text{g l}^{-1}$
WQMETCUT*	total copper	$\mu\text{g l}^{-1}$
WQMETFED	dissolved iron	$\mu\text{g l}^{-1}$
WQMETFET*	total iron	$\mu\text{g l}^{-1}$
WQMETHGD*	dissolved mercury	$\mu\text{g l}^{-1}$
WQMETHGT*	total mercury	$\mu\text{g l}^{-1}$
WQMETMND	dissolved manganese	$\mu\text{g l}^{-1}$

Abbreviation	Definition	Units
WQMETMNT*	total manganese	$\mu\text{g l}^{-1}$
WQMETNID	dissolved nickel	$\mu\text{g l}^{-1}$
WQMETNIT*	total nickel	$\mu\text{g l}^{-1}$
WQMETPBD	dissolved lead	$\mu\text{g l}^{-1}$
WQMETPBT*	total lead	$\mu\text{g l}^{-1}$
WQMETSED*	dissolved selenium	$\mu\text{g l}^{-1}$
WQMETSET	total selenium	$\mu\text{g l}^{-1}$
WQMETSRD*	dissolved strontium	$\mu\text{g l}^{-1}$
WQMETZND	dissolved zinc	$\mu\text{g l}^{-1}$
WQMETZNT*	total zinc	$\mu\text{g l}^{-1}$
<i>Sediment Analyte</i>		
SEDCYAN	cyanide	mg kg^{-1}
SEDKJLN	total Kjeldahl nitrogen	mg kg^{-1}
SEDO&G	oil & grease	mg kg^{-1}
SEDAMMN	ammonia nitrogen	mg kg^{-1}
SEDRGN	total organic nitrogen	mg kg^{-1}
SEDTOC	total organic carbon	g kg^{-1}
SEDTOTP	total phosphorus (as P)	mg kg^{-1}
SEDVOLS	volatile solids (loss on ignition)	mg kg^{-1}
SEDMETAG	silver	mg kg^{-1}
SEDMETAL	aluminum	mg kg^{-1}
SEDMETAS	arsenic	mg kg^{-1}
SEDMETB	boron	mg kg^{-1}
SEDMETBA	barium	mg kg^{-1}
SEDMETCD	cadmium	mg kg^{-1}
SEDMETCO	cobalt	mg kg^{-1}
SEDMETCR	chromium	mg kg^{-1}
SEDMETCU	copper	mg kg^{-1}
SEDMETFE	iron	mg kg^{-1}
SEDMETHG	mercury	mg kg^{-1}
SEDMETMN	manganese	mg kg^{-1}
SEDMETNI	nickel	mg kg^{-1}
SEDMETPB	lead	mg kg^{-1}
SEDMETSE	selenium	mg kg^{-1}
SEDMETSR	strontium	mg kg^{-1}
SEDMETZN	zinc	mg kg^{-1}
SED-245T	2,4,5 T	$\mu\text{g kg}^{-1}$
SED-24D	2,4 D	$\mu\text{g kg}^{-1}$
SED-ABHC	alpha-BHC	$\mu\text{g kg}^{-1}$

Abbreviation	Definition	Units
SED-ACEN	acenaphthene	$\mu\text{g kg}^{-1}$
SED-ACYN*	acenaphthylene	$\mu\text{g kg}^{-1}$
SED-ALDR	Aldrin	$\mu\text{g kg}^{-1}$
SED-ANTH	anthracene	$\mu\text{g kg}^{-1}$
SED-BNZA	benzo(a)pyrene	$\mu\text{g kg}^{-1}$
SED-BNZE*	benzo(e)pyrene	$\mu\text{g kg}^{-1}$
SD-BNZAA	benzo(a)anthracene	$\mu\text{g kg}^{-1}$
SD-BNZB	benzo(b) fluoranthene	$\mu\text{g kg}^{-1}$
SD-BNZK	benzo(k) fluoranthene	$\mu\text{g kg}^{-1}$
SD-BNZGP	benzo(ghi)perylene	$\mu\text{g kg}^{-1}$
SED-CHLR	total Chlordane	$\mu\text{g kg}^{-1}$
SD-CHLRC	Chlordane cis isomer	$\mu\text{g kg}^{-1}$
SED-CHRY	chrysene	$\mu\text{g kg}^{-1}$
SED-DDD	total DDD	$\mu\text{g kg}^{-1}$
SED-DDE	total DDE	$\mu\text{g kg}^{-1}$
SED-DDT	total DDT	$\mu\text{g kg}^{-1}$
SED-DIAZ	Diazinon	$\mu\text{g kg}^{-1}$
SD-DBANE	dibenz(a,h)anthracene	$\mu\text{g kg}^{-1}$
SED-DIEL	Dieldrin	$\mu\text{g kg}^{-1}$
SED-ENDO	Endosulfan I	$\mu\text{g kg}^{-1}$
SED-ENDR	Endrin	$\mu\text{g kg}^{-1}$
SED-FLRA	fluoranthene	$\mu\text{g kg}^{-1}$
SD-FLRN	fluorene	$\mu\text{g kg}^{-1}$
SED-HEPT	heptachloride	$\mu\text{g kg}^{-1}$
SED-HEPX	heptachloride epoxide	$\mu\text{g kg}^{-1}$
SED-HEXA	hexachlorobenzene	$\mu\text{g kg}^{-1}$
SD-II23P	indeno(1,2,3-cd)pyrene	$\mu\text{g kg}^{-1}$
SED-LIND	Lindane (gamma-BHC)	$\mu\text{g kg}^{-1}$
SED-MALA	Malathion	$\mu\text{g kg}^{-1}$
SED-MTHP	methyl parathion	$\mu\text{g kg}^{-1}$
SED-MTHX	methoxychlor	$\mu\text{g kg}^{-1}$
SED-NAPT	naphthalene	$\mu\text{g kg}^{-1}$
SED-PAH	total PAH's	$\mu\text{g kg}^{-1}$
SED-PARA	Parathion	$\mu\text{g kg}^{-1}$
SED-PCB	total PCB's	$\mu\text{g kg}^{-1}$
SED-PCP*	pentachlorophenol	$\mu\text{g kg}^{-1}$
SED-PDDD	p,p'-DDD	$\mu\text{g kg}^{-1}$
SED-PDDE	p,p'-DDE	$\mu\text{g kg}^{-1}$
SED-PDDT	p,p'-DDT	$\mu\text{g kg}^{-1}$

Abbreviation	Definition	Units
SED-ODDT*	o,p'-DDT	$\mu\text{g kg}^{-1}$
SED-ODDD*	o,p'-DDD	$\mu\text{g kg}^{-1}$
SED-ODDE*	o,p'-DDE	$\mu\text{g kg}^{-1}$
SED-PERY	perylene	$\mu\text{g kg}^{-1}$
SD-PHNAN	phenanthrene	$\mu\text{g kg}^{-1}$
SD-PYRN	pyrene	$\mu\text{g kg}^{-1}$
SED-SLVX	Silvex	$\mu\text{g kg}^{-1}$
SED-TOXA	Toxaphene	$\mu\text{g kg}^{-1}$
SED-TBT	tributyltin	$\mu\text{g kg}^{-1}$
SED-XDDT	DDT converted from proxy relations	$\mu\text{g kg}^{-1}$

Spatial Interpolation of Data

The environmental data to be used in spatial interpolation was averaged by date for each year and location, before being averaged by year and location, and then finally being averaged by location alone. Environmental measurements were then imported as point data into a Geographic Information System (GIS).

A first order variant of local polynomial interpolation method with barriers was used to interpolate between the sampling locations using ArcGIS software (version 10; ESRI, 2011). Local polynomial interpolation is a good method for interpolating data from environmental monitoring networks (Gribov and Krivoruchko 2010) and has successfully been used in the Mission-Aransas Estuary (Pollack et al. 2012). Sampling locations were weighted by the number of years that each location was sampled. The estuarine and Gulf of Mexico coastline was the barrier used in interpolation. The interpolation bandwidth (maximum distance at which data points are used for prediction) was automatically calculated using the density of the sampling locations for each variable by ArcGIS. A maximum bandwidth of 0.1 degrees (approx. 7 mi/11 km) was set if densities of a variable's sampling location were low however. All averaging occurred in SAS statistical software (version 9.3; SAS Institute Inc., 2011).

Temporal Trend Analysis

Temporal trends were determined for each of Texas Commission of Environmental Quality's (TCEQ's) estuarine and nearshore Assessment Units (AUs) within the CBBEP boundary (Table 4, Figure 1 to Figure 3). TCEQ's AUs are water bodies that are classified by having 'relatively homogenous chemical, physical, and hydrological characteristics' (TCEQ, 2011). The AUs are sub-areas of, or entire, water bodies (segments) as listed in Title 30, Chapter 307 of the Texas Administrative Code (listed in Appendices A & C of Chapter 307.10). The Laguna Madre AU (1491_01) is exceptionally large (332 932 acres) and extends well beyond the CBBEP boundary. For this reason, only data from the part of the AU within the CBBEP boundary (north of the southern boundary of Kenedy County) was used in analysis and is displayed in subsequent maps (Figure 1 and Figure 3). All other AUs are whole.

Each variable was averaged by day and location (latitude and longitude) to remove multiple sampling in a day, and then by year for each AU. Spearman-rank correlation coefficients (r_s) were used to determine temporal trends among years within each AU. The Spearman-rank correlation coefficient is a nonparametric method that determines the relationship between two variables, in this case time, and each of the sediment and water quality variable. Spearman-rank correlations have an advantage over Pearson correlations because Spearman rank correlations can determine a relationship, regardless of whether it is linear or non-linear, whereas Pearson correlations only determine linear relationships.

Any temporal change was deemed 'probable' if the relationship between a variable and time was statistically significant ($p < 0.05$) and 'possible' if the relationship was close to significant ($0.05 \leq p < 0.10$). No temporal trend (no change) was determined if the relationship between a variable and time was not close to being significant ($p \geq 0.10$). If an AU was sampled less than ten different years, then there were insufficient data to determine whether there was a temporal relationship or not.

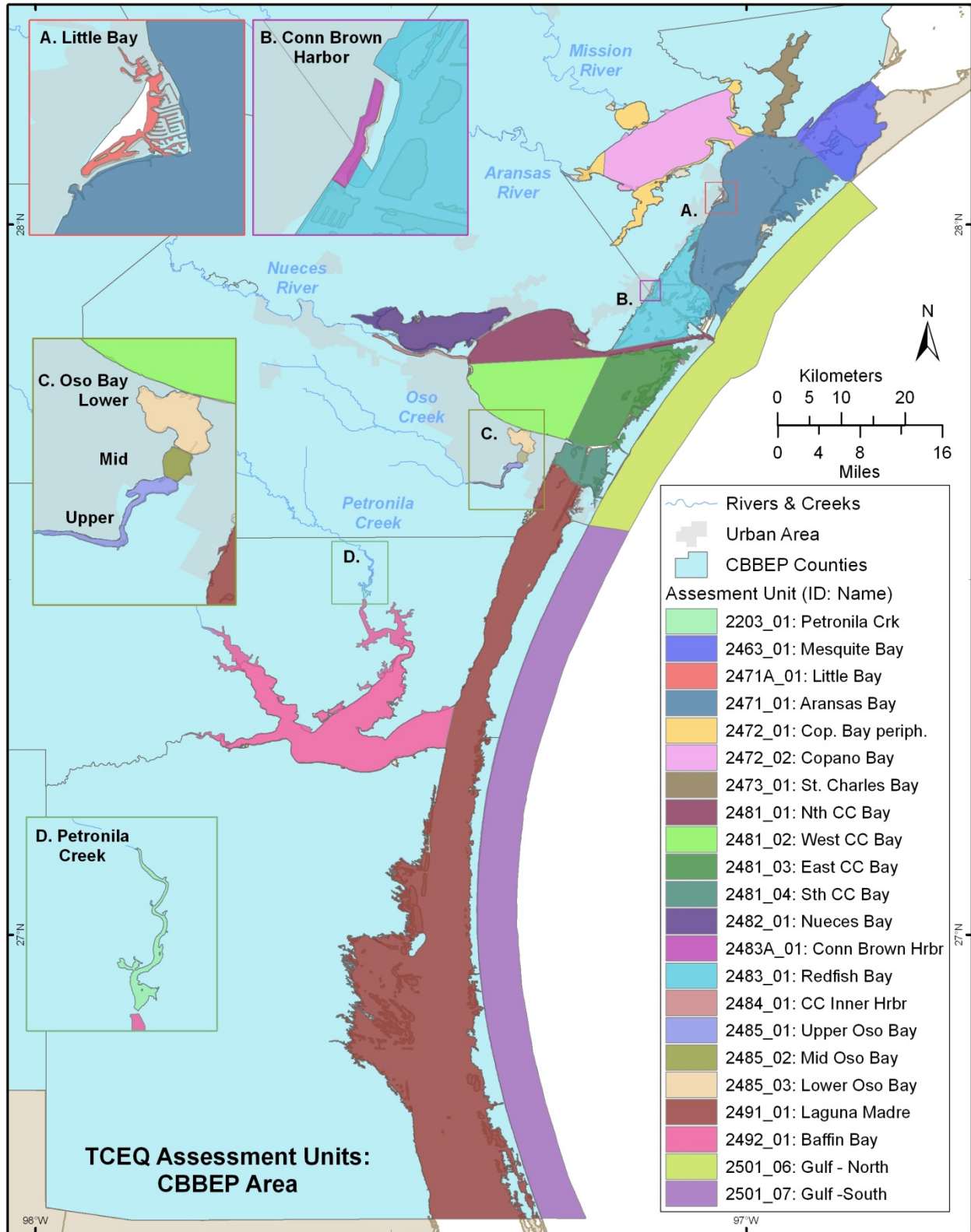


Figure 1. Study area including estuarine and near-shore TCEQ assessment units – entire CBBEP area.

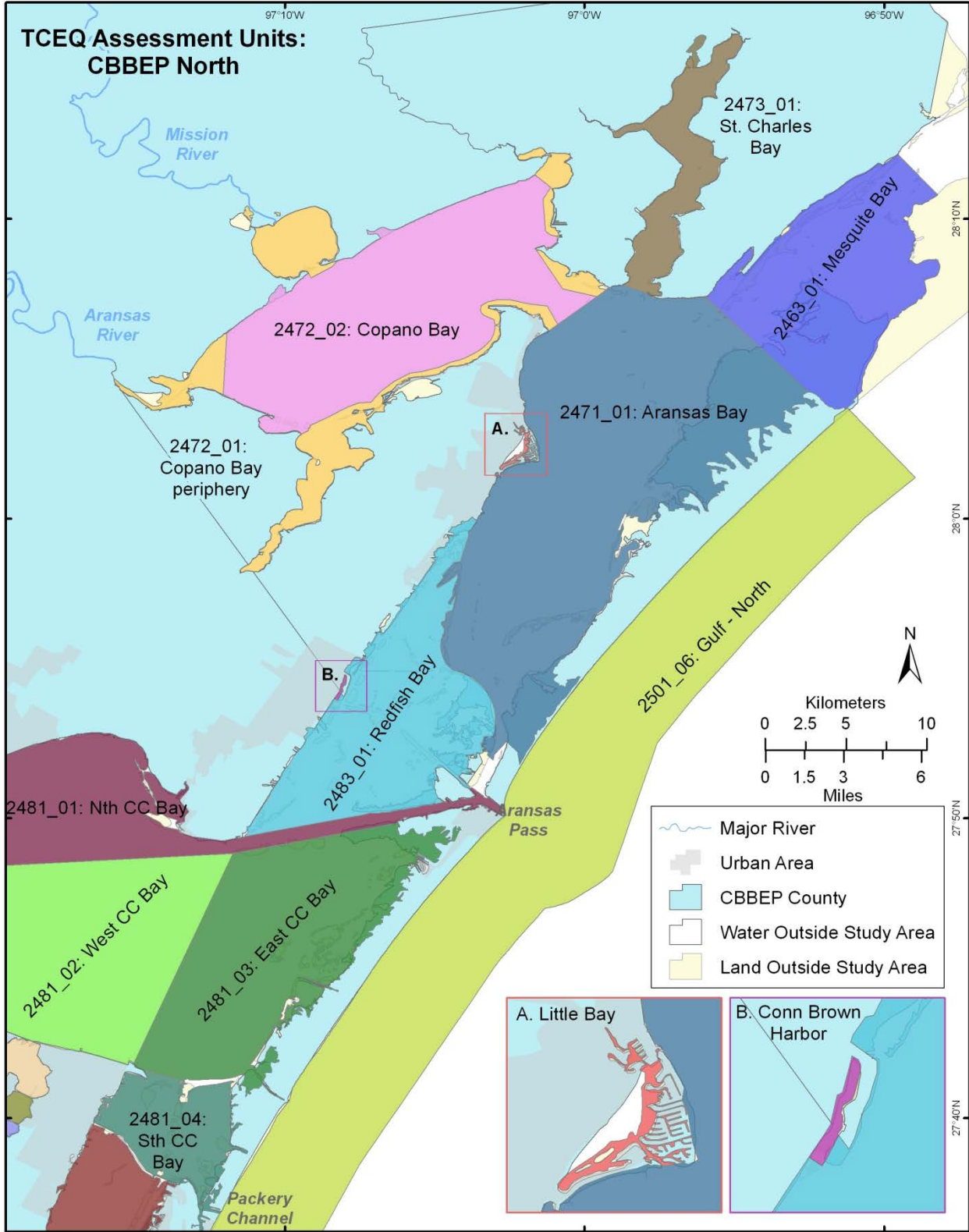


Figure 2. Study area including estuarine and near-shore TCEQ assessment units - northern region.

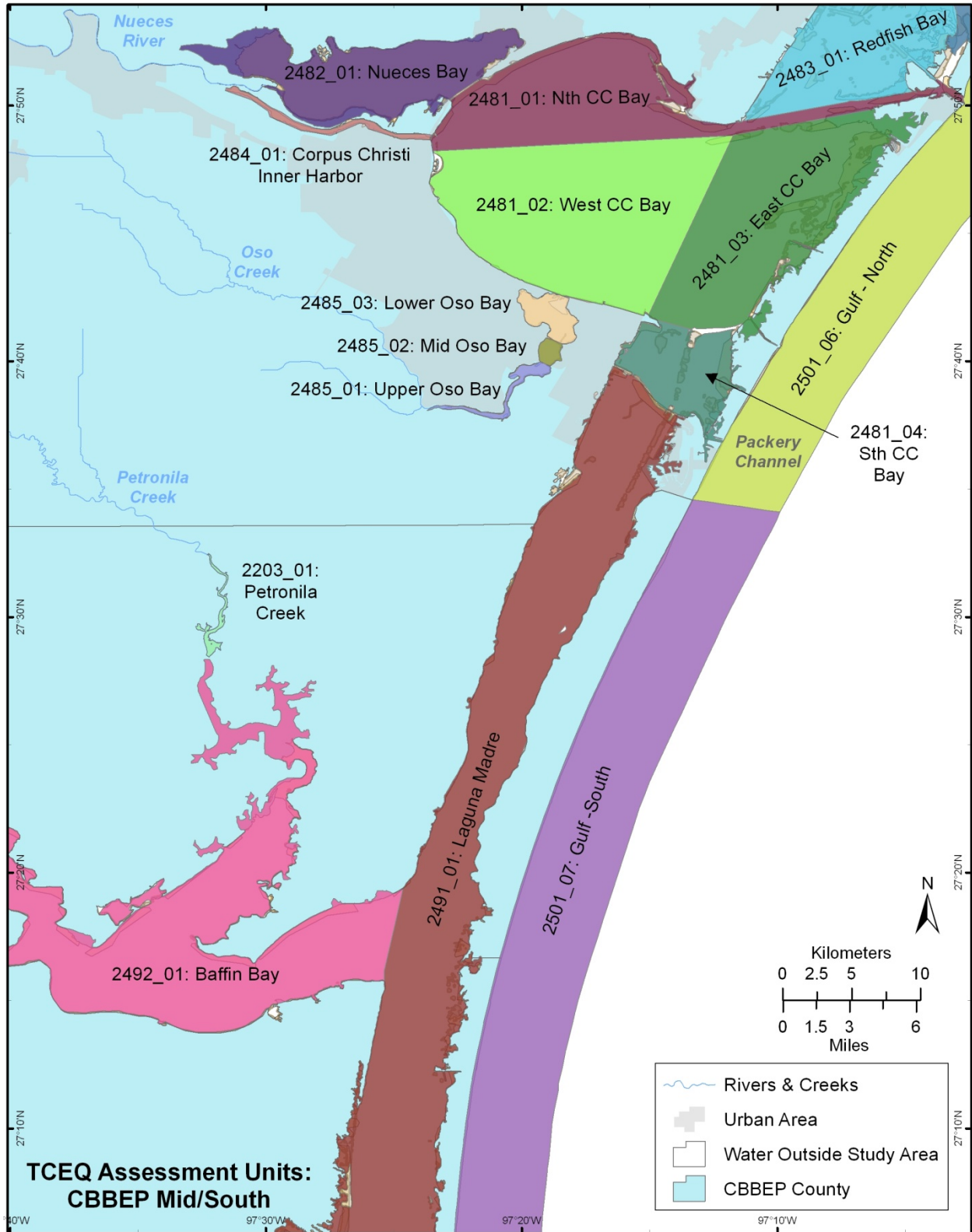


Figure 3. Study area including estuarine and near-shore TCEQ assessment units - mid/southern region.

Table 4. TCEQ Assessment Units used in temporal trend analysis.

Assessment Unit ID	Segment ID	Segment Name	Assessment Unit Location	Size (acres)
2203_01	2203	Petronila Creek Tidal	Entire segment	594
2463_01	2463	Mesquite Bay/Carlos Bay/Ayres Bay	Entire segment	25372
2471_01	2471	Aransas Bay	Entire segment	64688
2471A_01	2471A	Little Bay (unclassified water body)	Entire segment	226
2472_01	2472	Copano Bay/Port Bay/Mission Bay	Mission Bay, Aransas River arm, Port Bay, and eastern shoreline (NB. All parts are not contiguous)	13790
2472_02	2472	Copano Bay/Port Bay/Mission Bay	Copano Bay	37855
2473_01	2473	St. Charles Bay	Entire segment	8608
2481_01	2481	Corpus Christi Bay	From the Corpus Christi Ship Channel east to Pelican Island, from Pelican Island south to Demit Island including the La Quinta Channel and the Corpus Christi Ship Channel adjacent to Redfish Bay	27698
2481_02	2481	Corpus Christi Bay	From the Corpus Christi Ship Channel east to Pelican Island, from Pelican Island south to Demit Island including the area from the Corpus Christi Ship Channel to Demit Island (Oso Bay and City of Corpus Christi area)	41120
2481_03	2481	Corpus Christi Bay	From Pelican Island south to Demit Island, from Demit Island to Mustang Island and the area along Mustang Island State Park to the Corpus Christi Ship Channel	33252
2481_04	2481	Corpus Christi Bay	From the JFK Causeway to a line from Demit Island across to Mustang Island State Park	9543
2482_01	2482	Nueces Bay	Entire segment	19500
2483_01	2483	Redfish Bay	Entire segment	26229
2483A_01	2483A	Conn Brown Harbor (unclassified water body)	From the Aransas Channel confluence southeast of Aransas Pass to a point 1.6 km (1 mi) northeast	63
2484_01	2484	Corpus Christi Inner Harbor	Entire segment	1361
2485_01	2485	Oso Bay	Upper bay (Holly Road to County Hwy 24)	1031
2485_02	2485	Oso Bay	Middle bay (State Park Road 22 to Holly Road)	564

Assessment Unit ID	Segment ID	Segment Name	Assessment Unit Location	Size (acres)
2485_03	2485	Oso Bay	Lower portion of bay (Ocean Drive to State Park Road 22)	2194
2491_01	2491	Laguna Madre	Upper portion of bay north of the Arroyo Colorado confluence (Only portion north of the southern Kenedy county line was used in this analysis)	332972 (262423)
2492_01	2492	Baffin Bay/Alazan Bay/Cayo del Grullo/Laguna Salada	Entire segment	65025
2501_06	2501	Gulf of Mexico	Port Aransas Area	89317
2501_07	2501	Gulf of Mexico	Area between Port Aransas and Port Mansfield	155371

Results

Summary figures for each variable were created (Figure 4 to Figure 77). These figures show the locations where each variable was sampled, the number of years each assessment unit was sampled, a spatially interpolated surface representing the spatial distribution of each variable, and significant and near-significant changes in each variable over time (years). Summary figures could not be created for some variables because the spatial and/or temporal intensity of sampling was too low. The spatial interpolation maps incorporate broad spatial trends of each variable within the estuaries and near-shore region of the CBBEP. It is important to note that the interpolation method is an inexact method. This means that a value of a variable at a location on the interpolated surface does not necessarily match the long-term average at that location. The interpolated value is more indicative of the overall spatial pattern in the immediate vicinity.

Summary statistics for each variable within each assessment unit are listed in Table 6 (water quality) and Table 7 (sediment quality). Graphs of annual averages of each variable sampled within each assessment unit are in Appendix 1 (Water Quality) and Appendix 2 (Sediment Quality). Linear regressions are shown on each graph regardless of whether the regressions are significant or not.

Water Quality

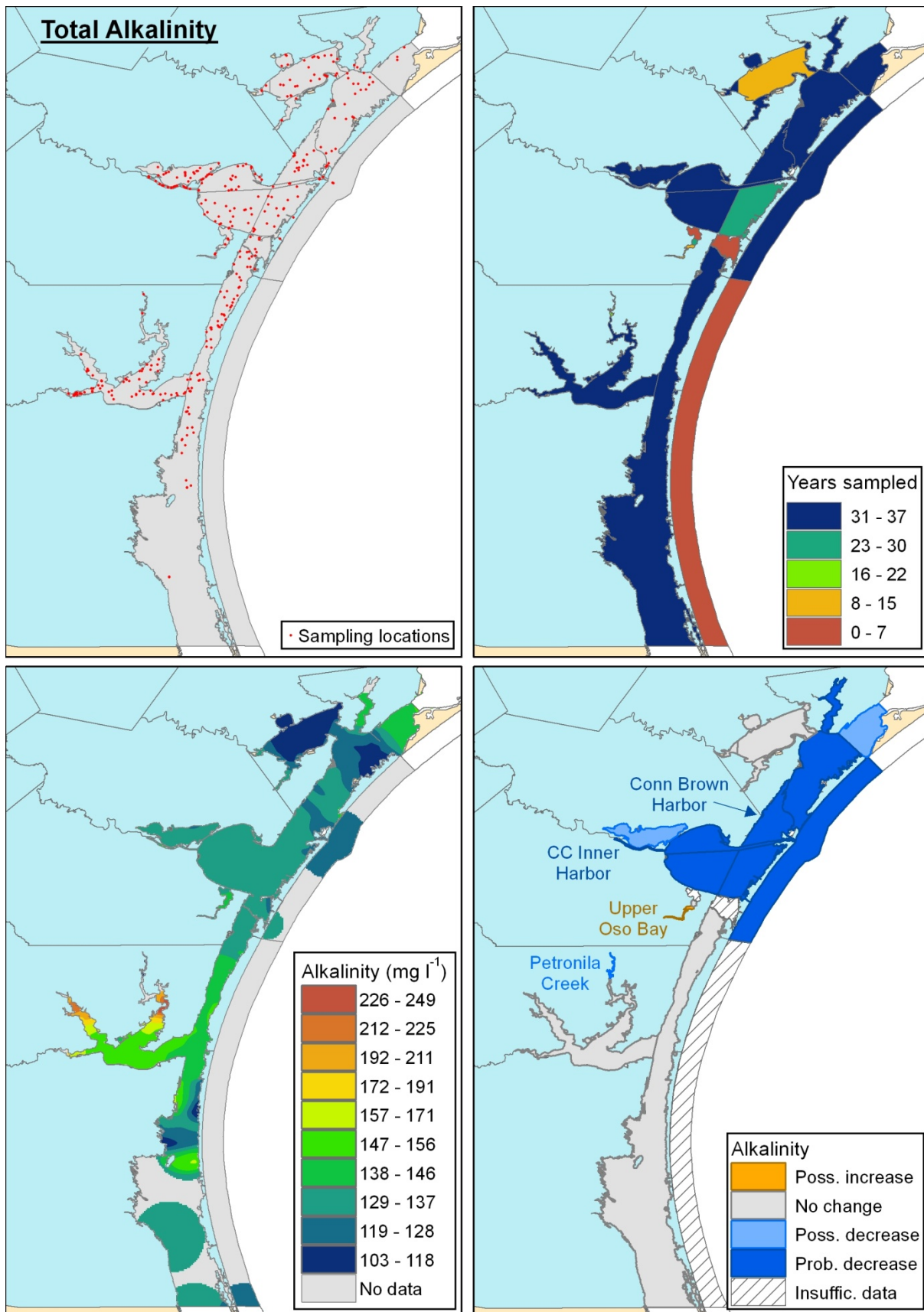


Figure 4. Spatio-temporal patterns of Total Alkalinity (as CaCO_3) in water - WQALK.

Clockwise from top left; locations of samples taken, number of years sampled per assessment unit, probable and possible changes within each assessment unit, and spatial estimation of values.

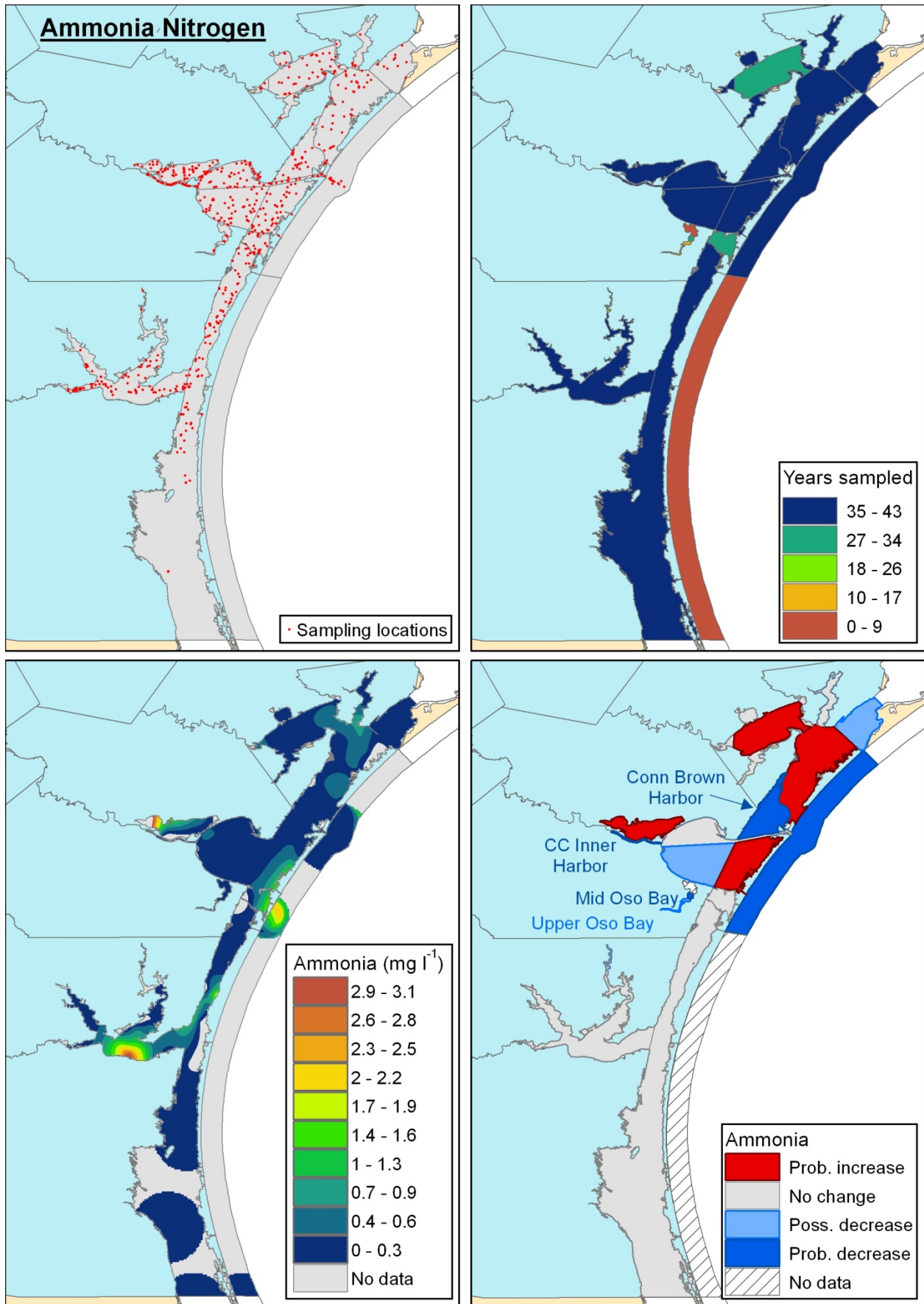


Figure 5. Spatio-temporal patterns of Ammonia Nitrogen in water - WQAMMN.

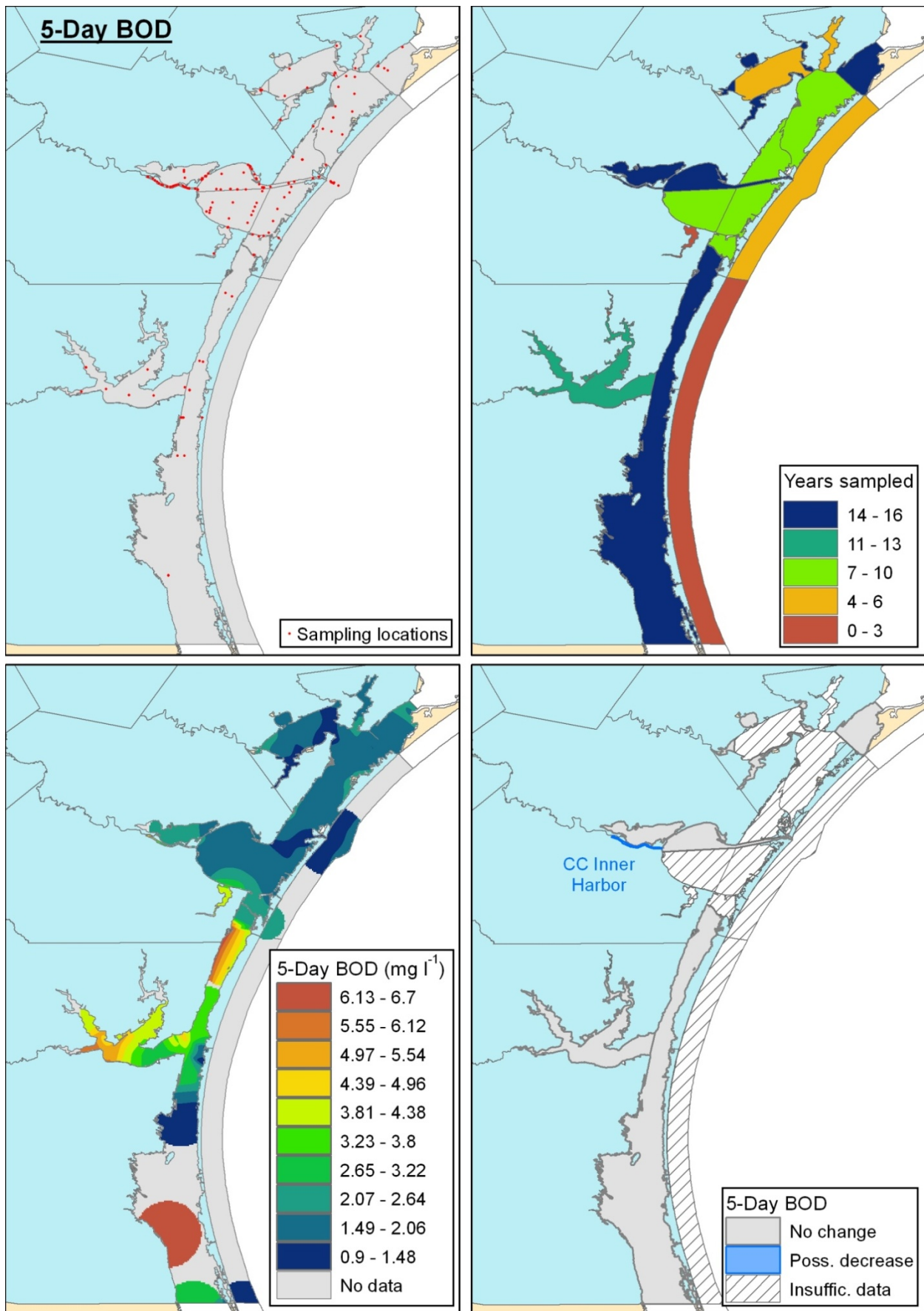


Figure 6. Spatio-temporal patterns of 5-Day Biochemical Oxygen Demand in water – WQBOD5.

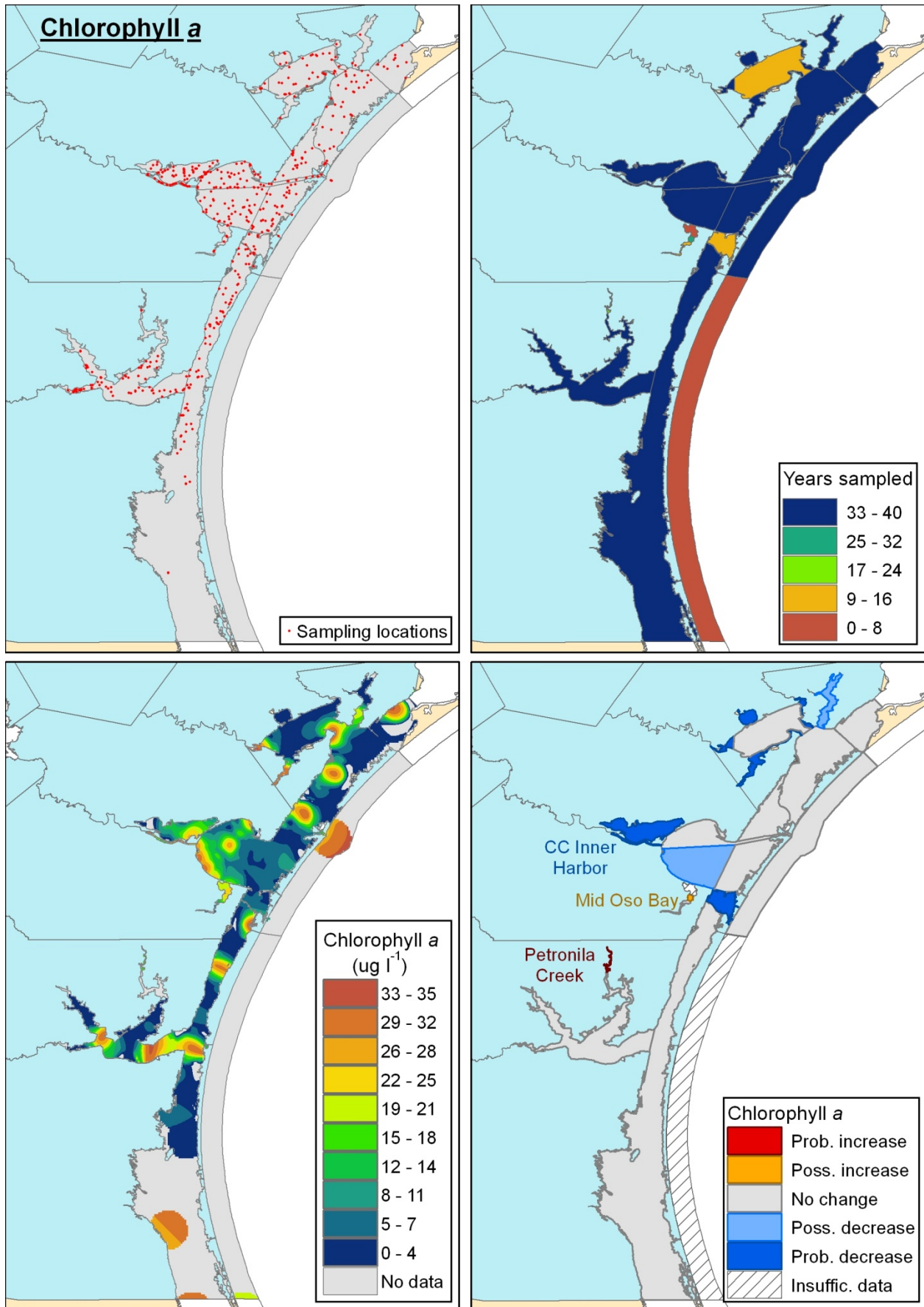


Figure 7. Spatio-temporal patterns of Chlorophyll-*a* concentrations in water - WQCHLA.

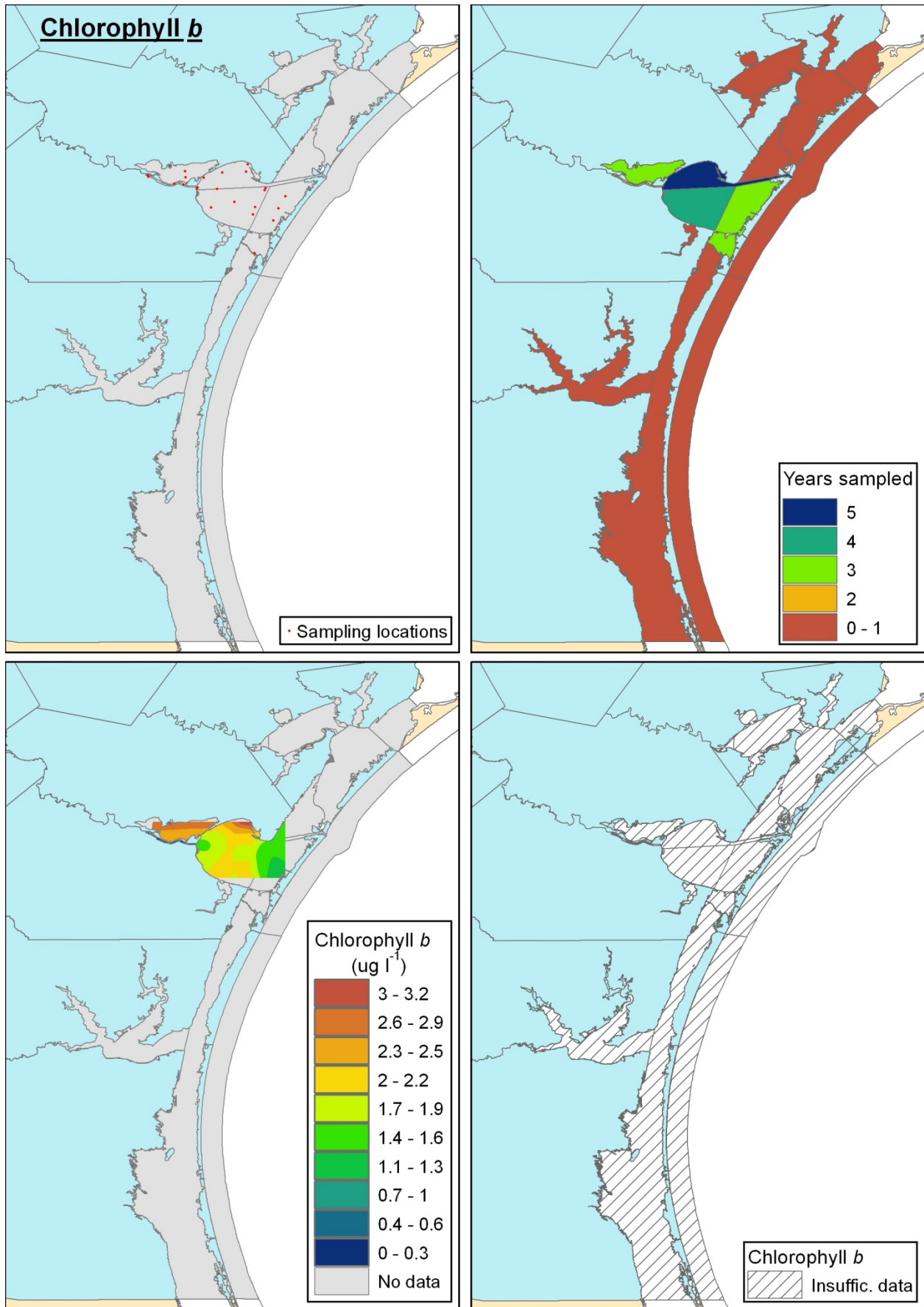


Figure 8. Spatio-temporal patterns of Chlorophyll-*b* concentrations in water - WQCHLB.

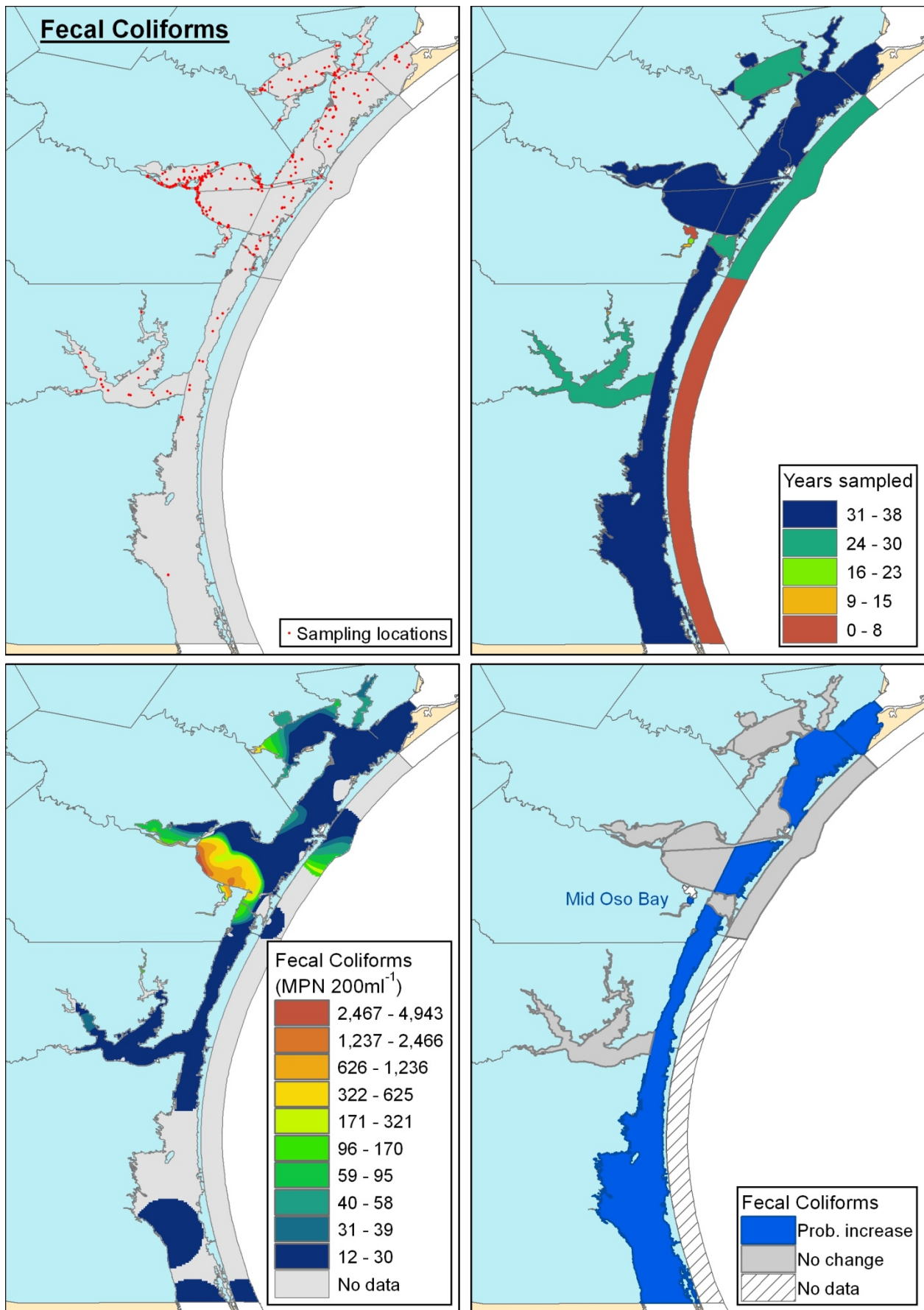


Figure 9. Spatio-temporal patterns of Fecal Coliform concentrations in water - WQFCOLI.

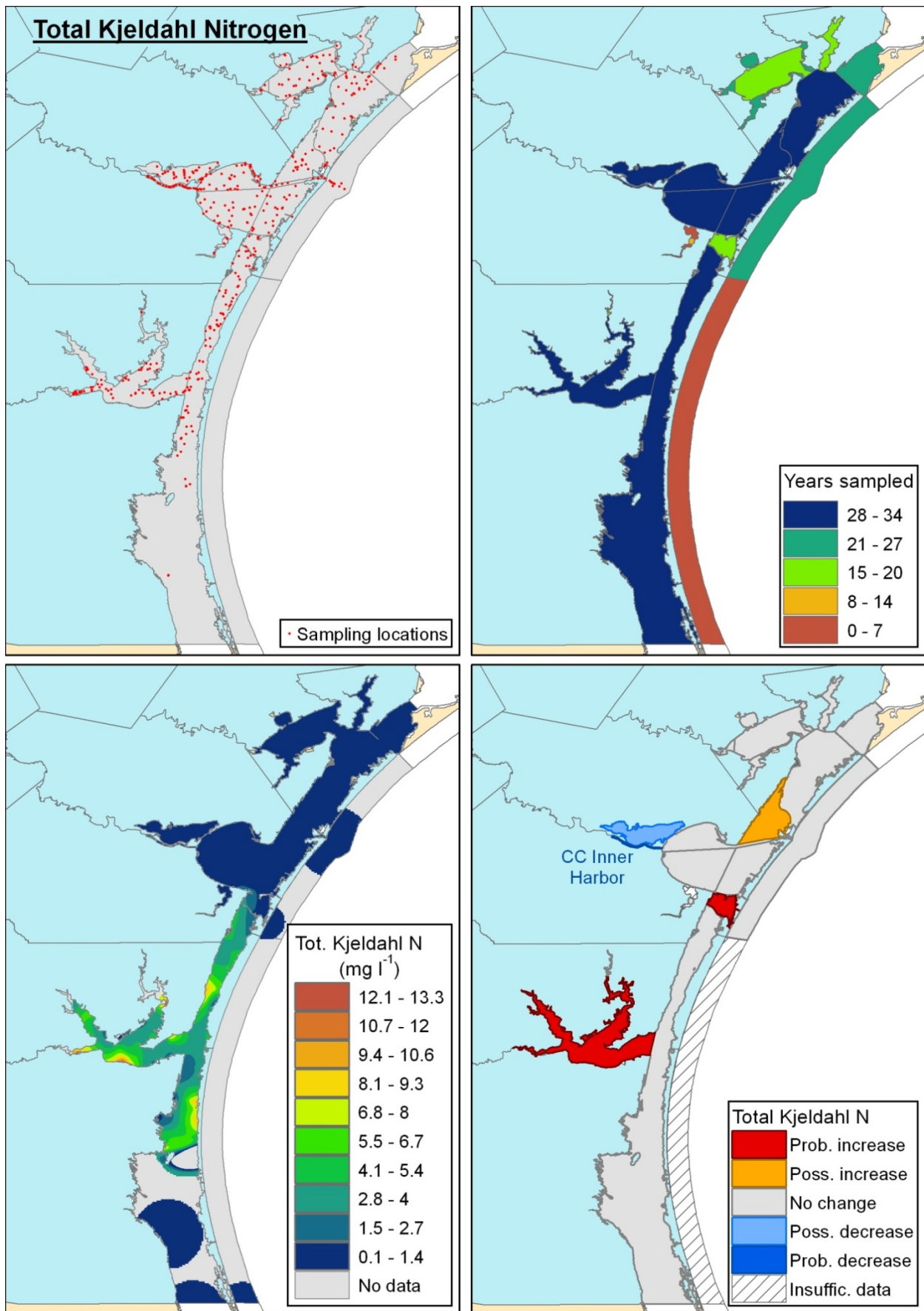


Figure 10. Spatio-temporal patterns of Total Kjeldahl Nitrogen concentrations in water - WQJLN.

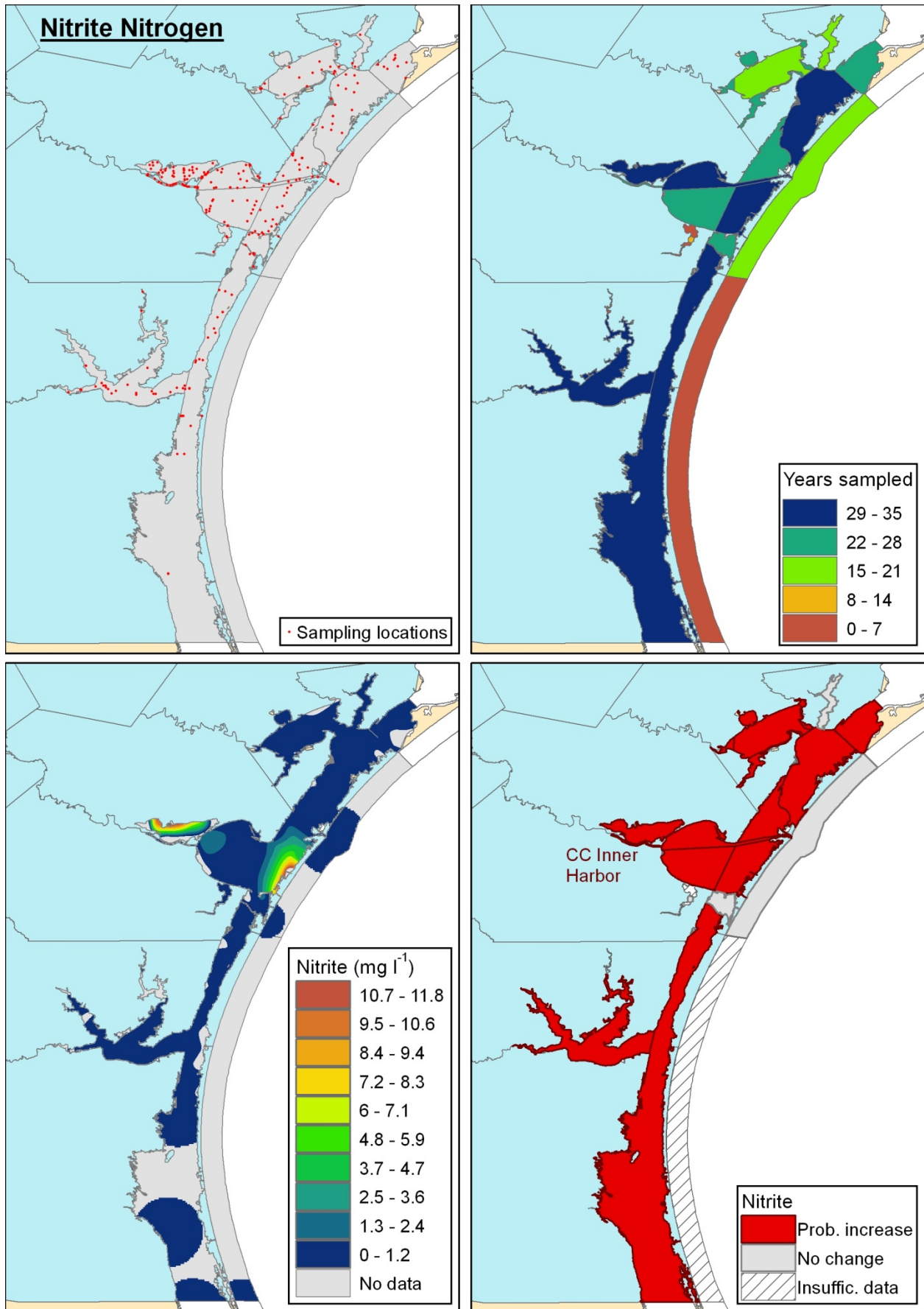


Figure 11. Spatio-temporal patterns of Nitrite Nitrogen concentrations in water – WQNO2N.

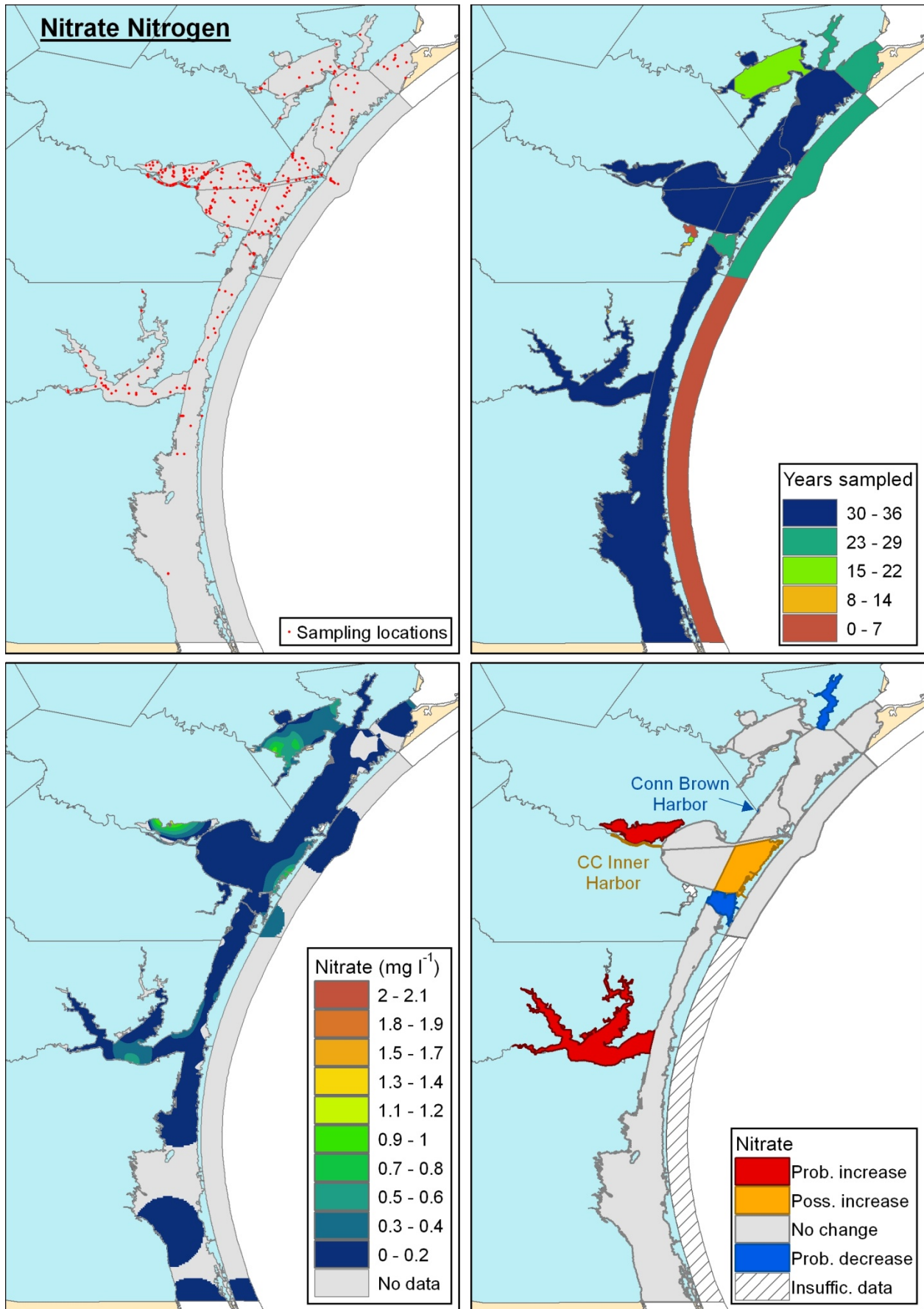


Figure 12. Spatio-temporal patterns of Nitrate Nitrogen concentrations in water – WQNO3N.

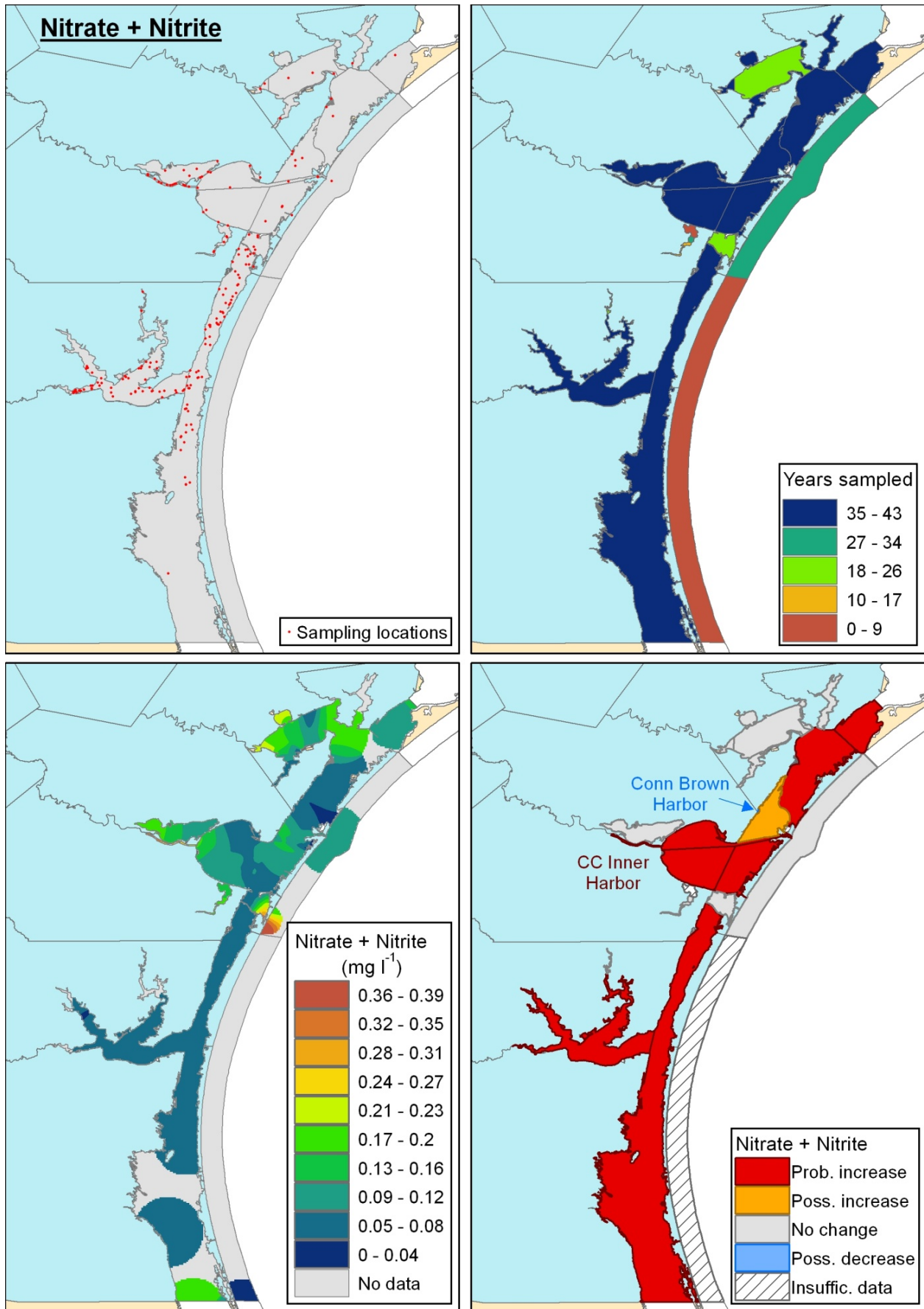


Figure 13. Spatio-temporal patterns of Nitrate plus Nitrate concentrations in water - WQNOXN.

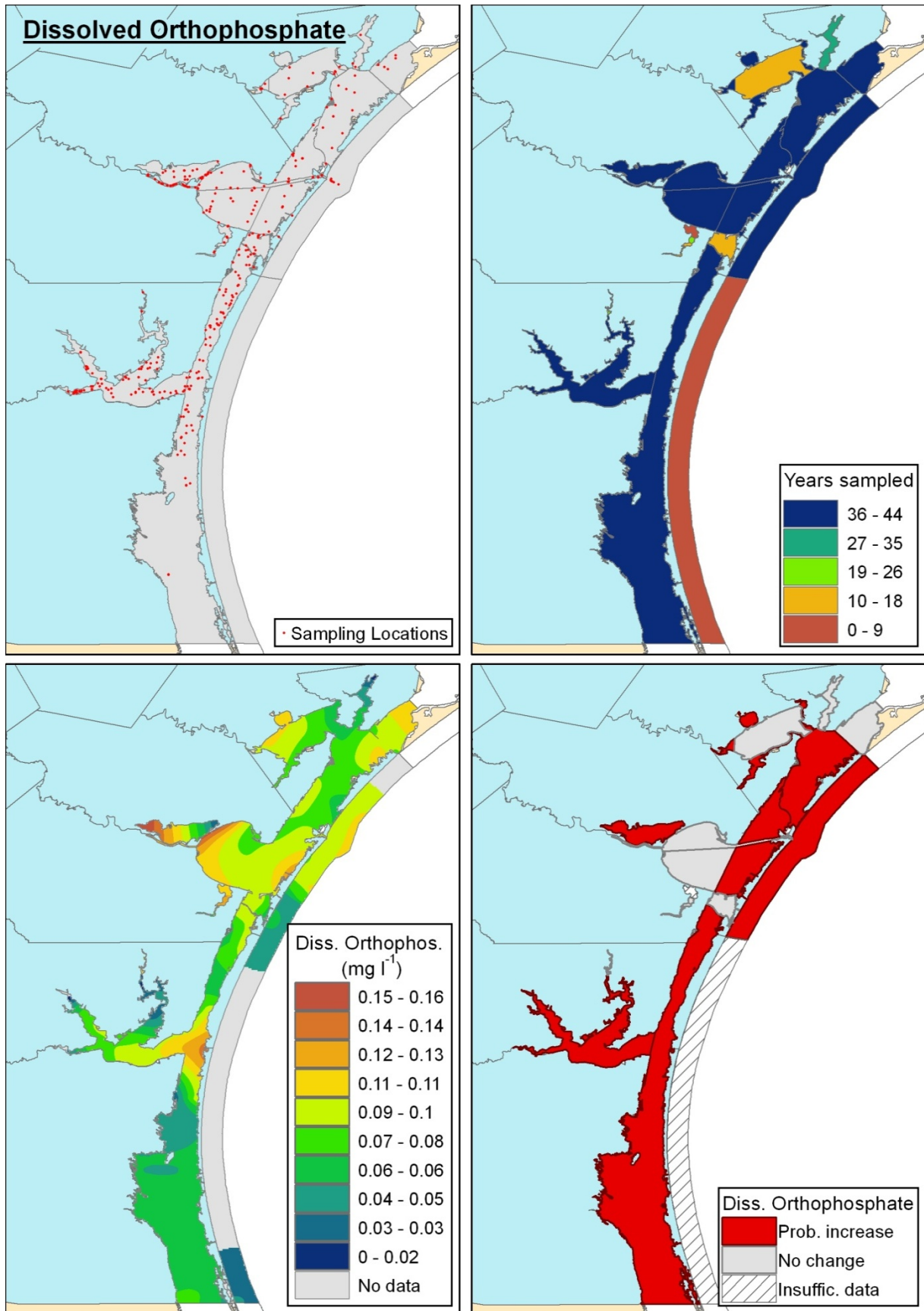


Figure 14. Spatio-temporal patterns of Dissolved Orthophosphate (as P) concentrations in water - WQOPD.

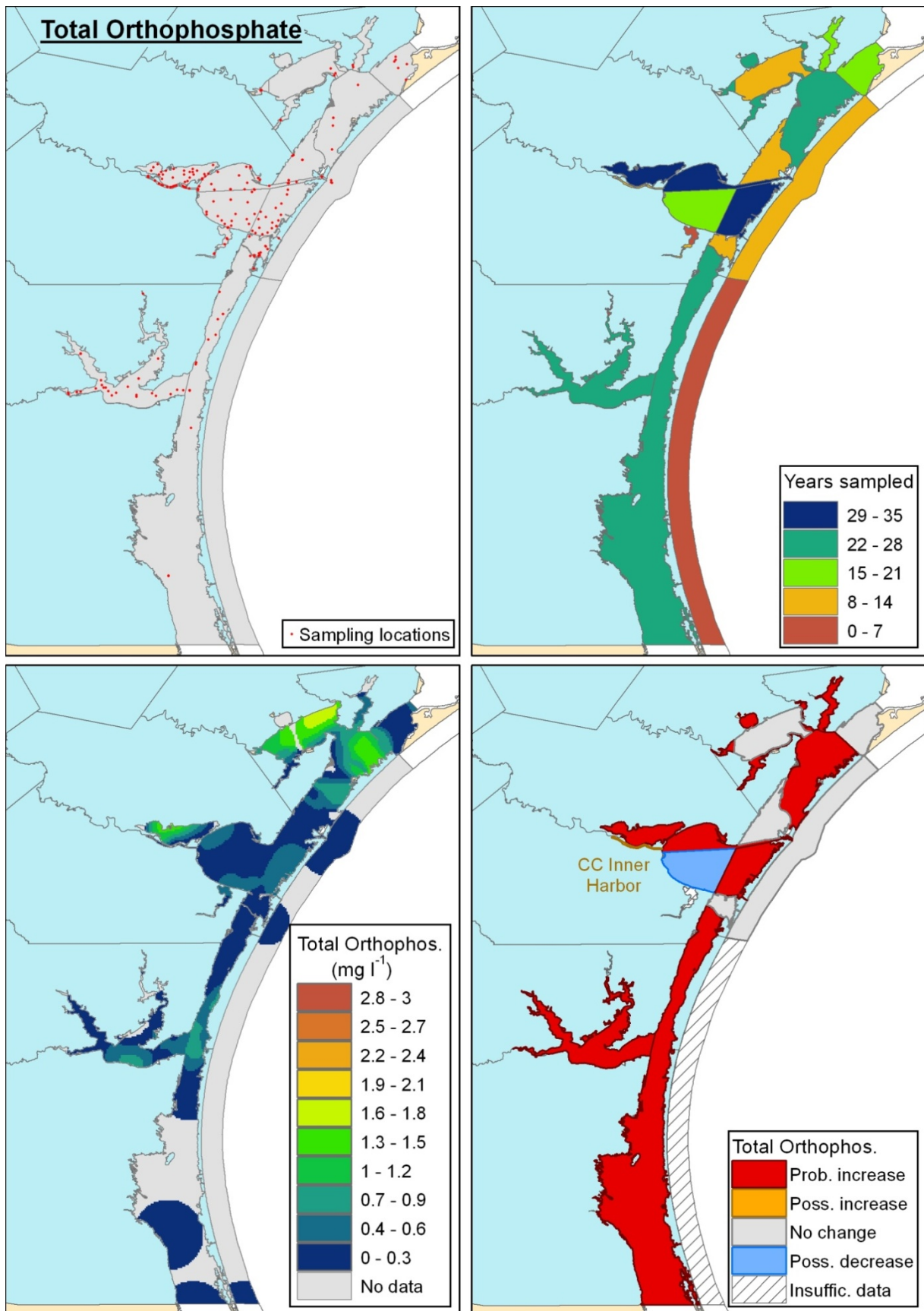


Figure 15. Spatio-temporal patterns of Total Orthophosphate (as PO₄) concentrations in water – WQOPO4.

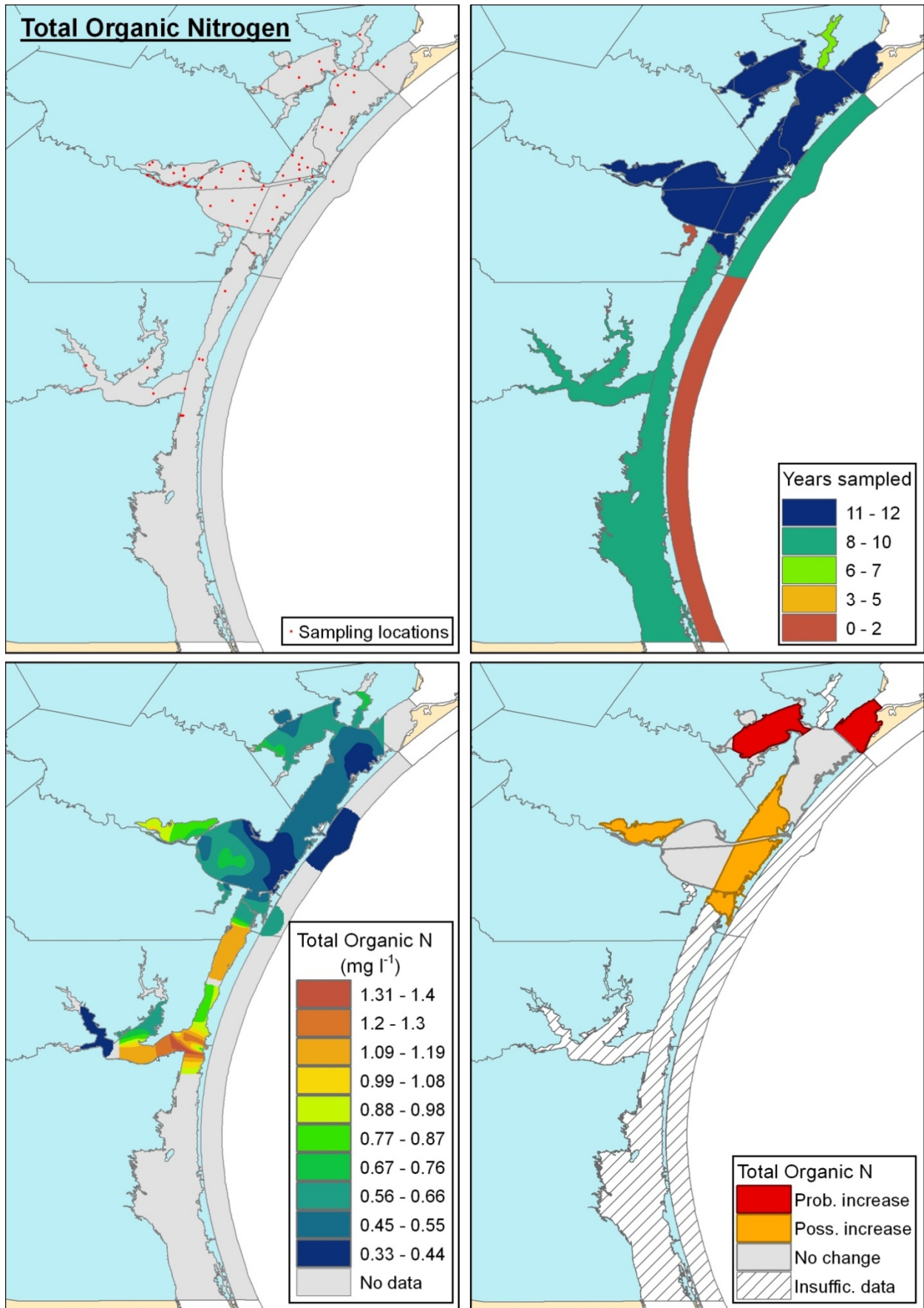


Figure 16. Spatio-temporal patterns of Total Organic Nitrogen concentrations in water – WQORGN.

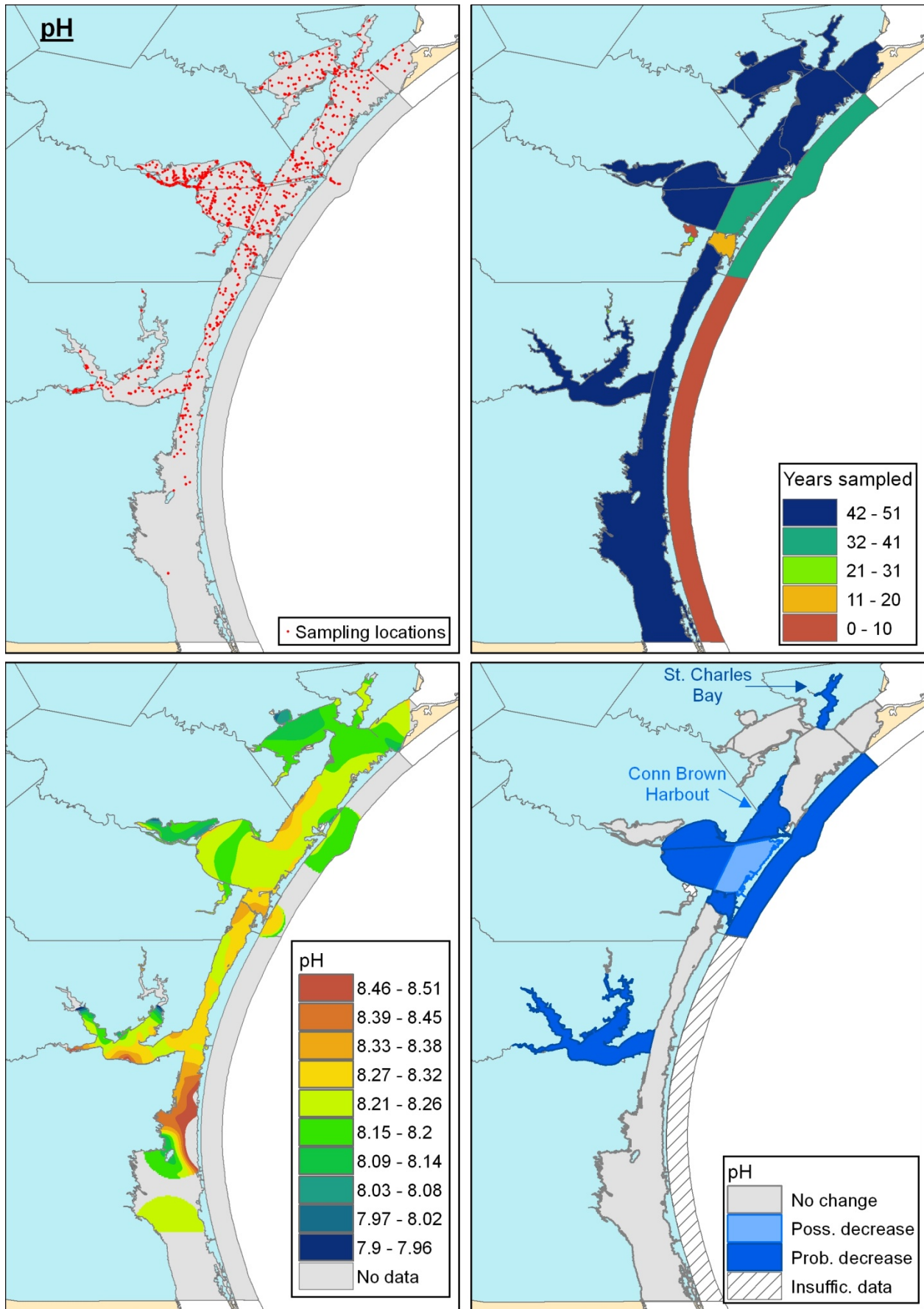


Figure 17. Spatio-temporal patterns of pH in water - WQPH.

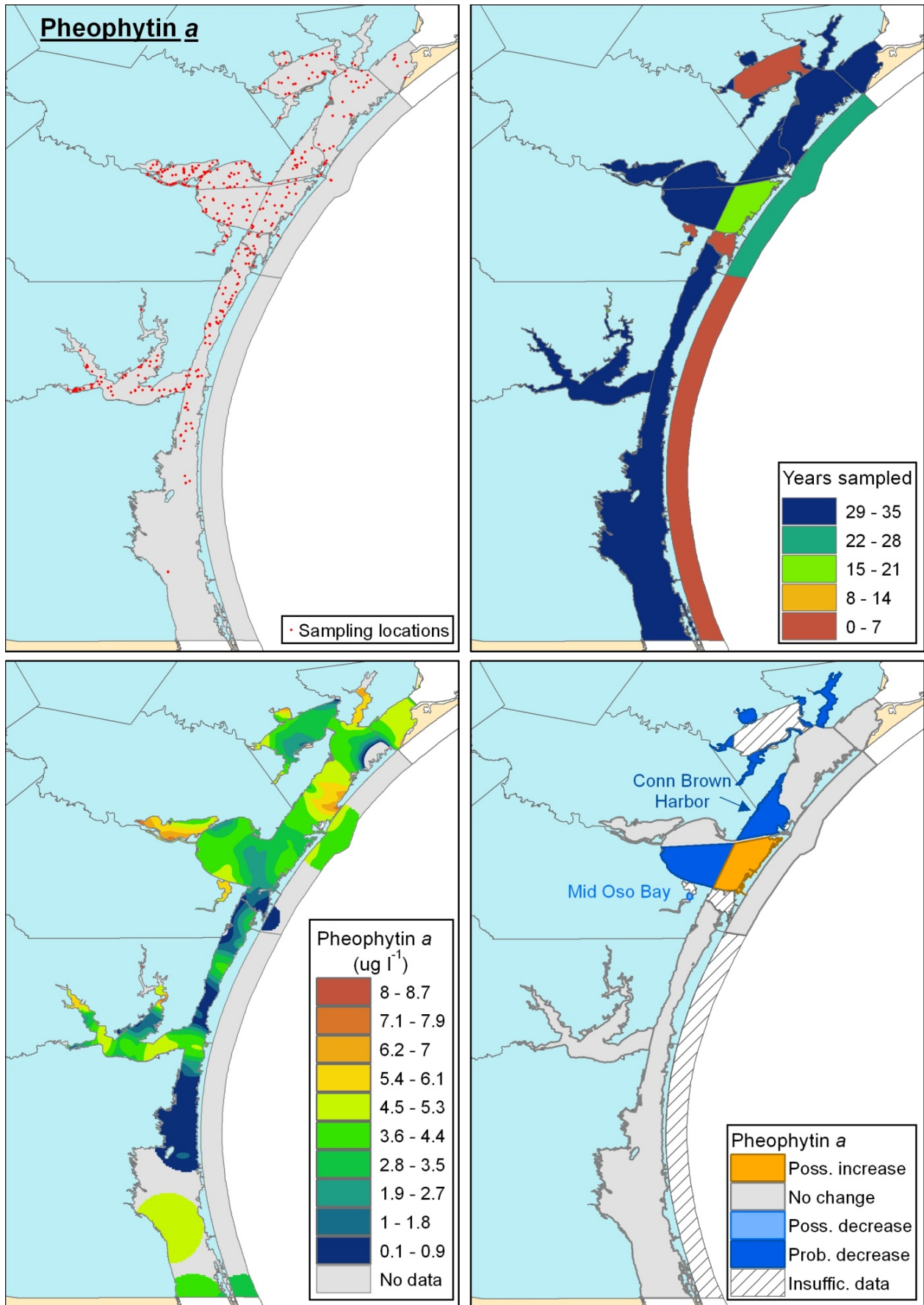


Figure 18. Spatio-temporal patterns of Pheophytin-*a* concentrations in water - WQPHEO.

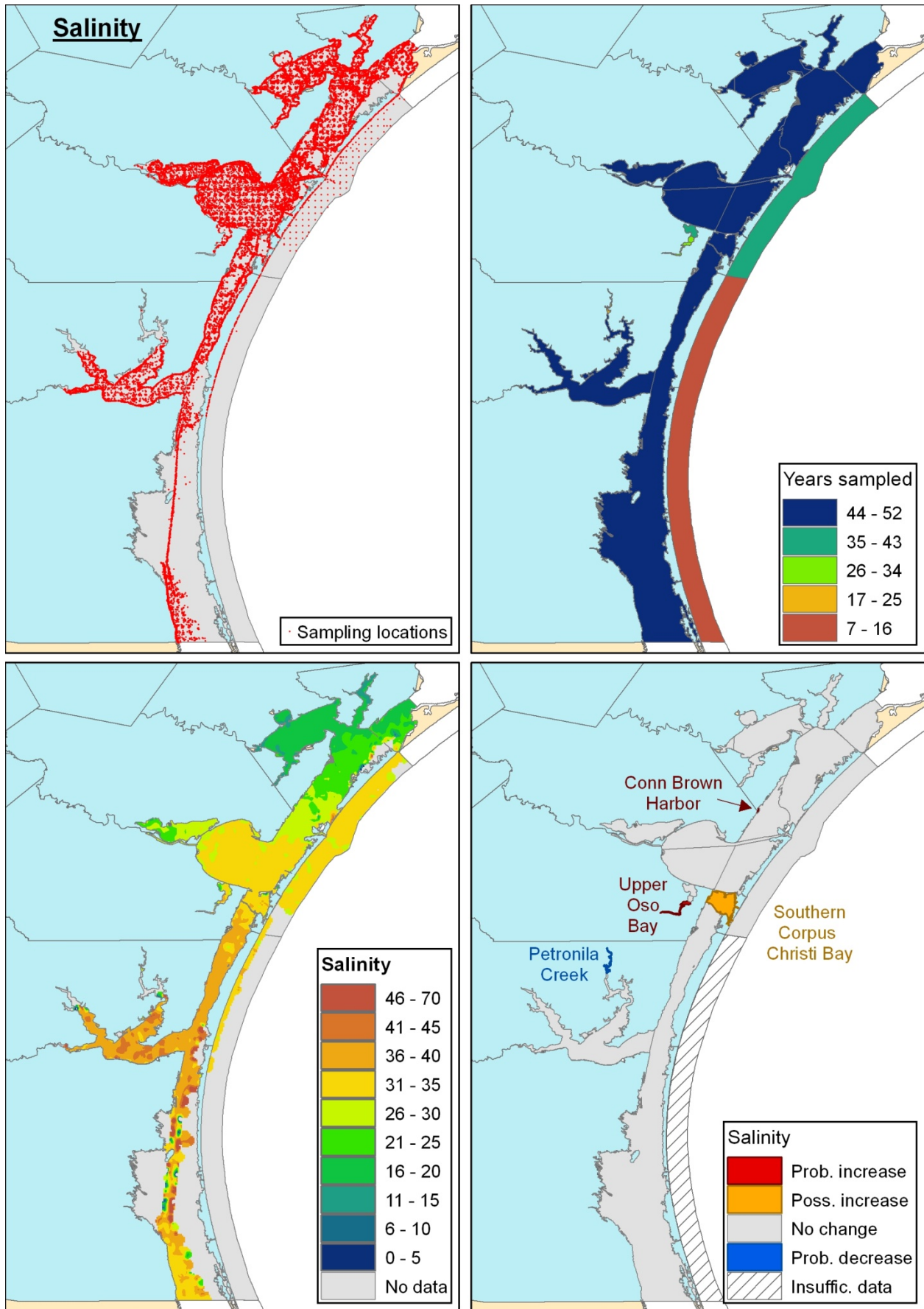


Figure 19. Spatio-temporal patterns of Salinity in water - WQSAL.

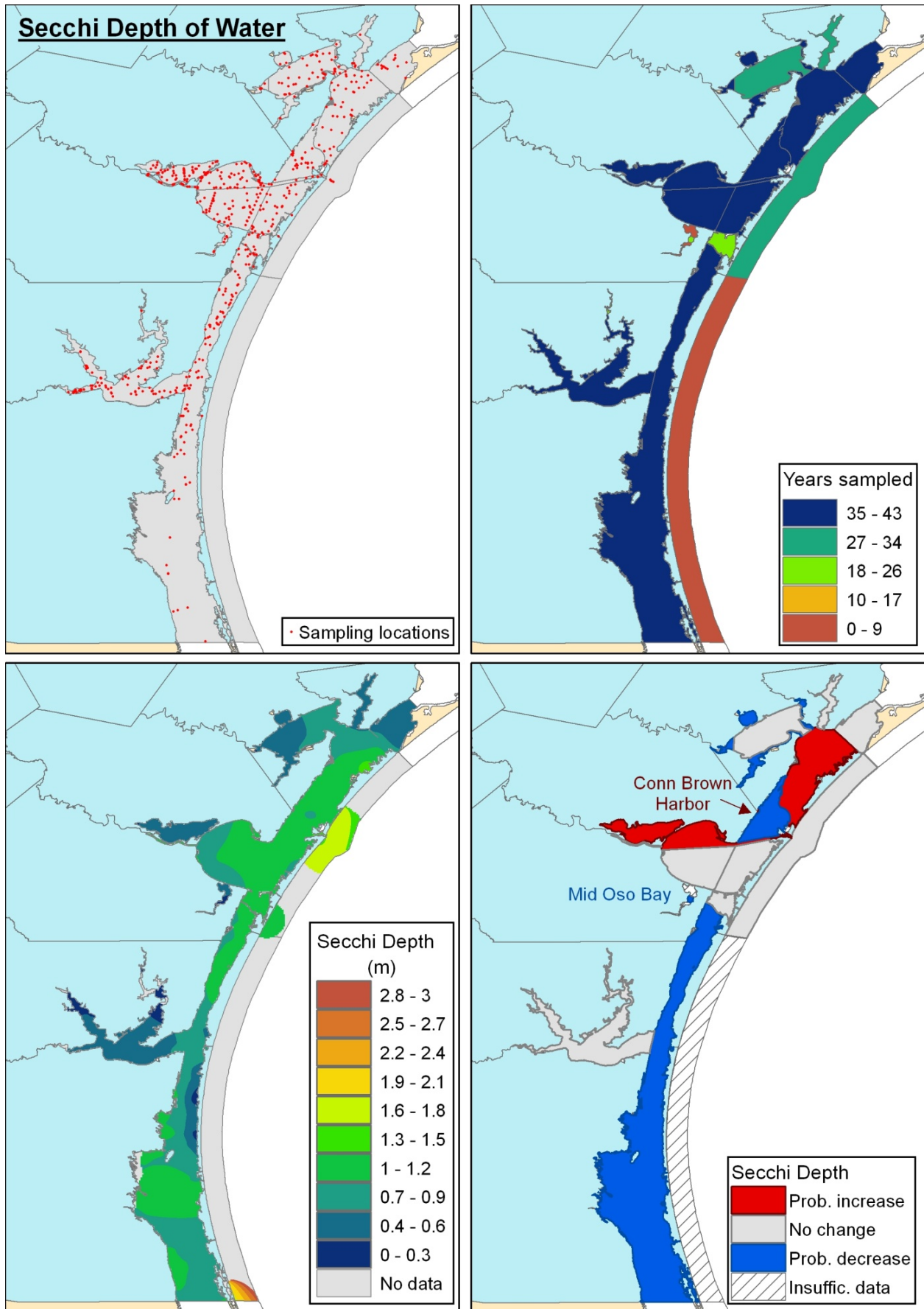


Figure 20. Spatio-temporal patterns of Secchi Depth in water - WQSECCHI.

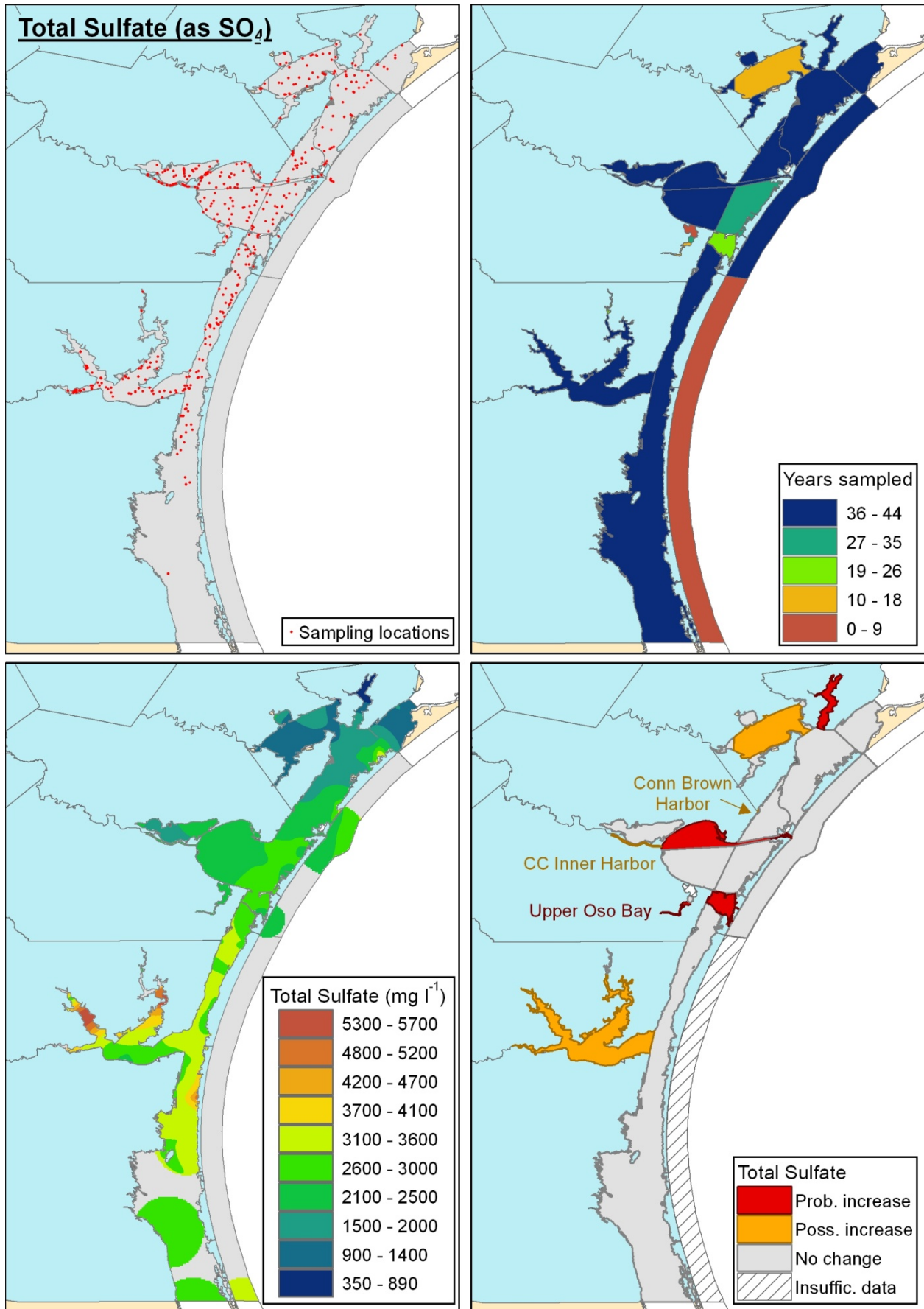


Figure 21. Spatio-temporal patterns of Total Sulfate (as SO₄) concentrations in water – WQSO4.

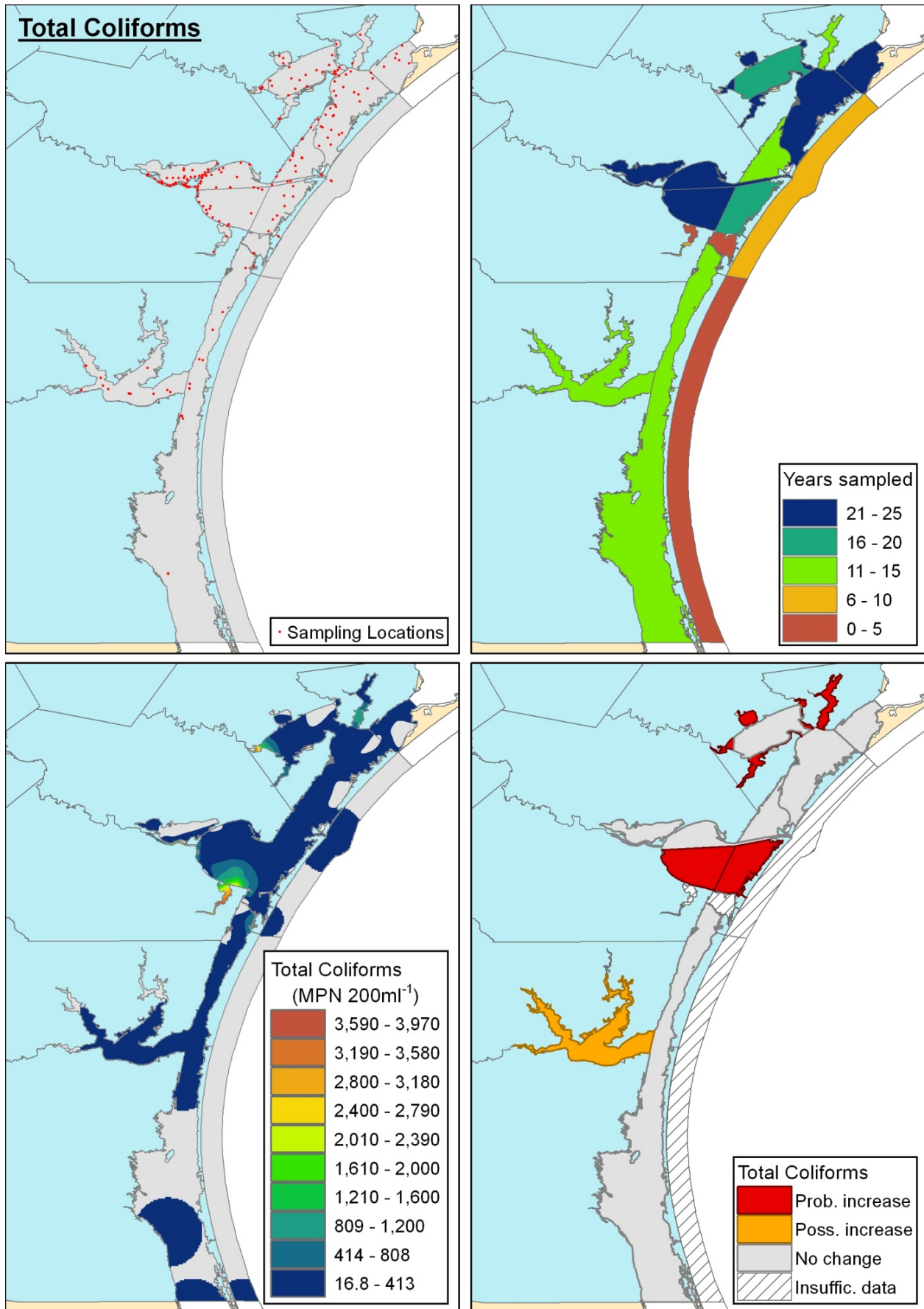


Figure 22. Spatio-temporal patterns of Total Coliform concentrations in water - WQTCOLI.

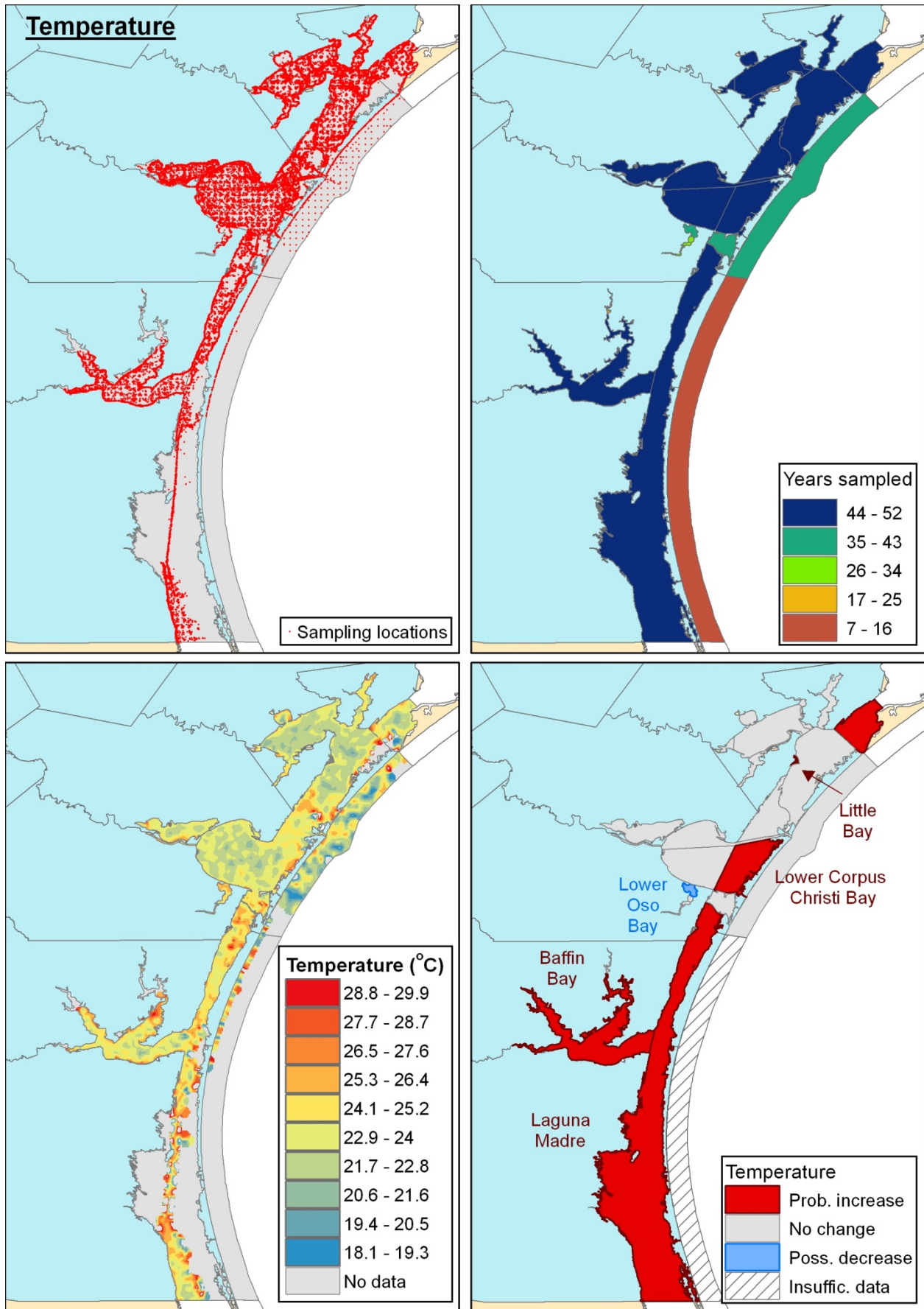


Figure 23. Spatio-temporal patterns of water Temperature - WQTEMP.

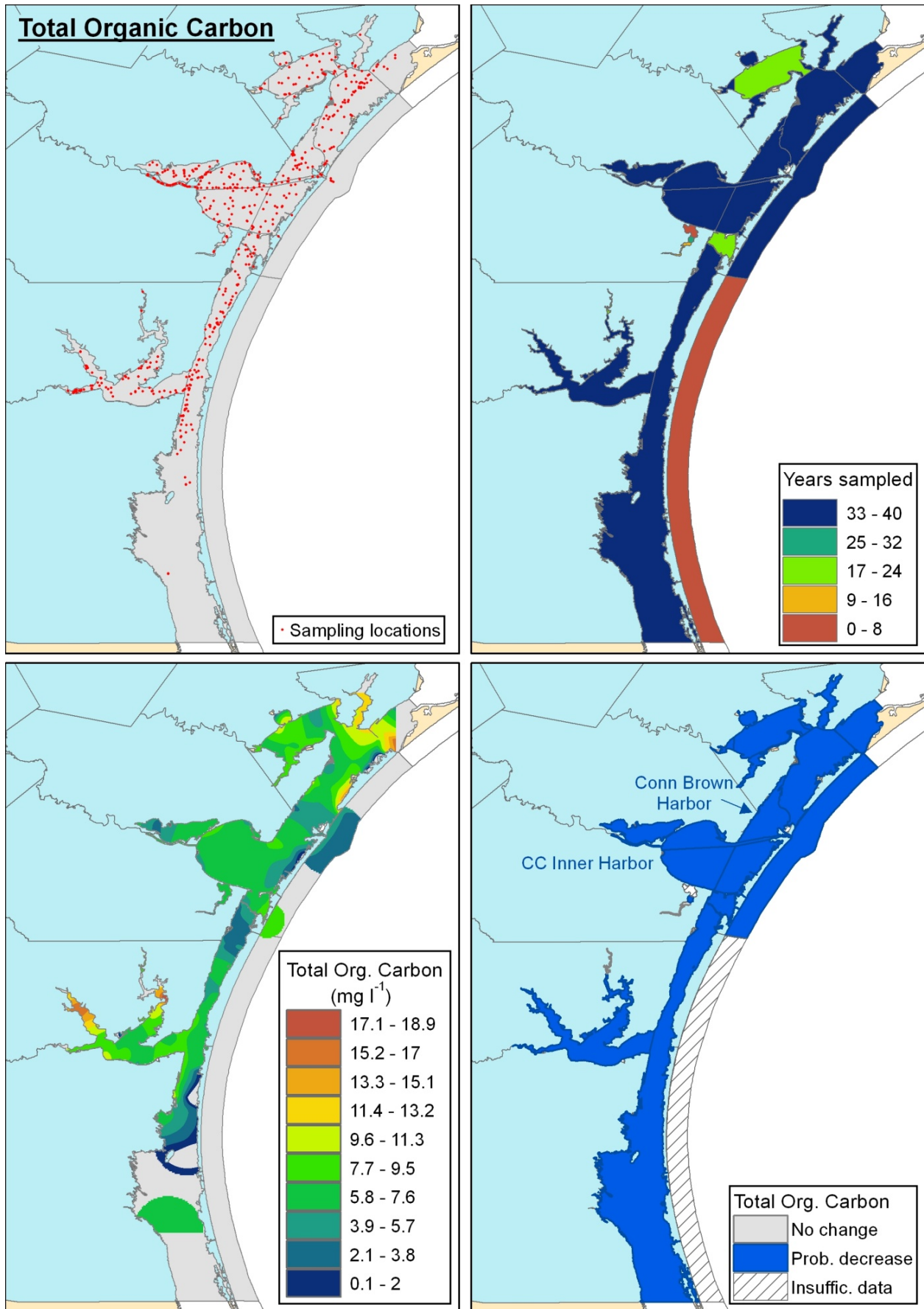


Figure 24. Spatio-temporal patterns of Total Organic Carbon concentrations in water - WQTOC.

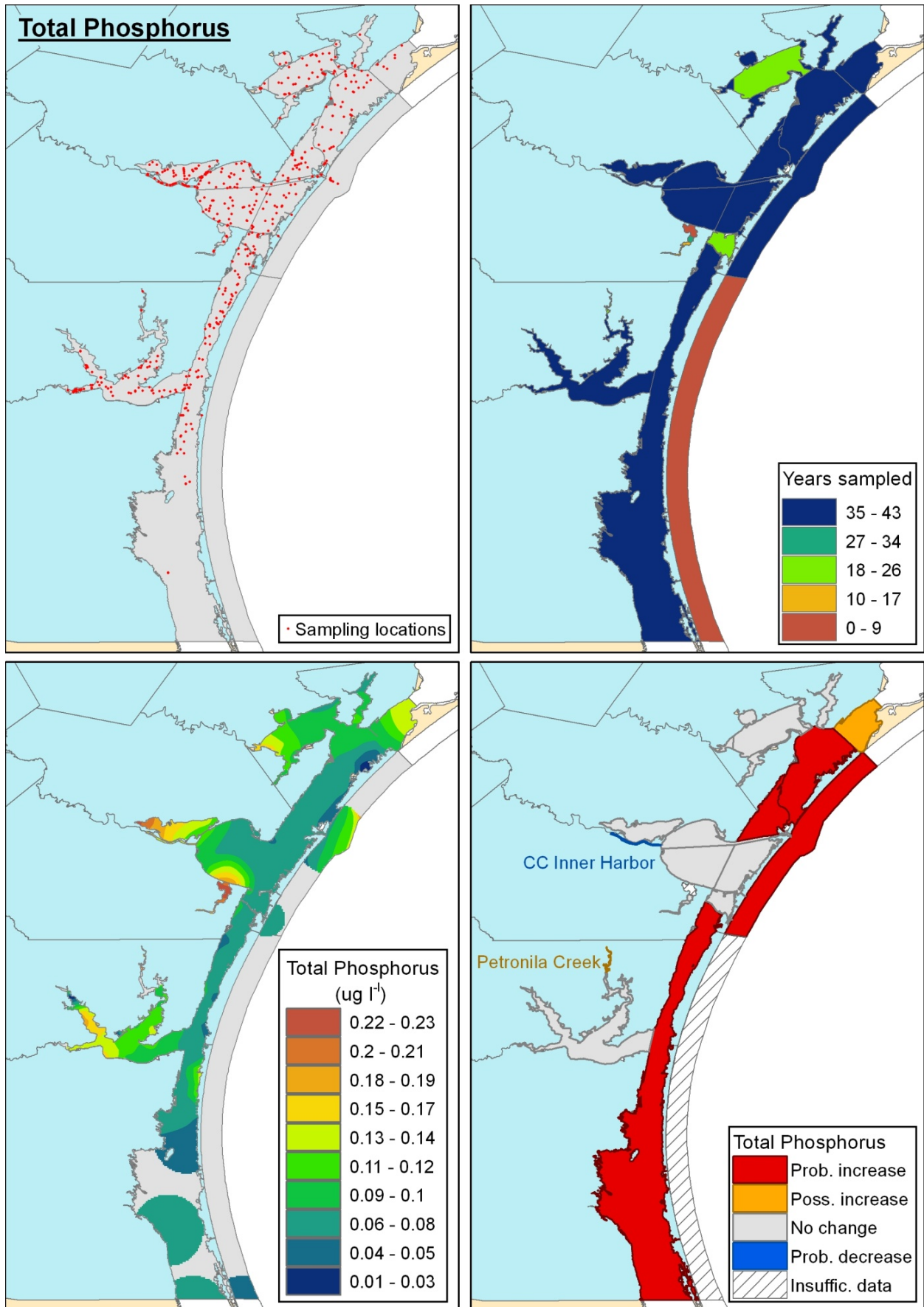


Figure 25. Spatio-temporal patterns of Total Phosphorus (as P) concentrations in water - WQTOTP.

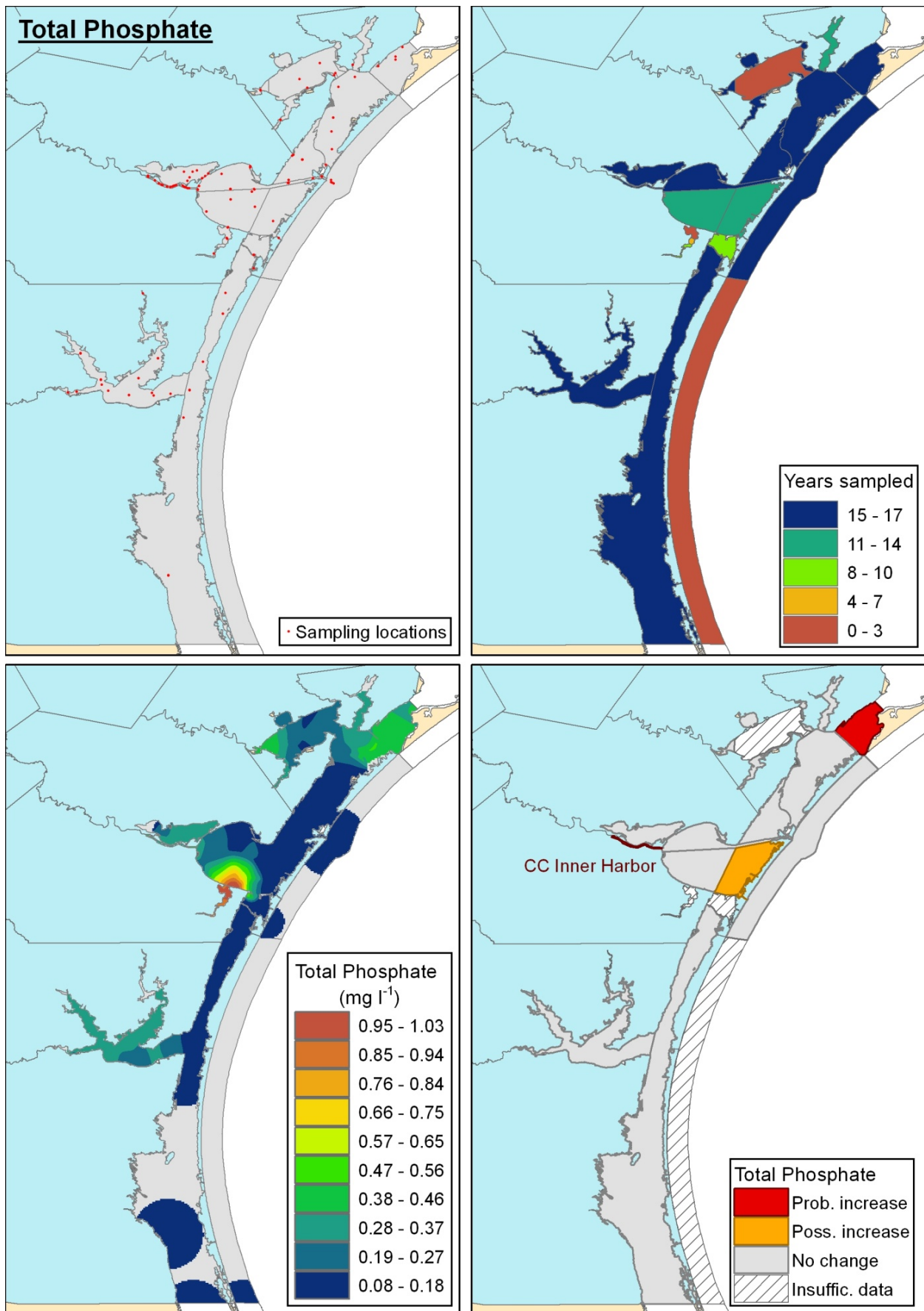


Figure 26. Spatio-temporal patterns of Total Phosphate (as PO₄) concentrations in water – WQTP04.

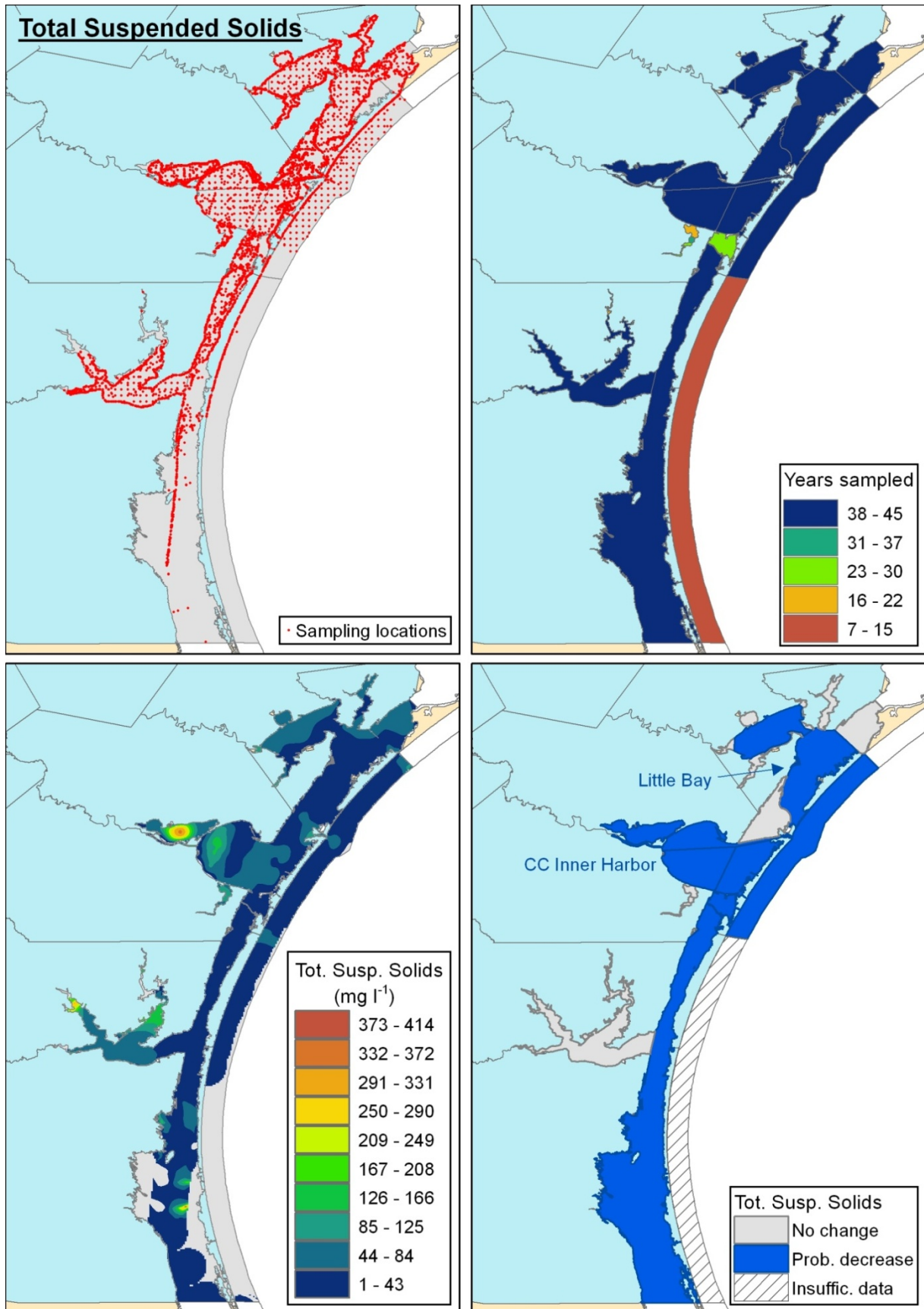


Figure 27. Spatio-temporal patterns of Total Suspended Solid concentrations in water – WQTSS & WQXTSS.

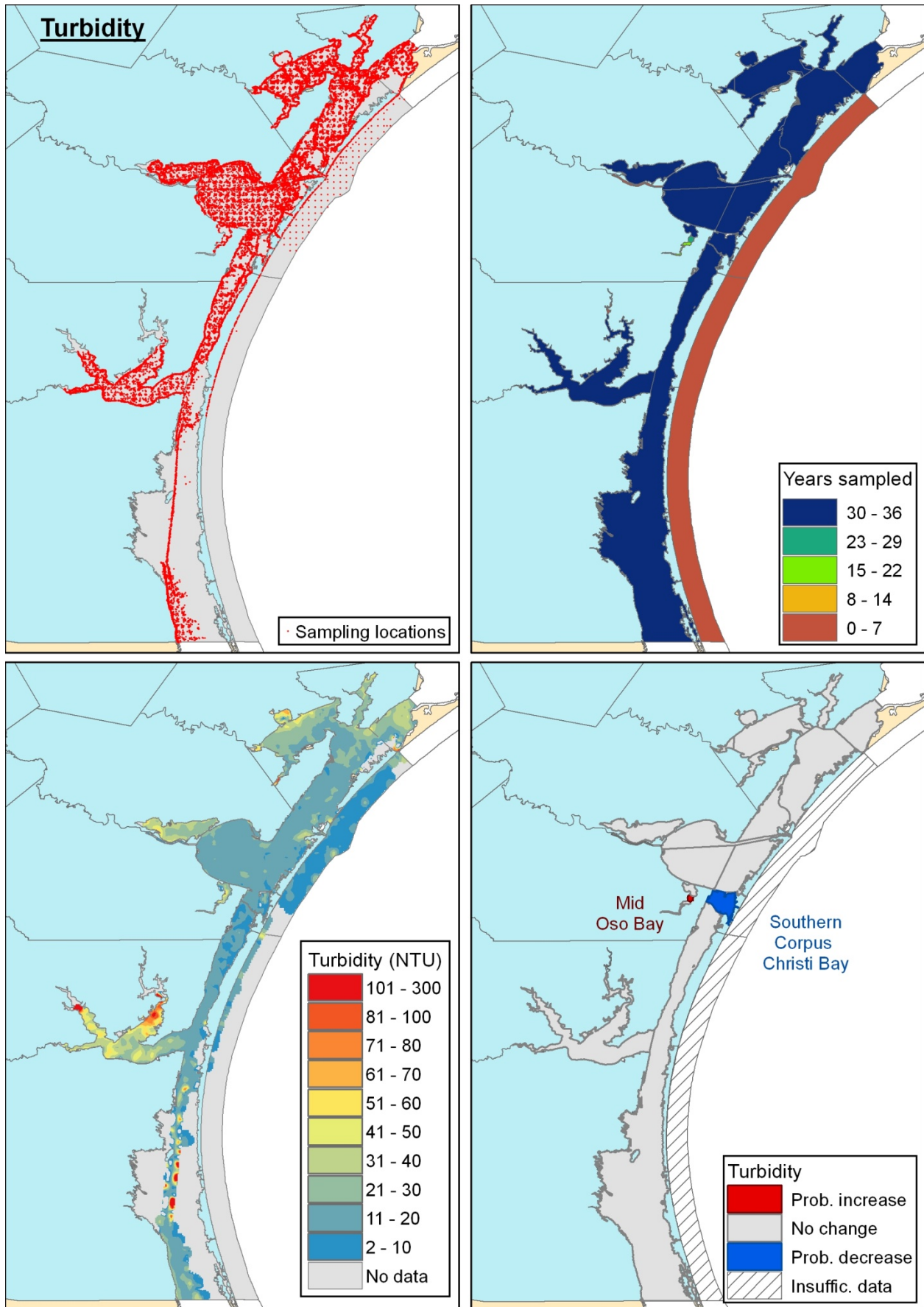


Figure 28. Spatio-temporal patterns of Turbidity in water - WQTURBN.

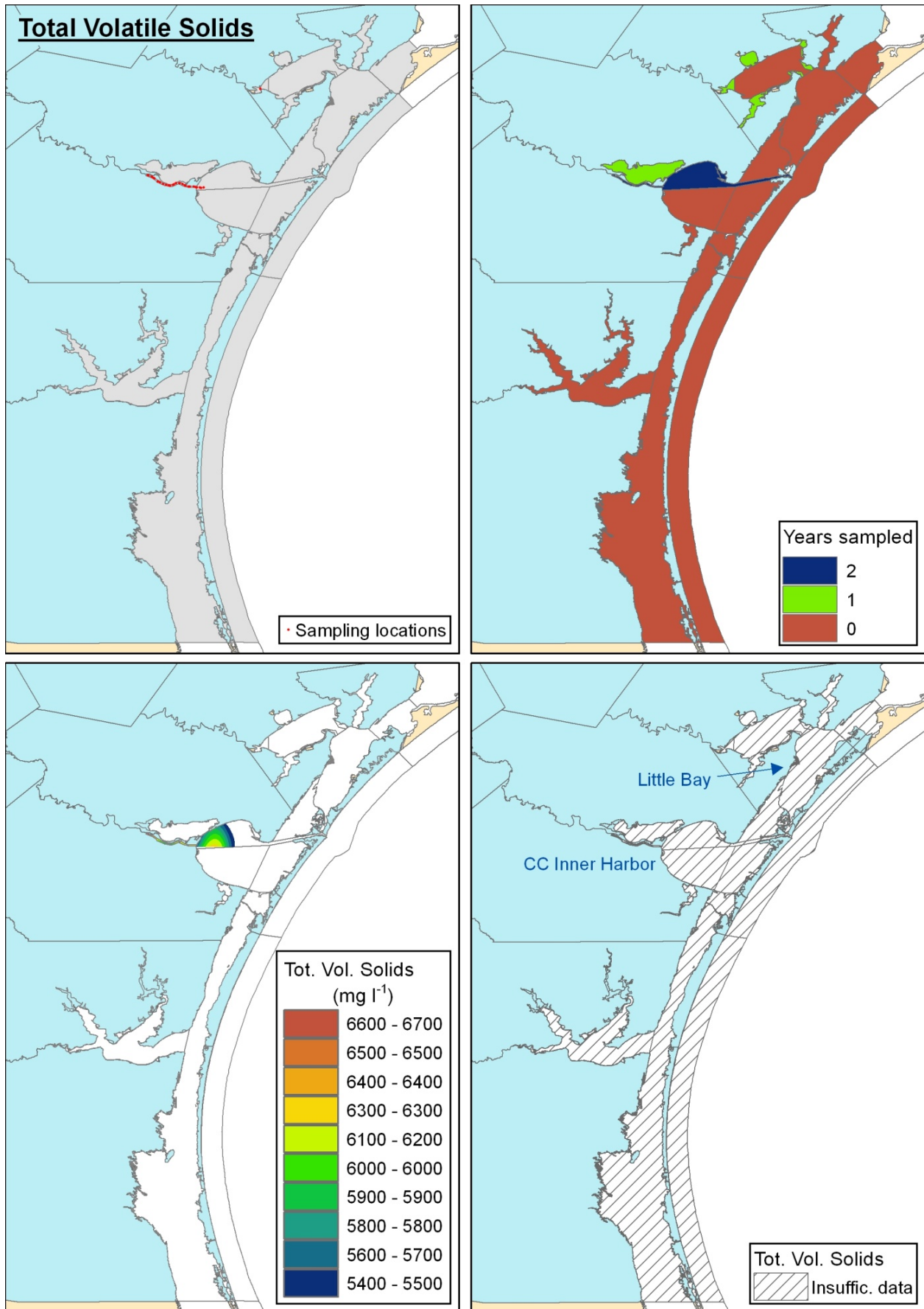


Figure 29. Spatio-temporal patterns of Total Volatile Solid concentrations in water - WQVOLS.

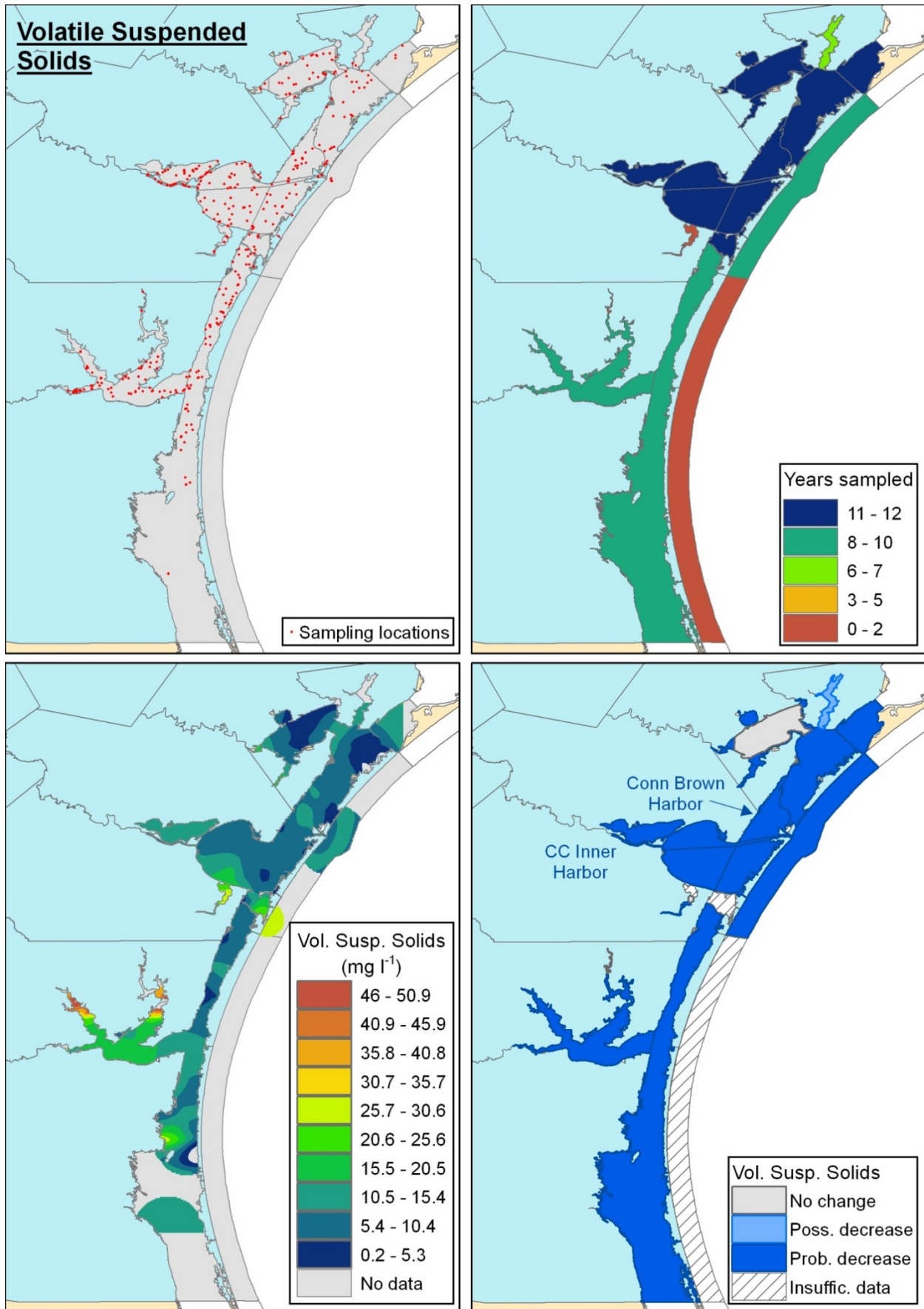


Figure 30. Spatio-temporal patterns of Volatile Suspended Solid concentrations in water - WQVSS.

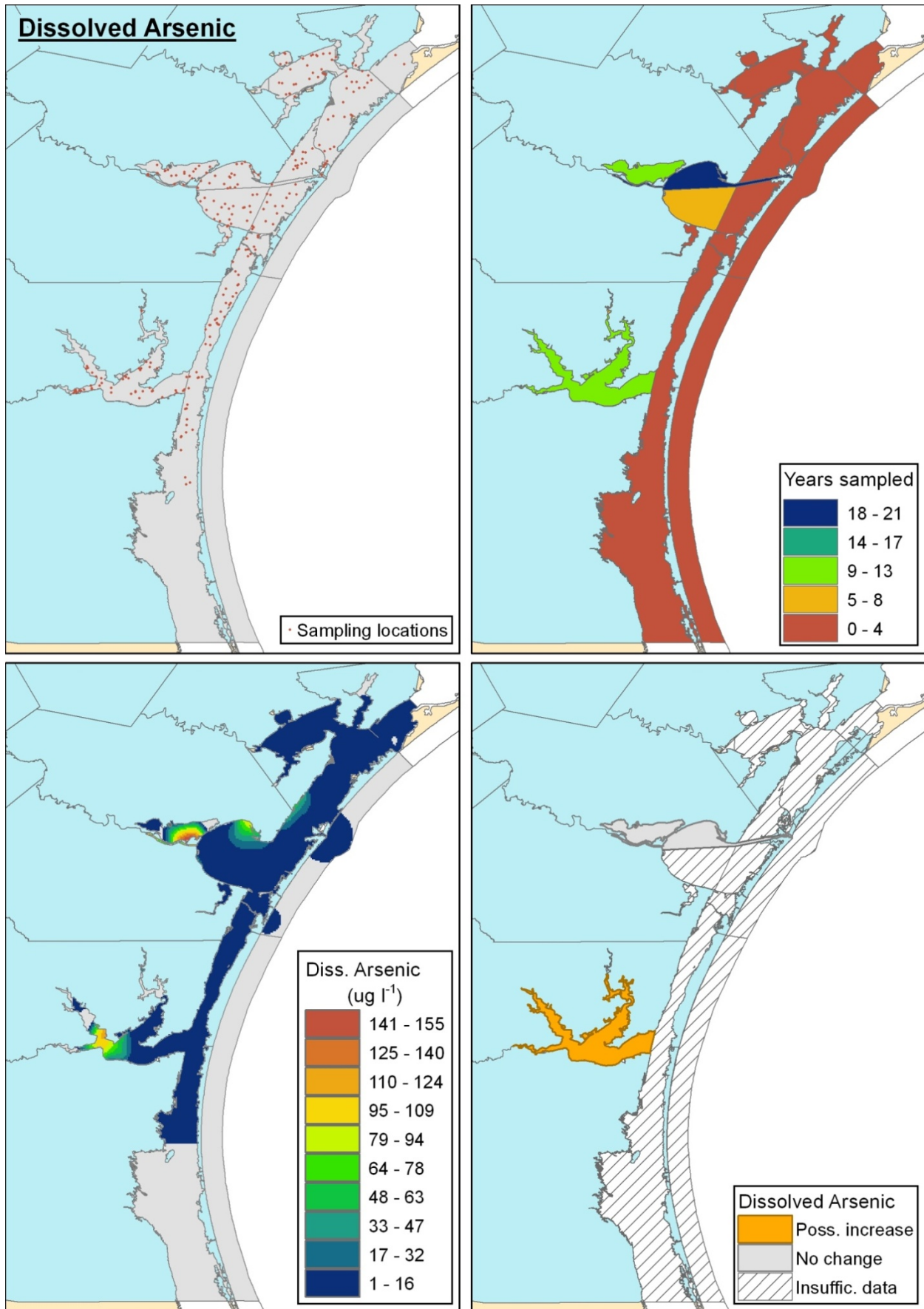


Figure 31. Spatio-temporal patterns of Dissolved Arsenic concentrations in water - WQMETASD.

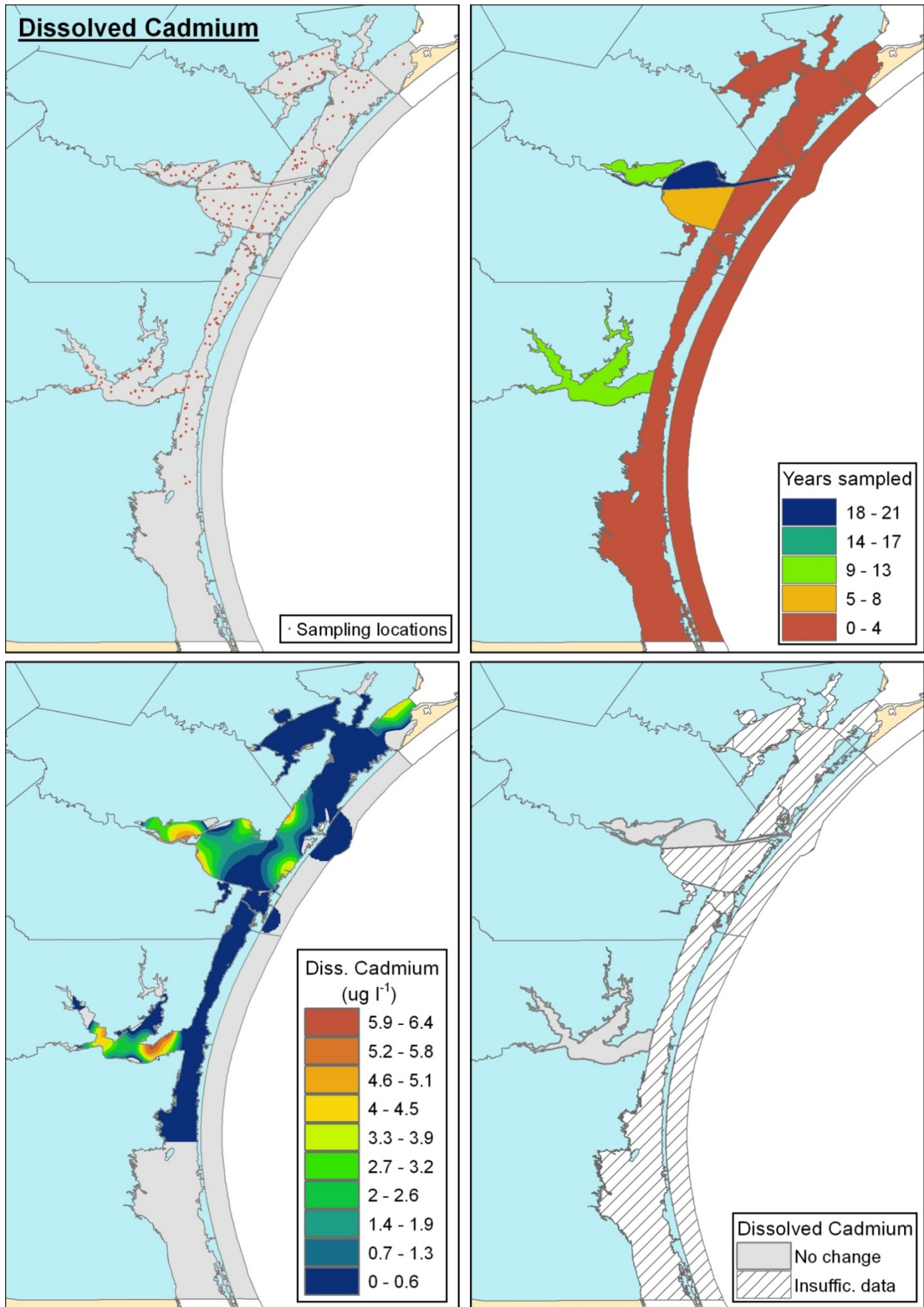


Figure 32. Spatio-temporal patterns of Dissolved Cadmium concentrations in water - WQMETCDD.

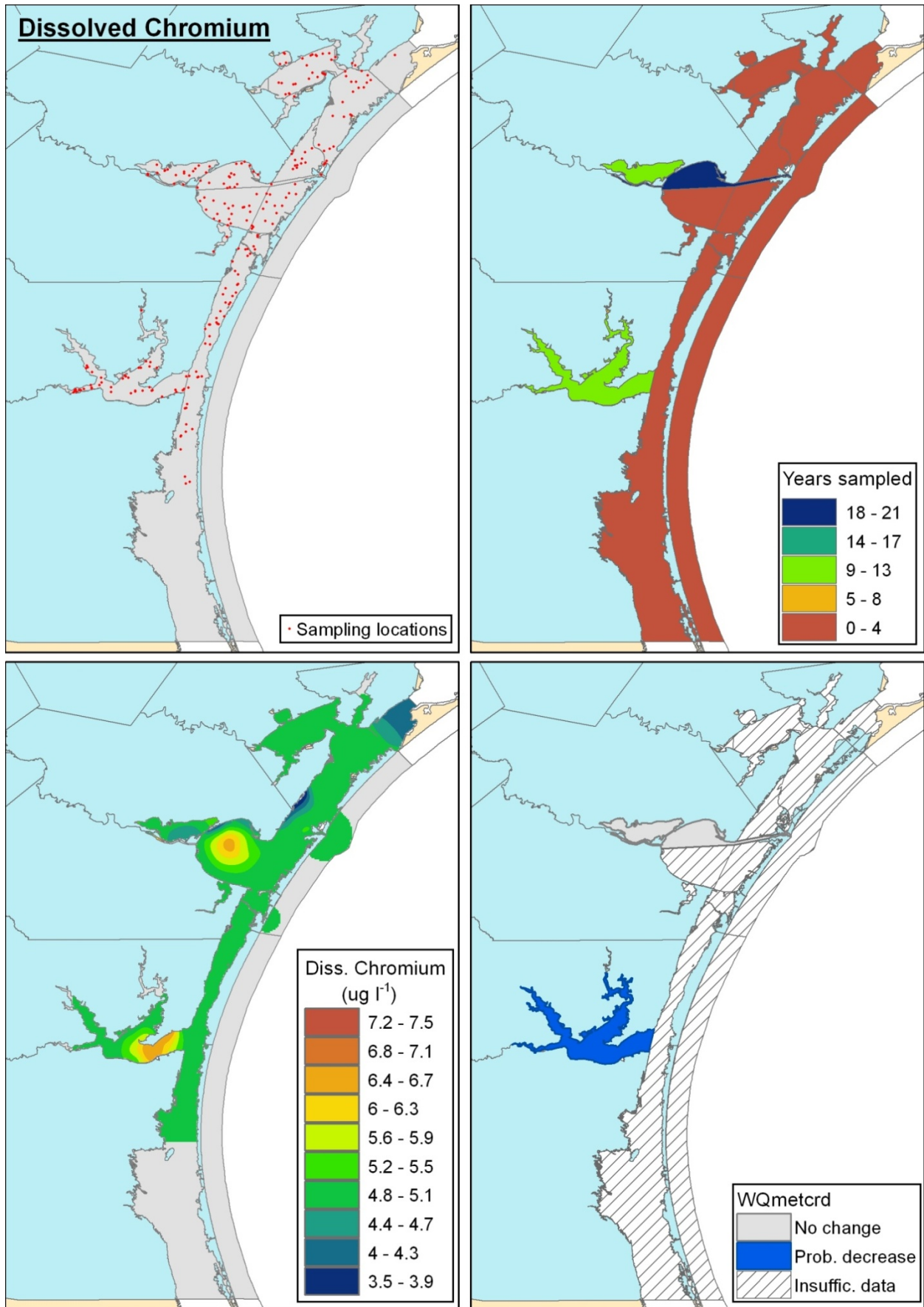


Figure 33. Spatio-temporal patterns of Dissolved Chromium concentrations in water - WQMETCRD.

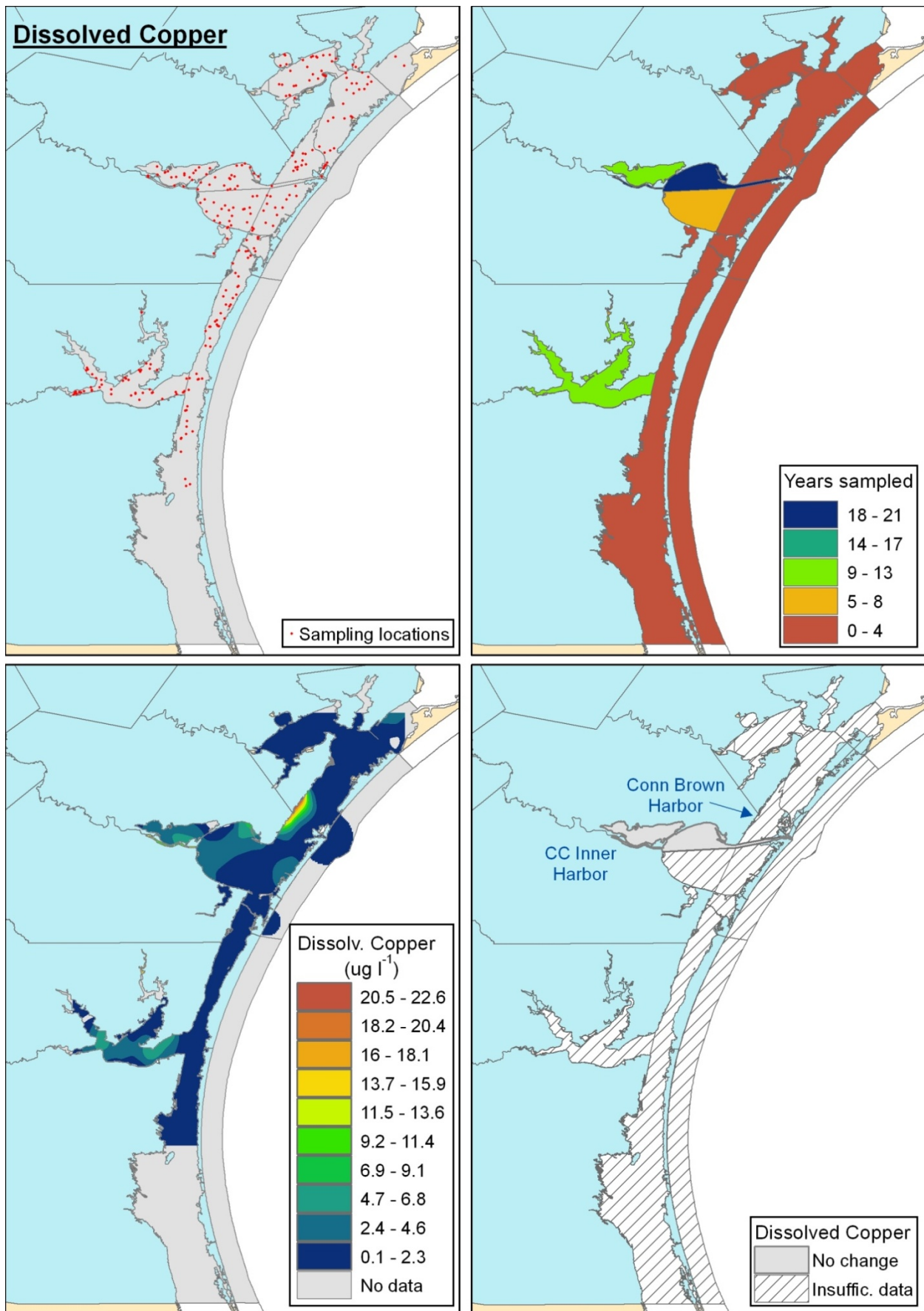


Figure 34. Spatio-temporal patterns of Dissolved Copper concentrations in water - WQMETCUD.

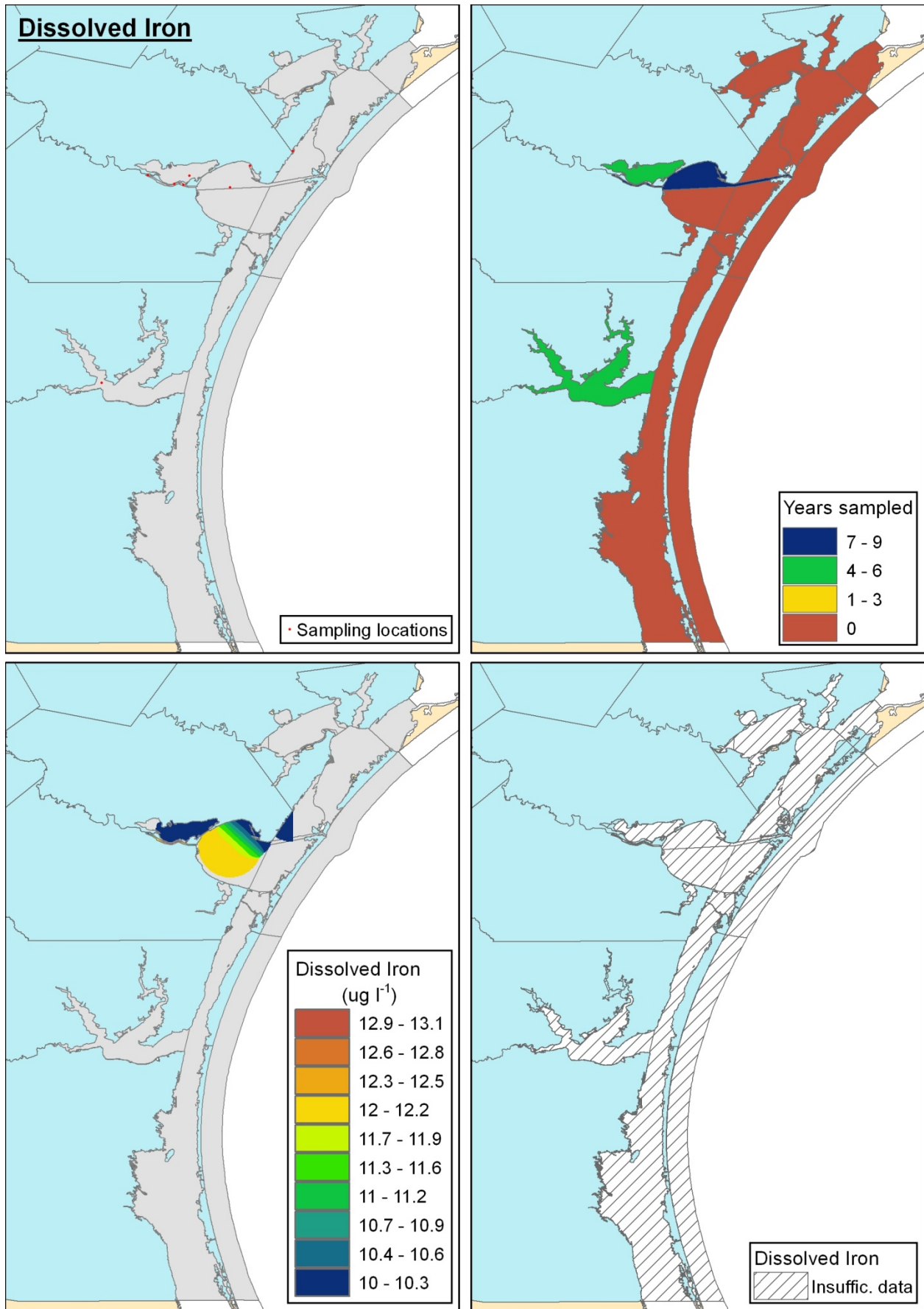


Figure 35. Spatio-temporal patterns of Dissolved Iron concentrations in water - WQMETFED.

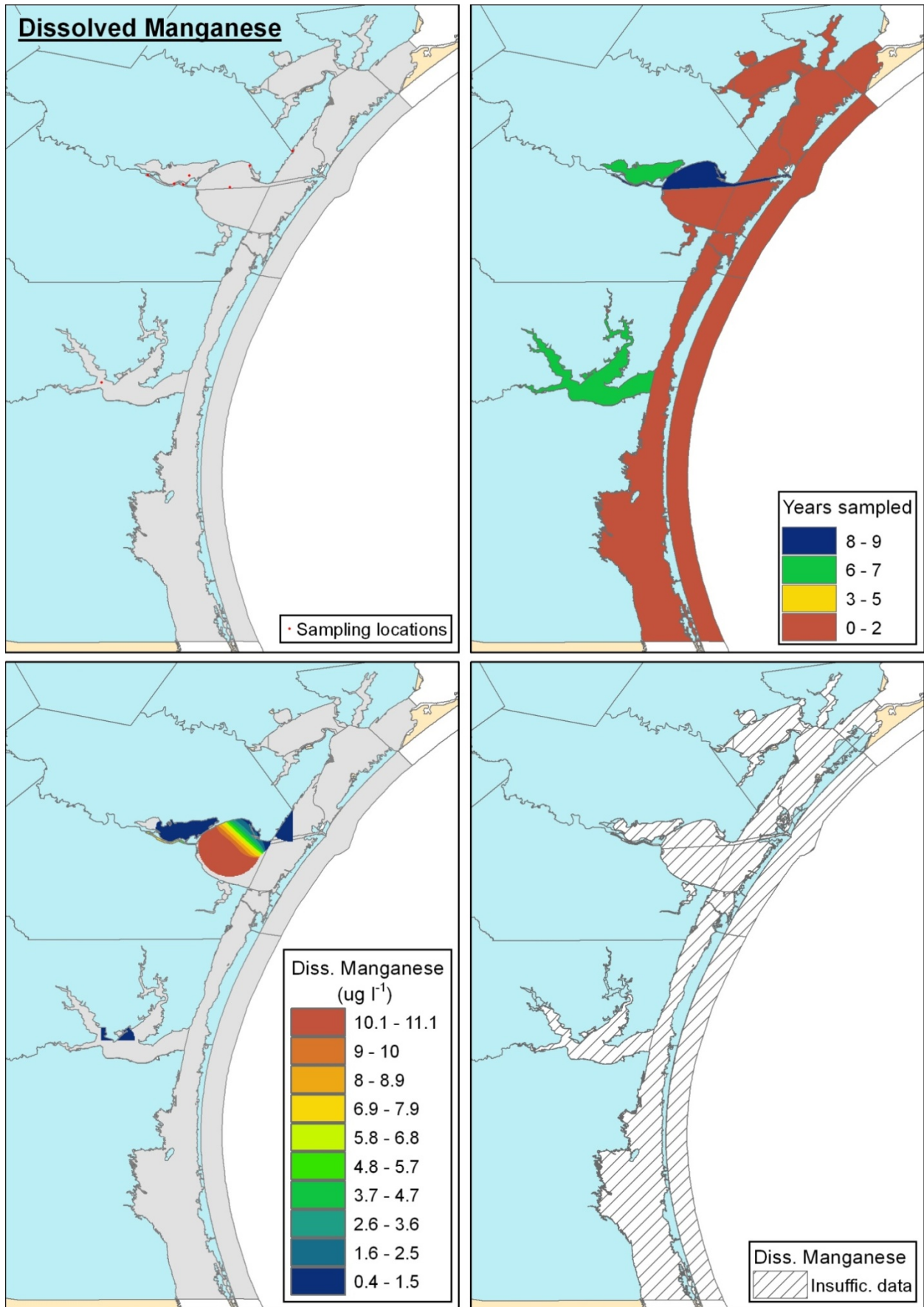


Figure 36. Spatio-temporal patterns of Dissolved Manganese concentrations in water - WQMETMND.

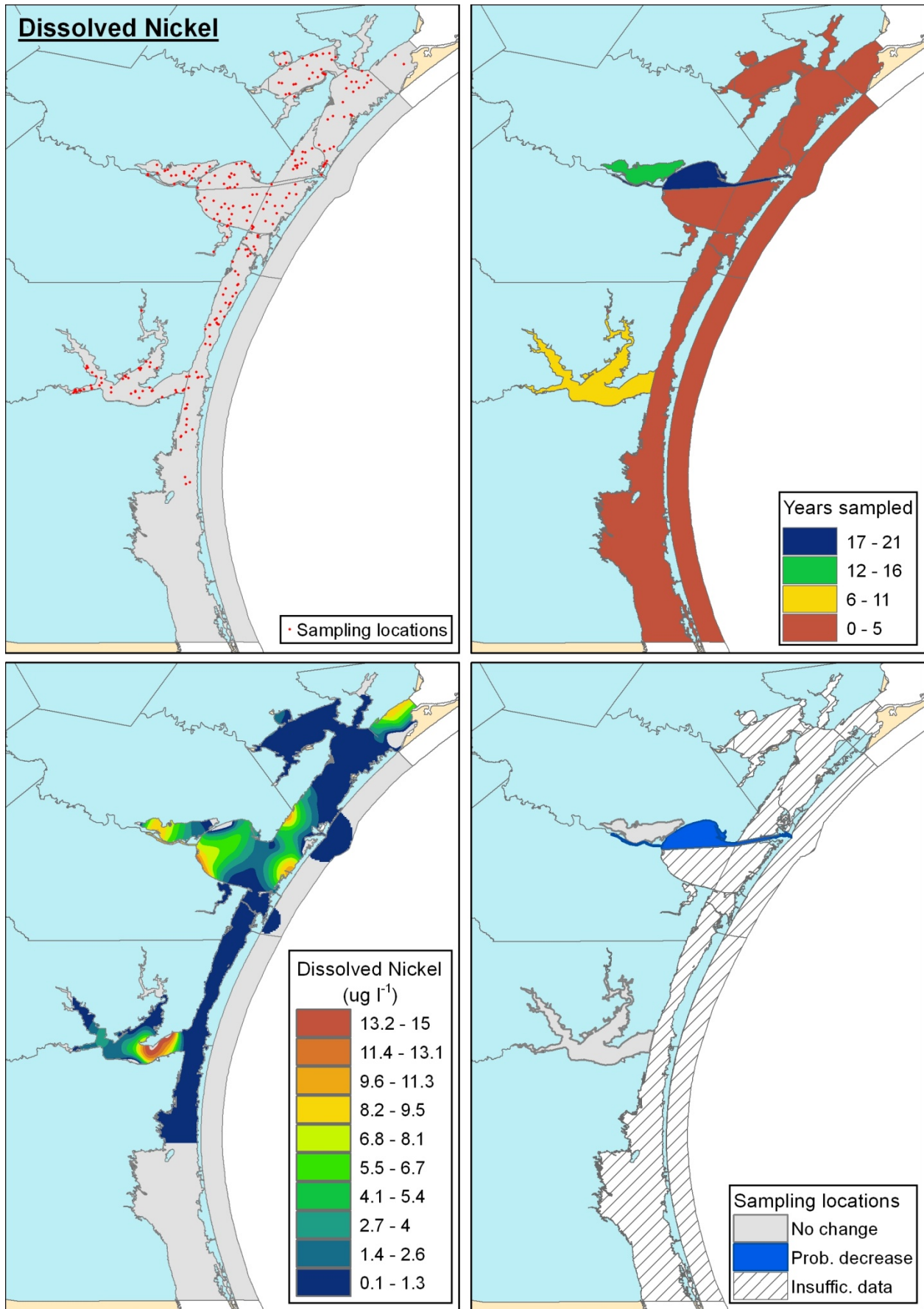


Figure 37. Spatio-temporal patterns of Dissolved Nickel concentrations in water - WQMETNID.

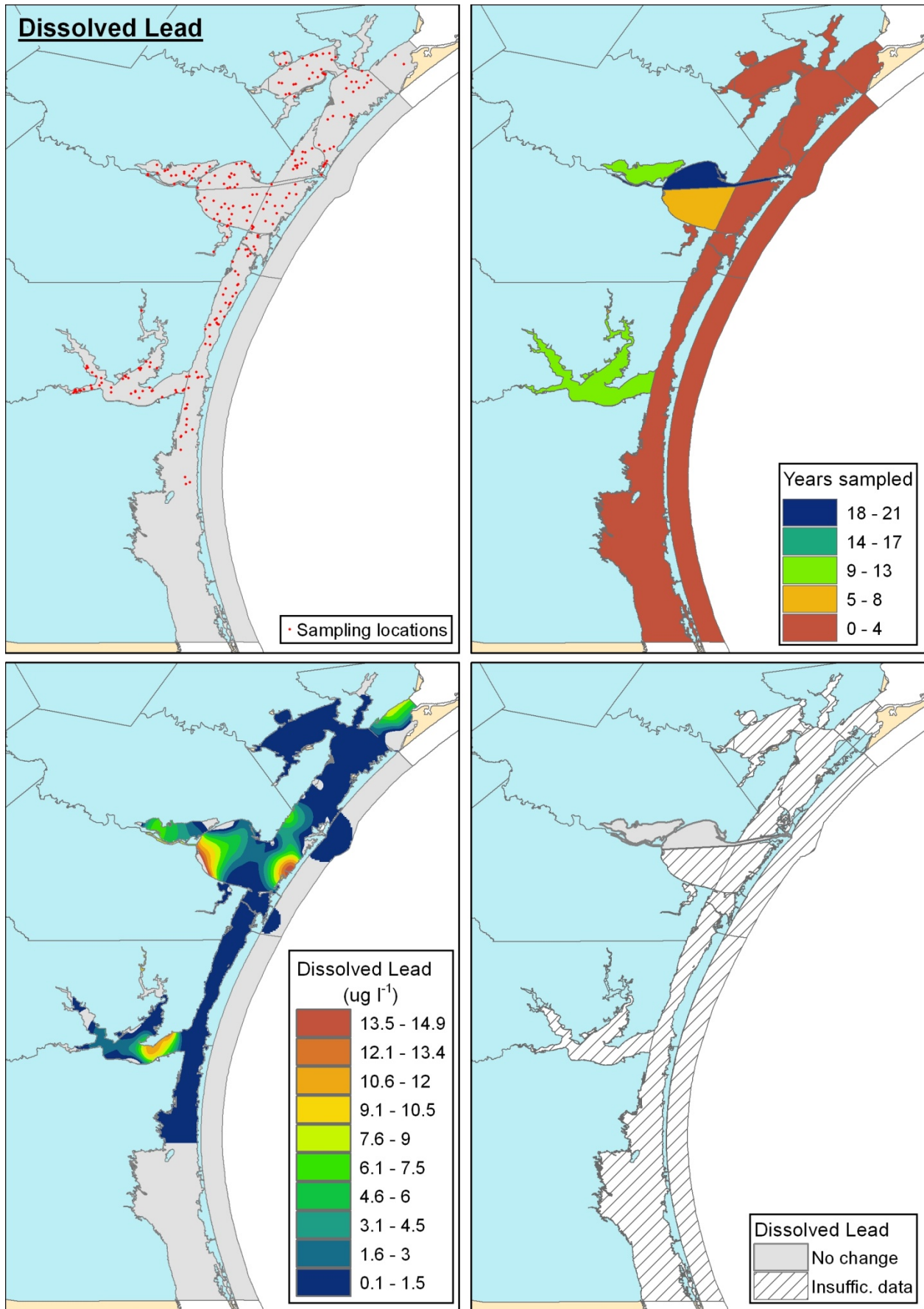


Figure 38. Spatio-temporal patterns of Dissolved Lead concentrations in water - WQMETPBD.

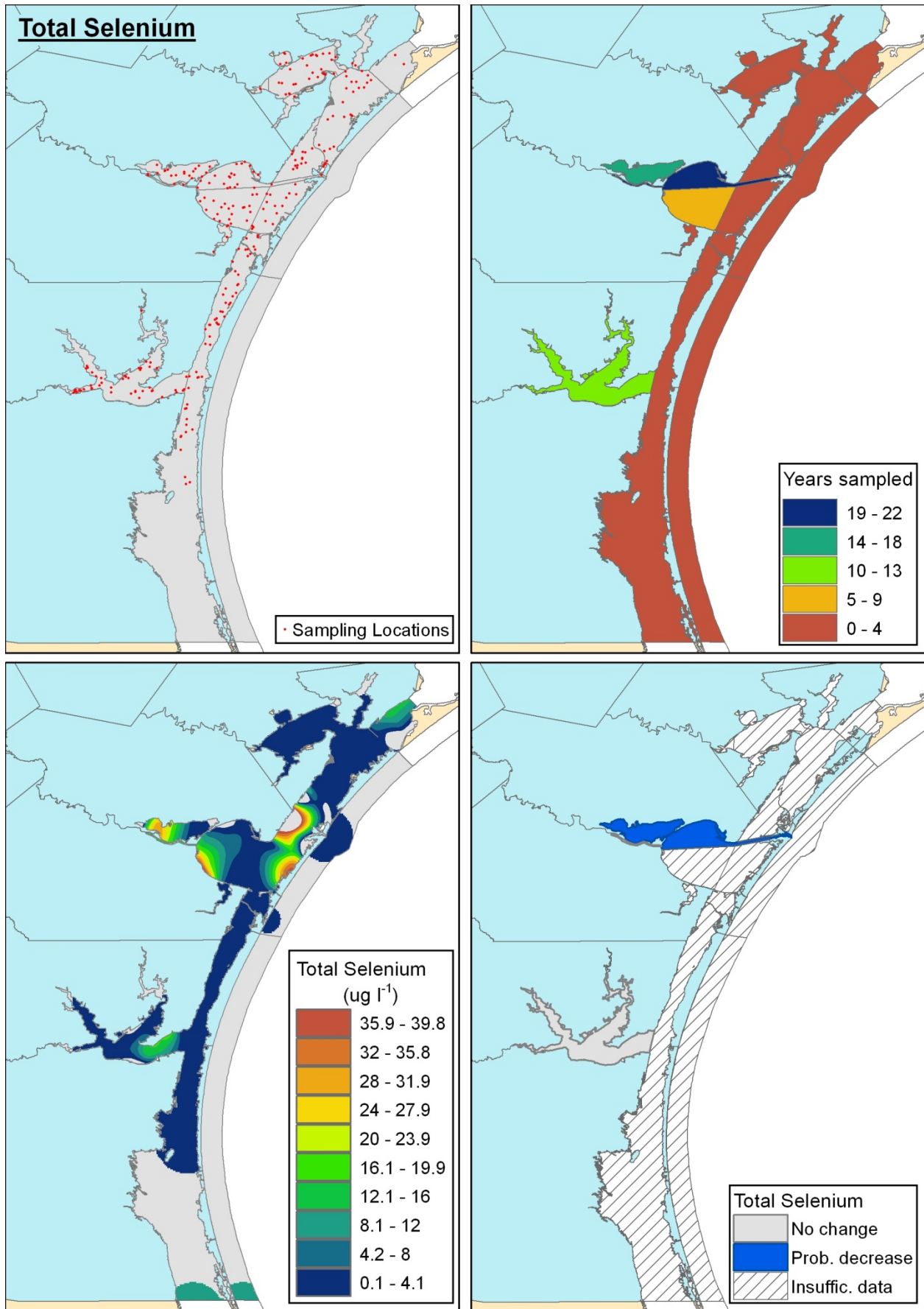


Figure 39. Spatio-temporal patterns of Total Selenium concentrations in water - WQMETSET.

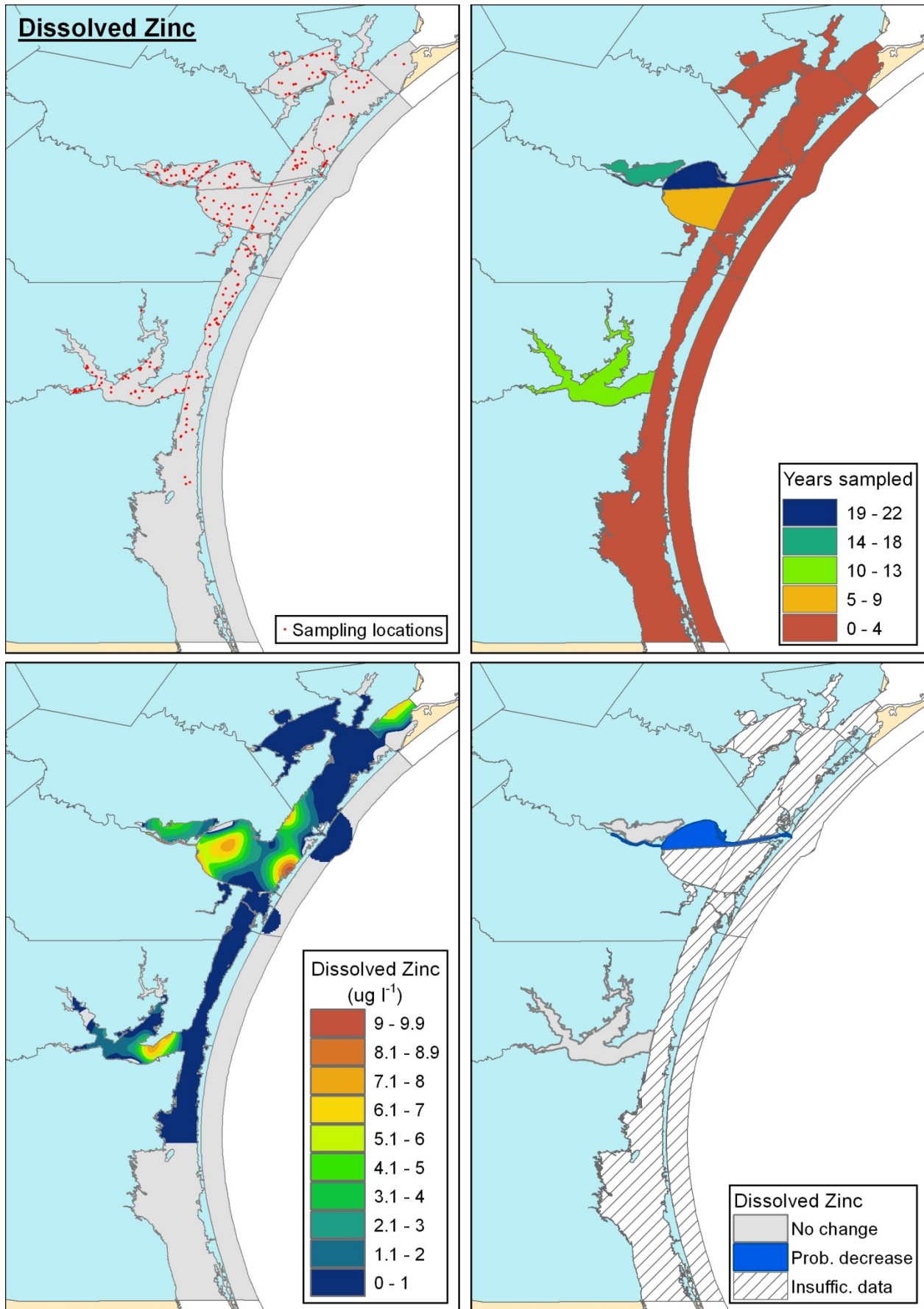


Figure 40. Spatio-temporal patterns of Dissolved Zinc concentrations in water - WQMETZND.

Sediment Quality

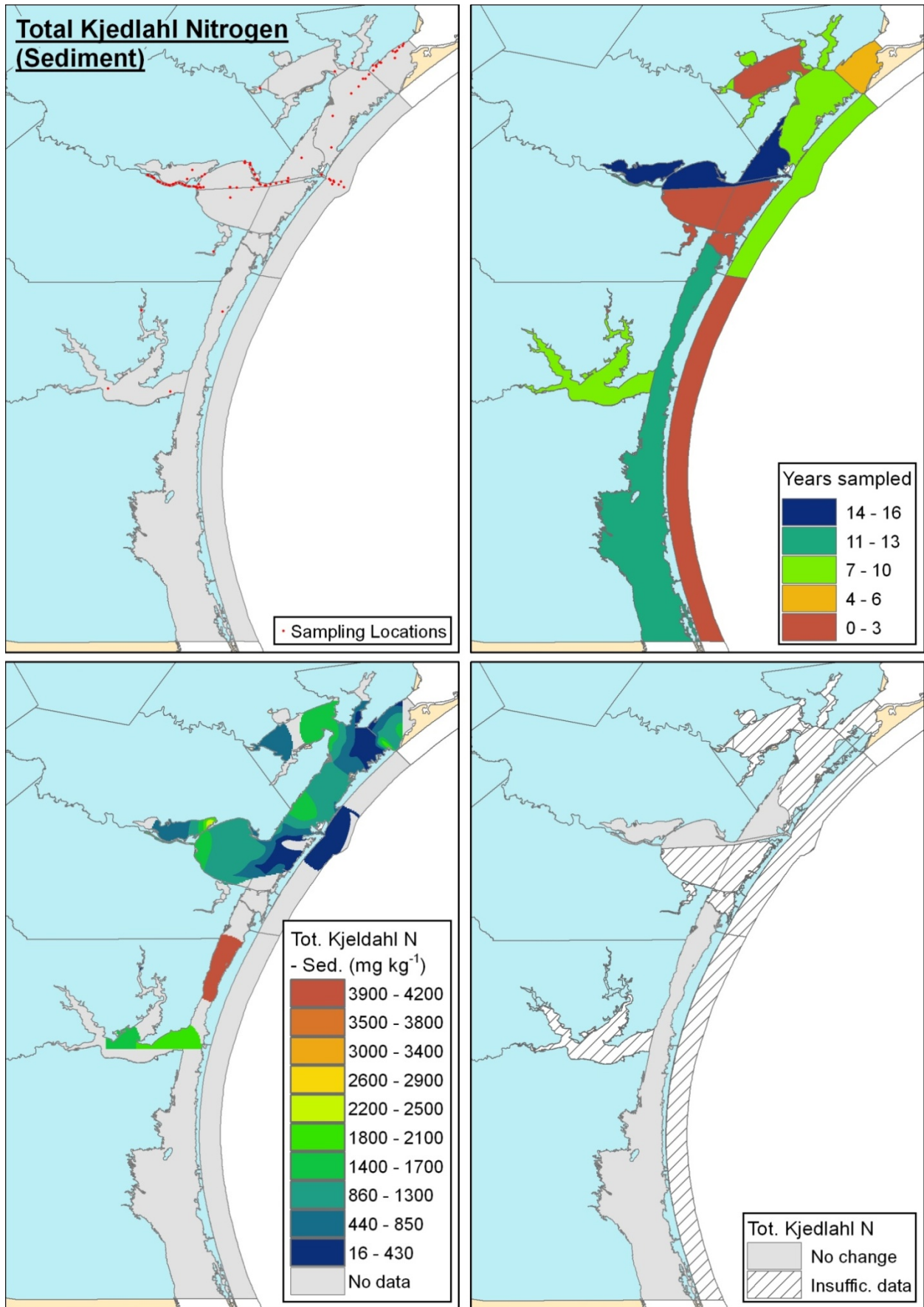


Figure 41. Spatio-temporal patterns of Total Kjeldahl Nitrogen concentrations in sediment – SEDKJLN.

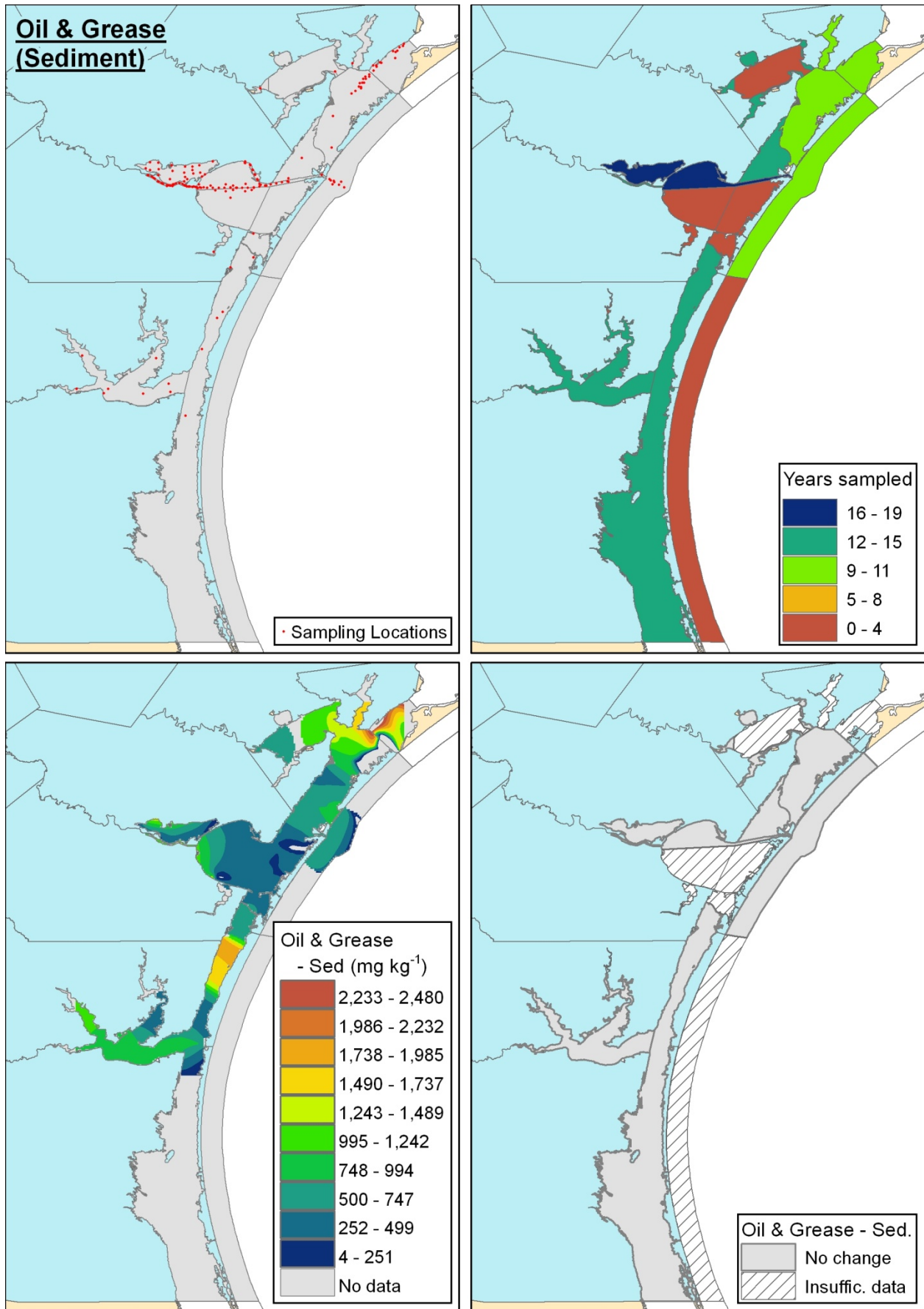


Figure 42. Spatio-temporal patterns of Oil and Grease concentrations in sediment – SEDO&G.

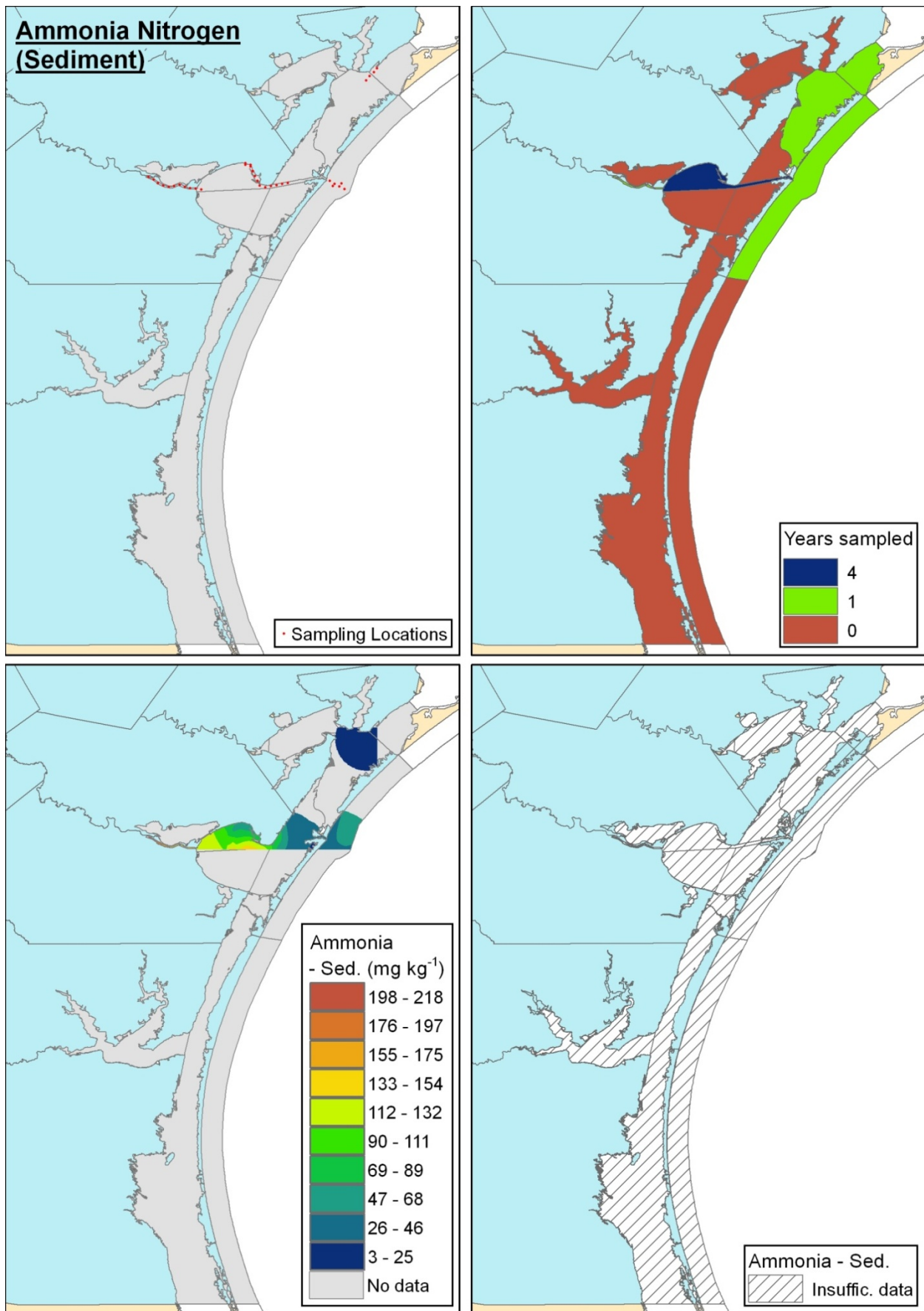


Figure 43. Spatio-temporal patterns of Ammonia Nitrogen concentrations in sediment – SEDAMMN.

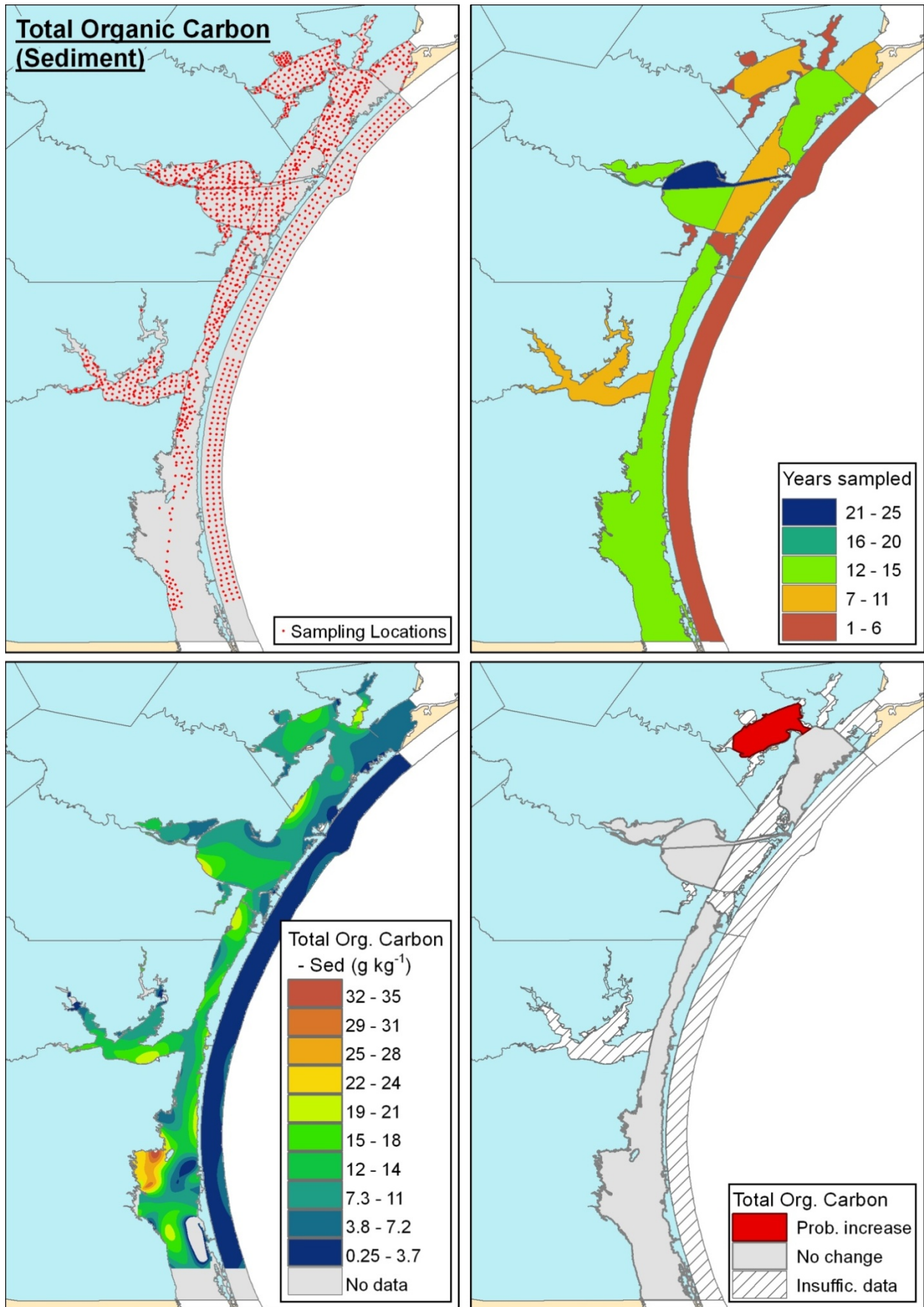


Figure 44. Spatio-temporal patterns of Total Organic Carbon concentrations in sediment – SEDTOC.

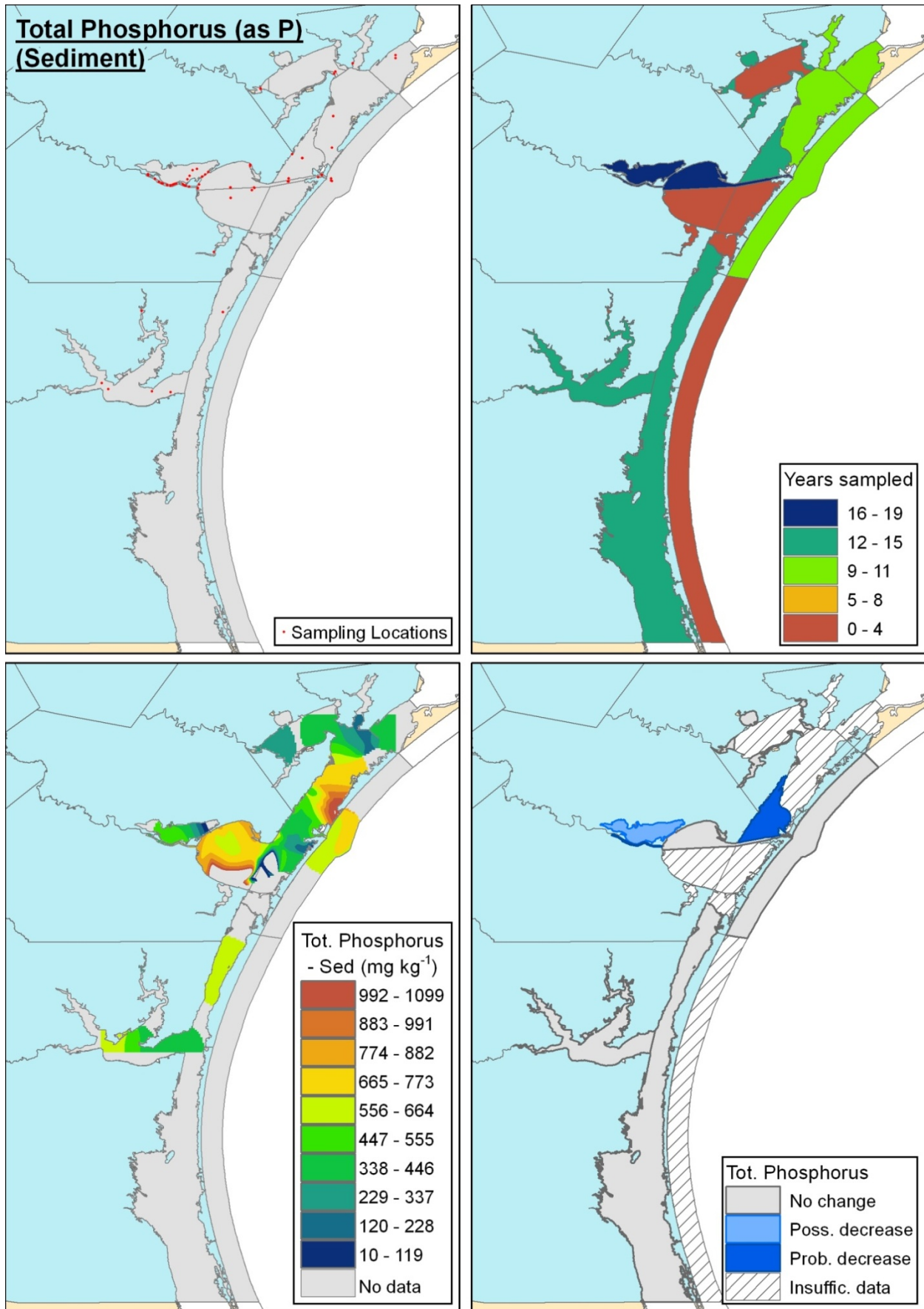


Figure 45. Spatio-temporal patterns of Total Phosphorus (as P) concentrations in sediment – SEDTOTP.

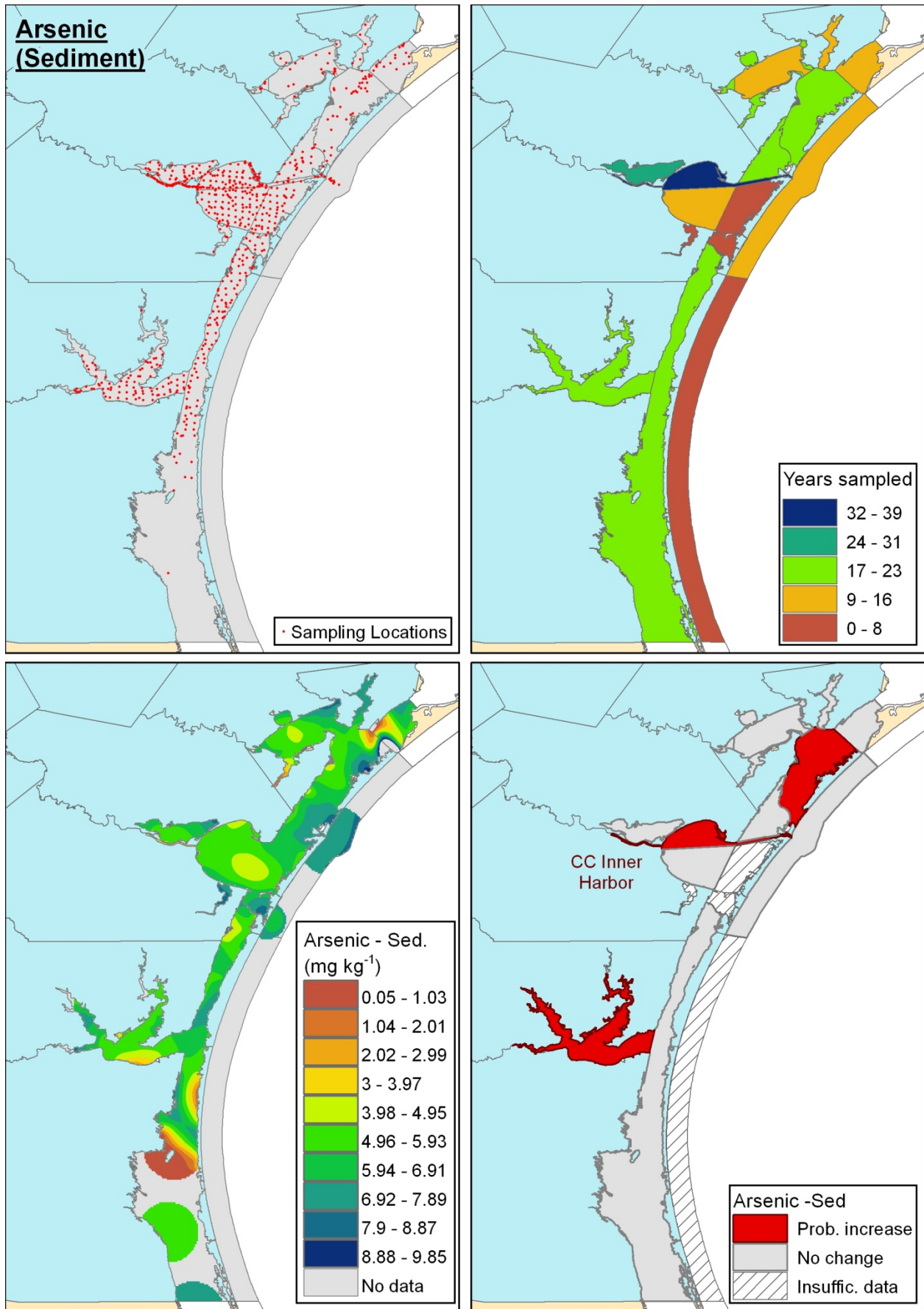


Figure 46. Spatio-temporal patterns of Arsenic concentrations in sediment – SEDMETAS.

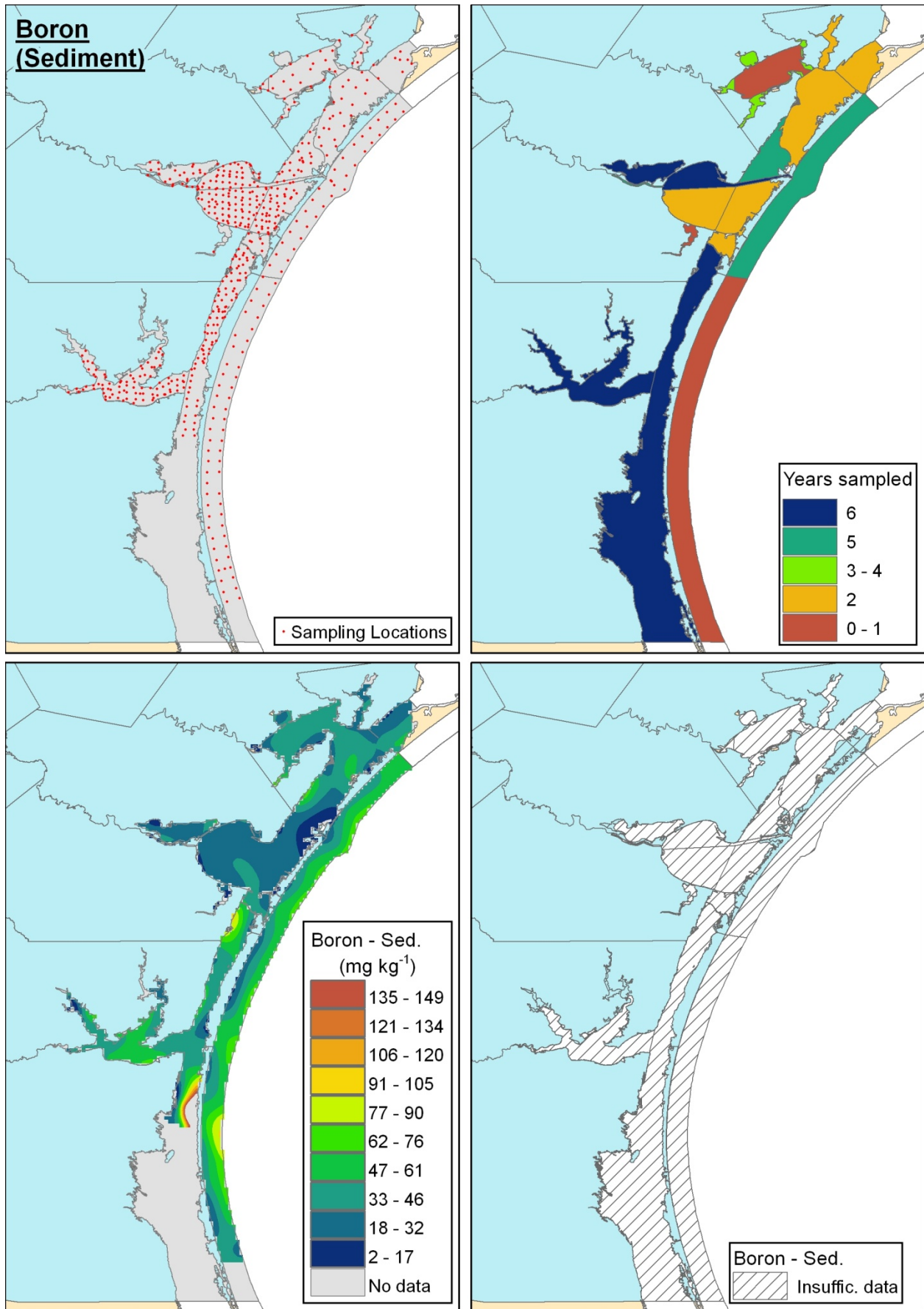


Figure 47. Spatio-temporal patterns of Boron concentrations in sediment – SEDMETB

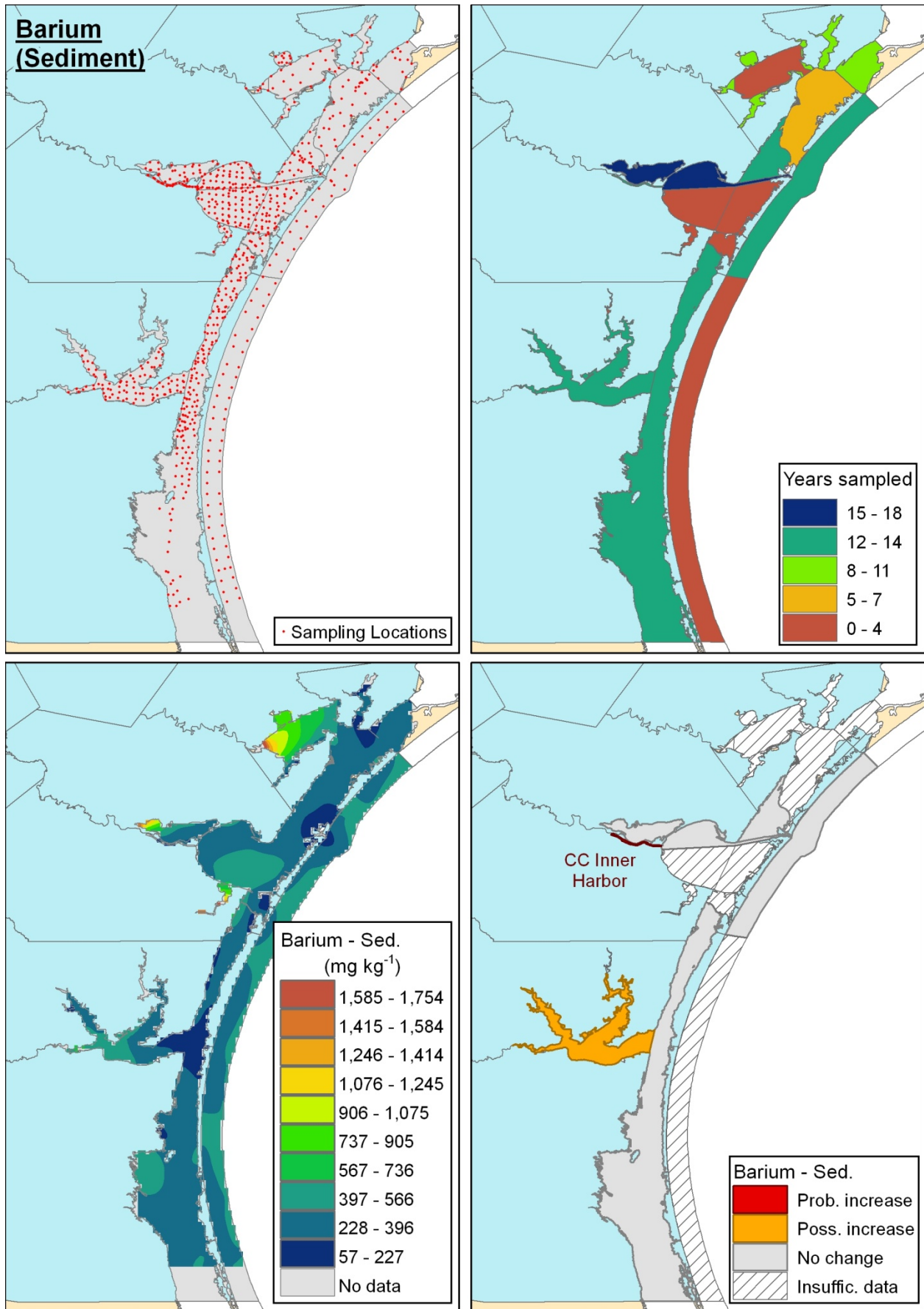


Figure 48. Spatio-temporal patterns of Barium concentrations in sediment – SEDMETBA

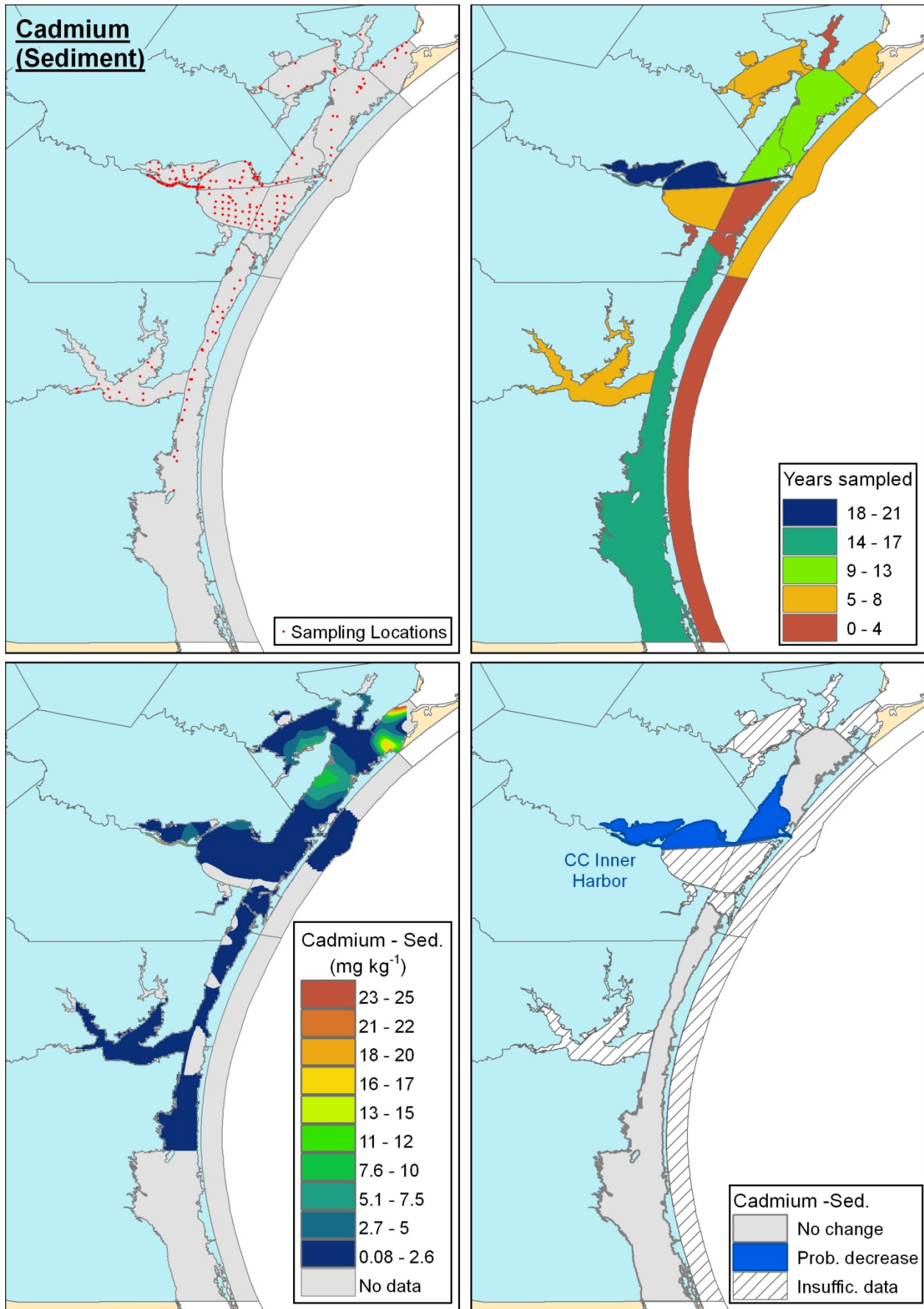


Figure 49. Spatio-temporal patterns of Cadmium concentrations in sediment – SEDMETCD

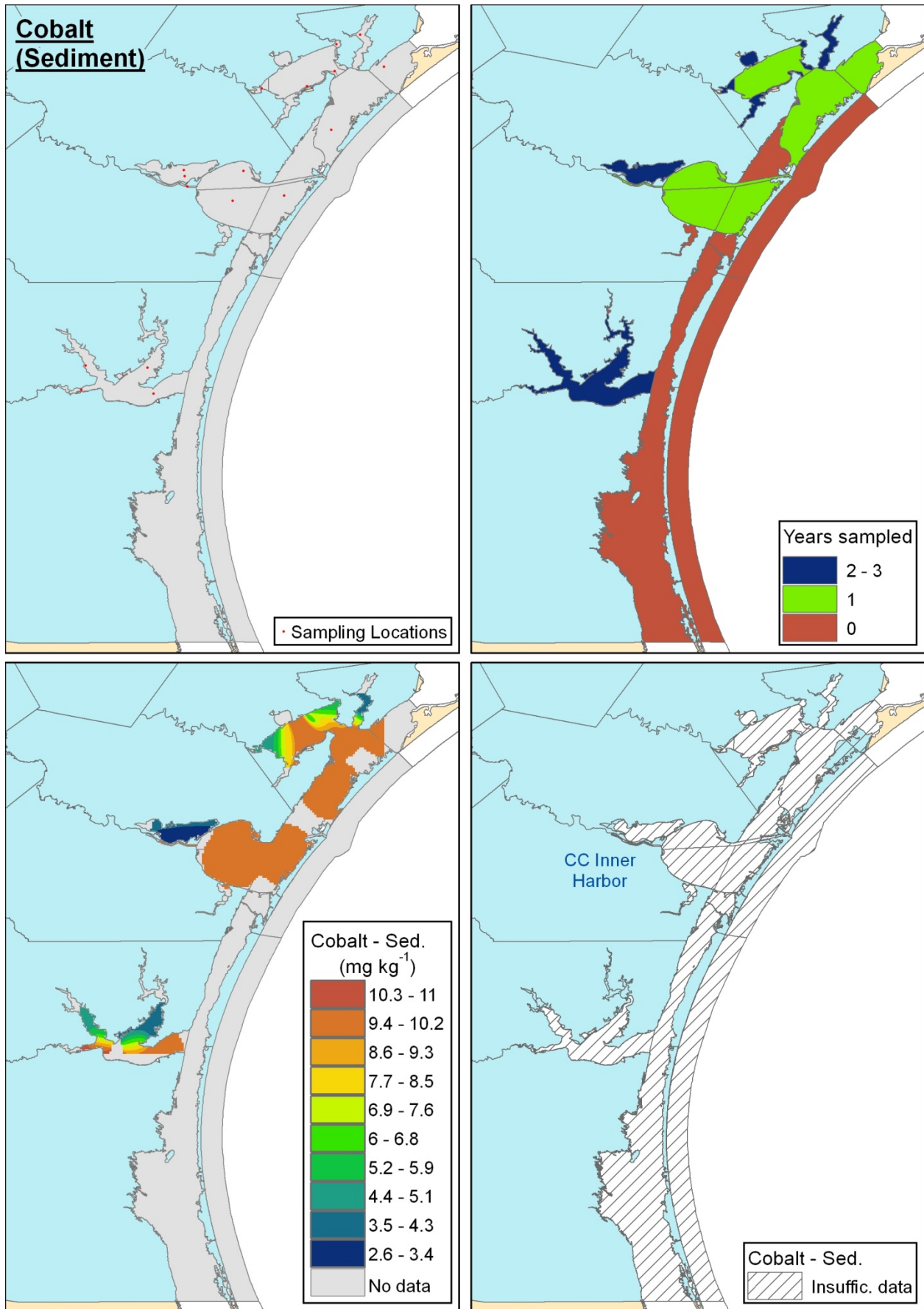


Figure 50. Spatio-temporal patterns of Cobalt concentrations in sediment – SEDMETCO

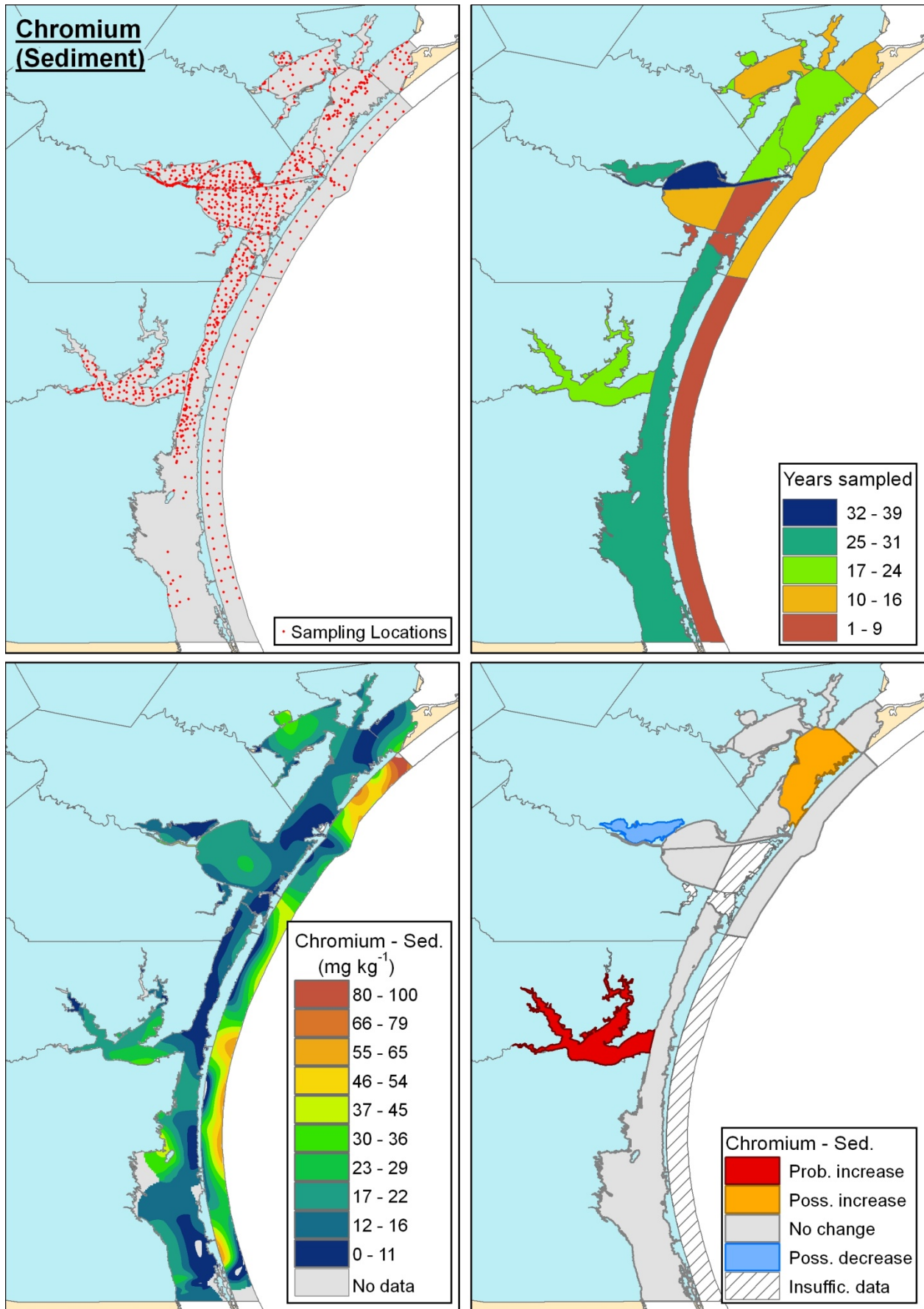


Figure 51. Spatio-temporal patterns of Chromium concentrations in sediment – SEDMETCR

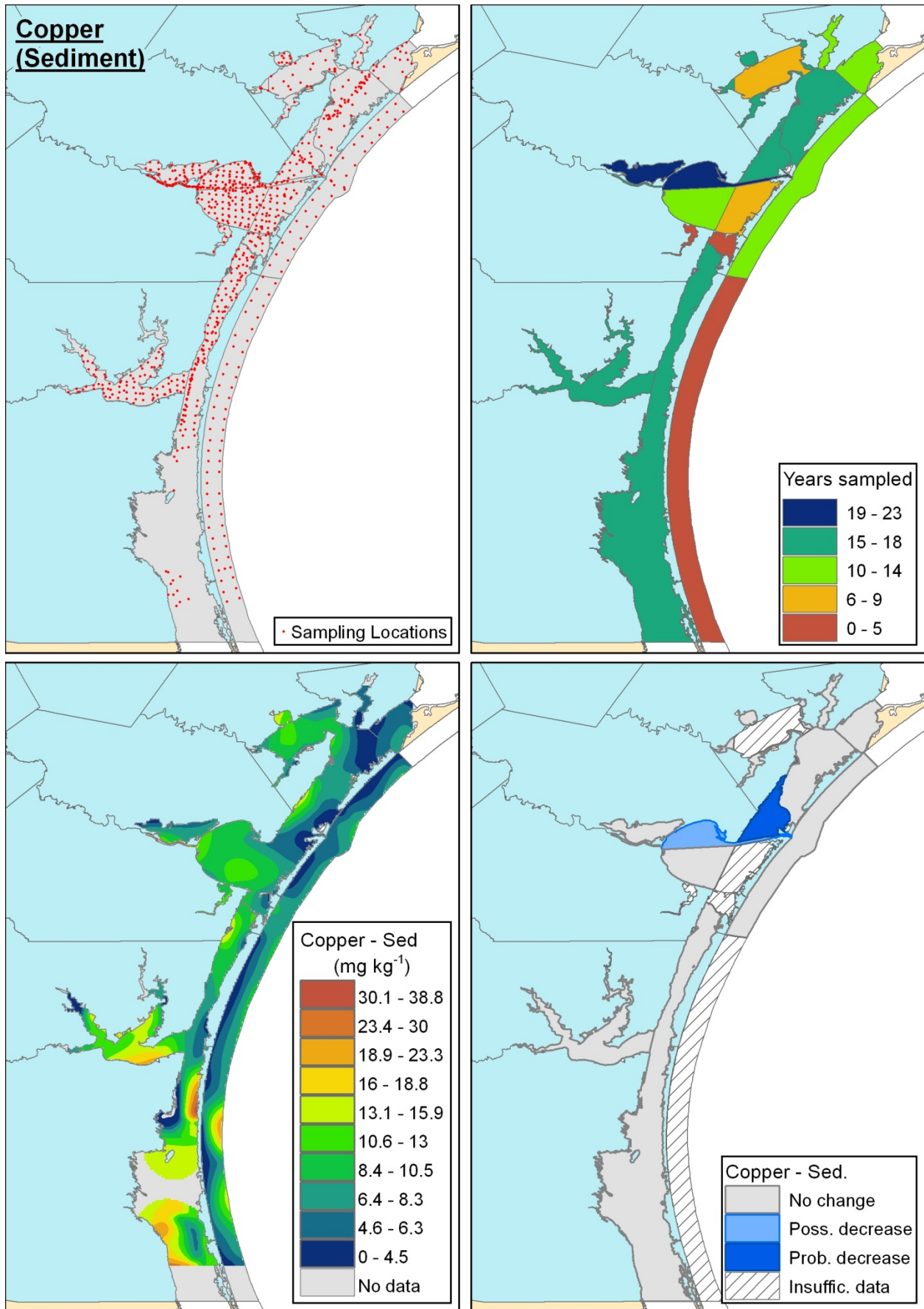


Figure 52. Spatio-temporal patterns of Chromium concentrations in sediment – SEDMETCR

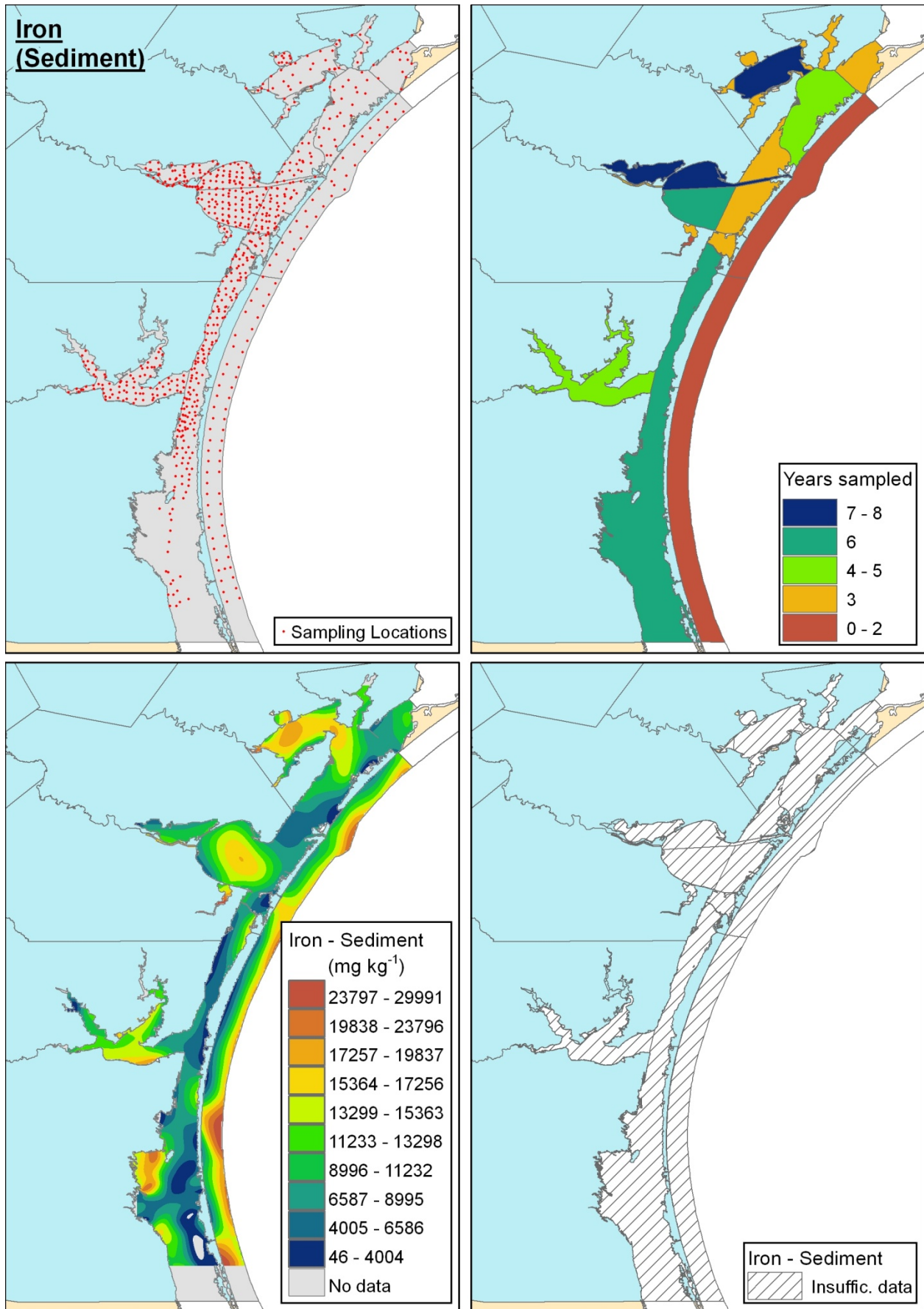


Figure 53. Spatio-temporal patterns of Iron concentrations in sediment – SEDMETFE

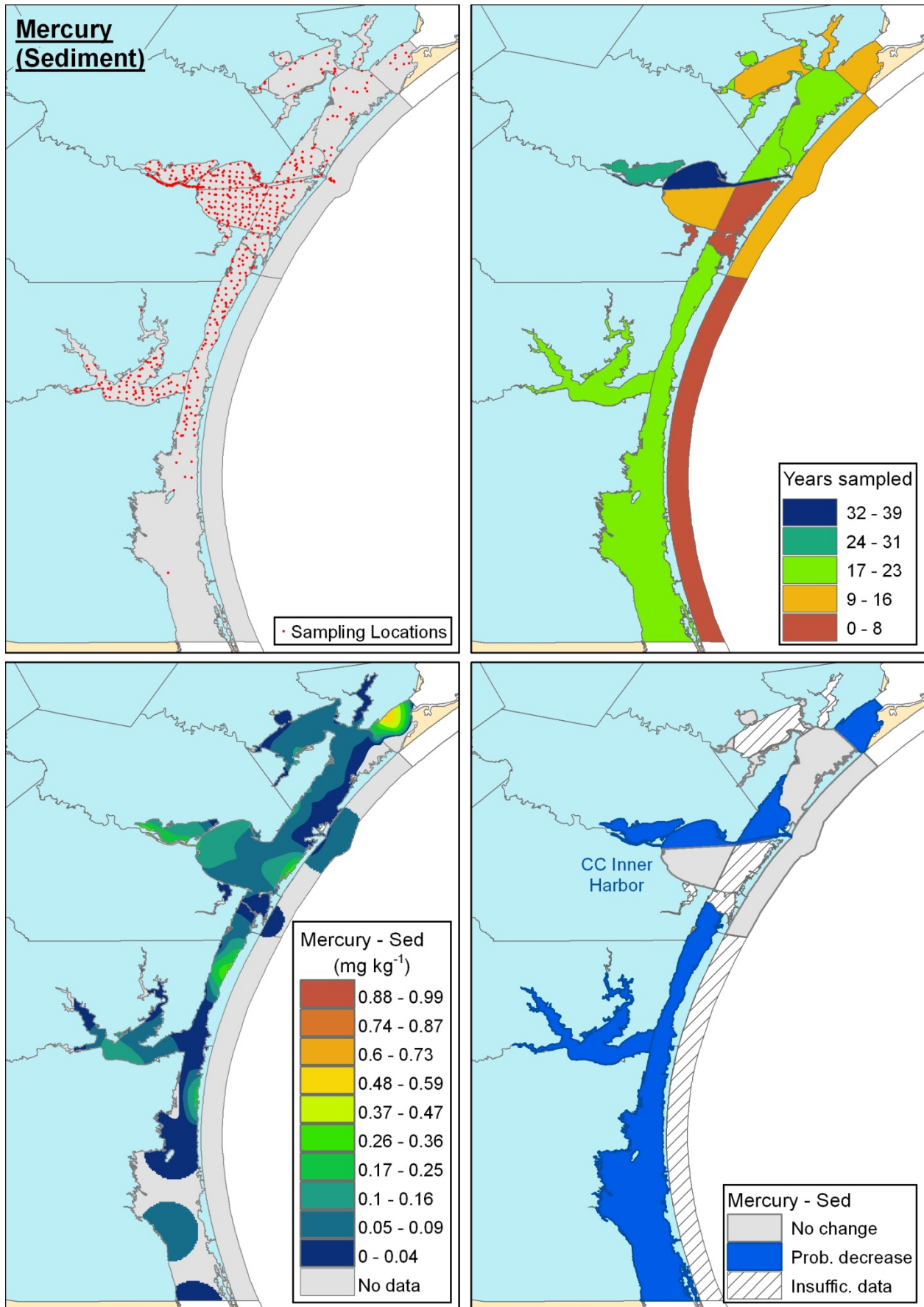


Figure 54. Spatio-temporal patterns of Mercury concentrations in sediment – SEDMETHG

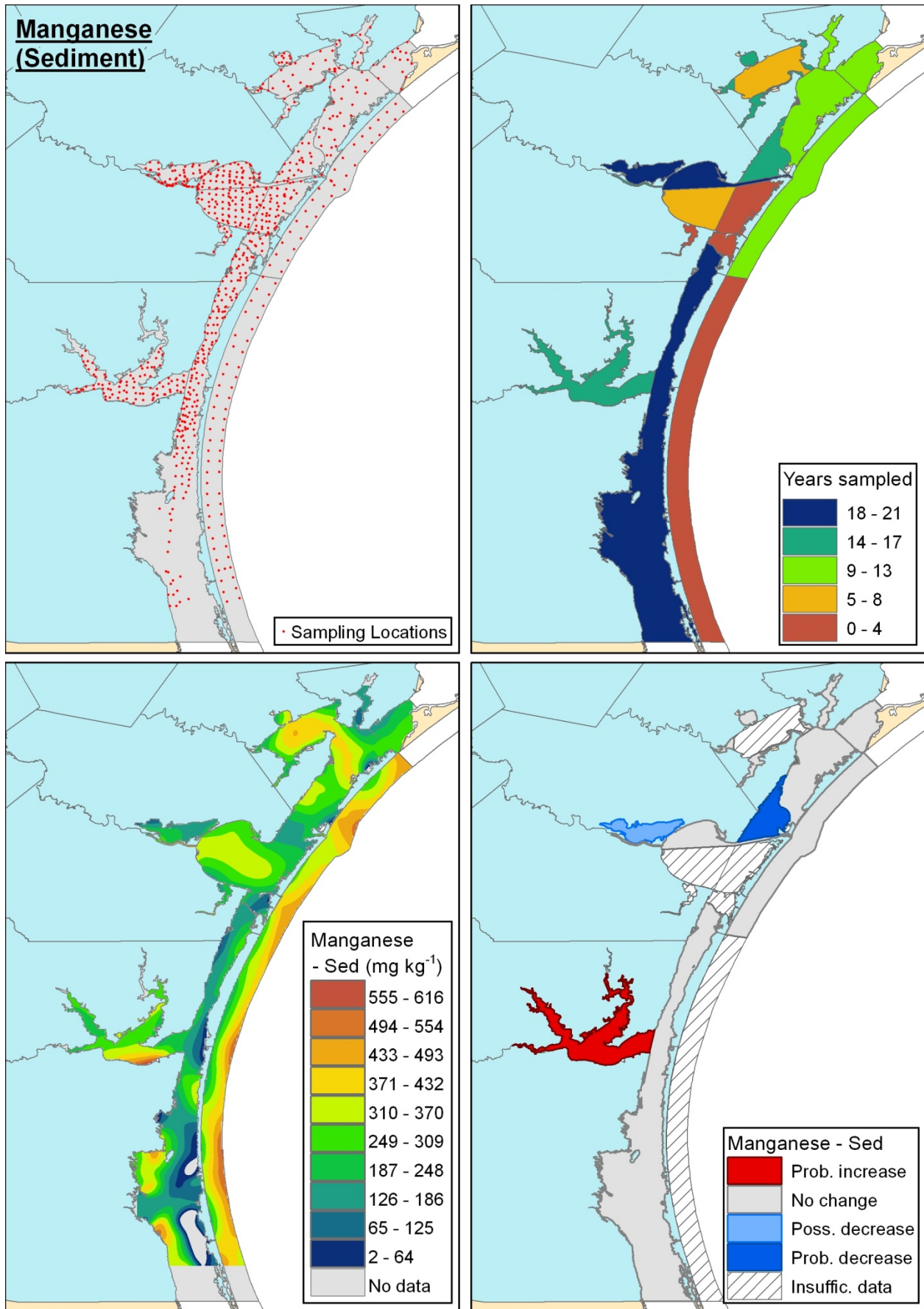


Figure 55. Spatio-temporal patterns of Manganese concentrations in sediment – SEDMETMN

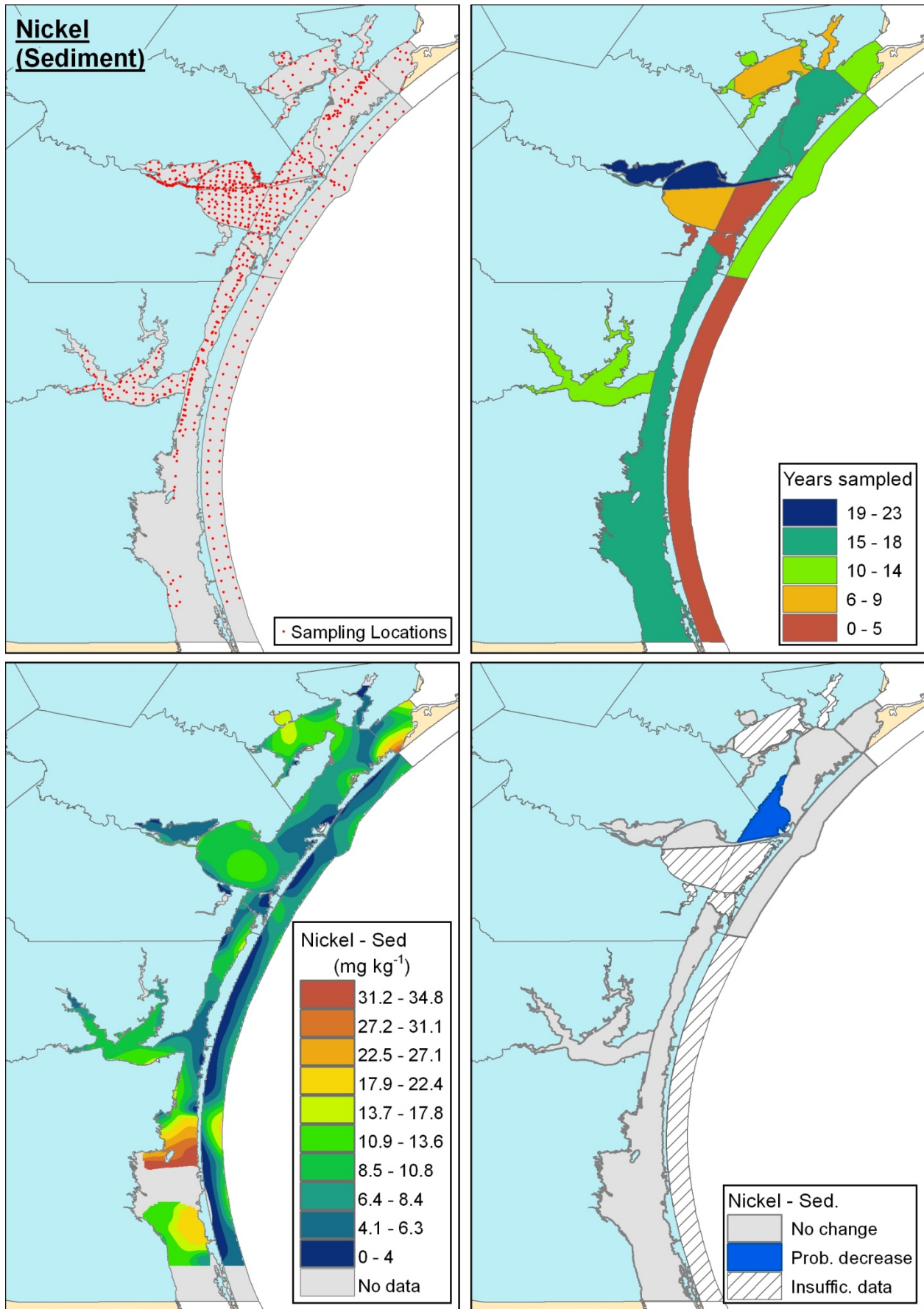


Figure 56. Spatio-temporal patterns of Nickel concentrations in sediment – SEDMETNI

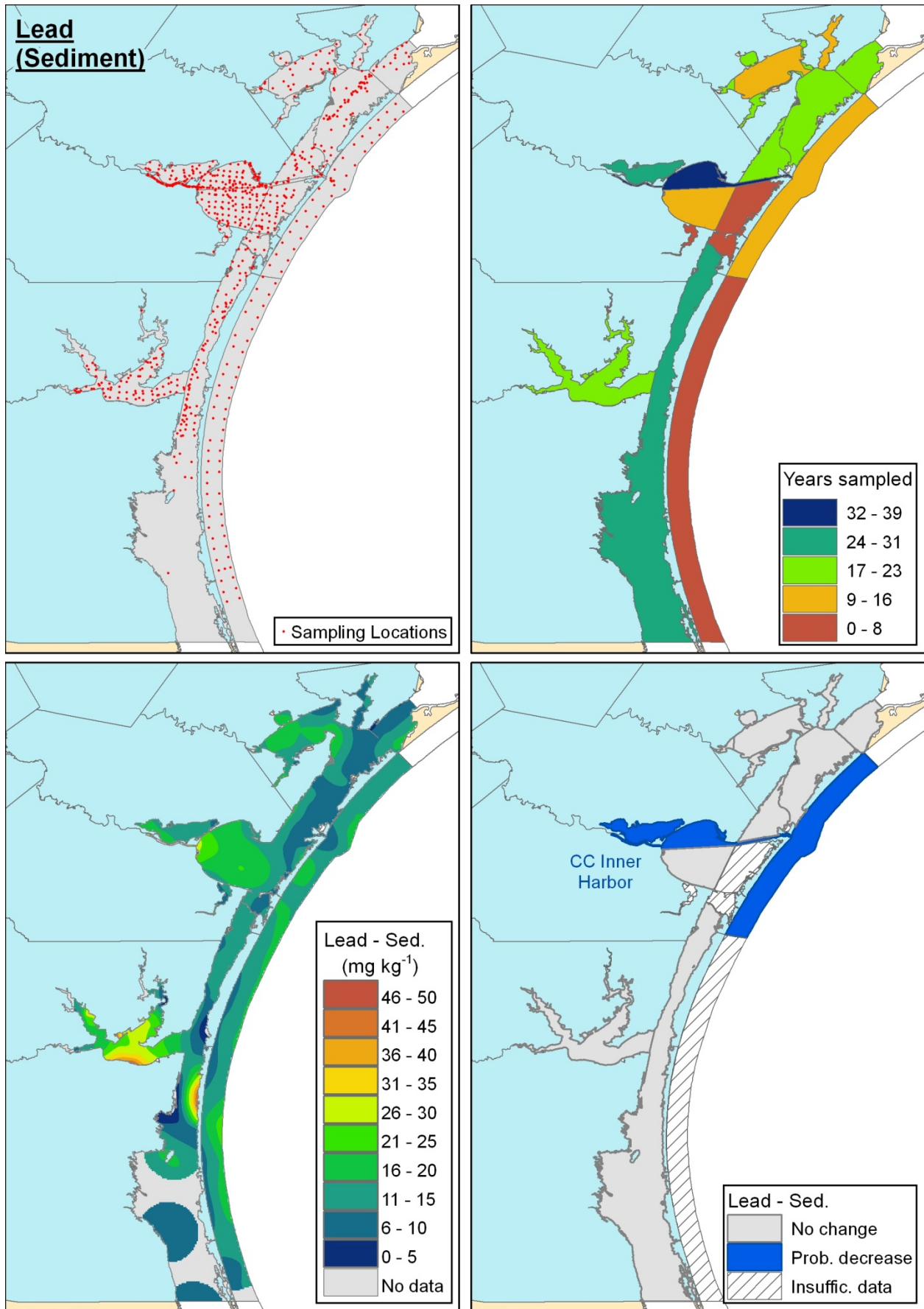


Figure 57. Spatio-temporal patterns of Lead concentrations in sediment – SEDMETPB

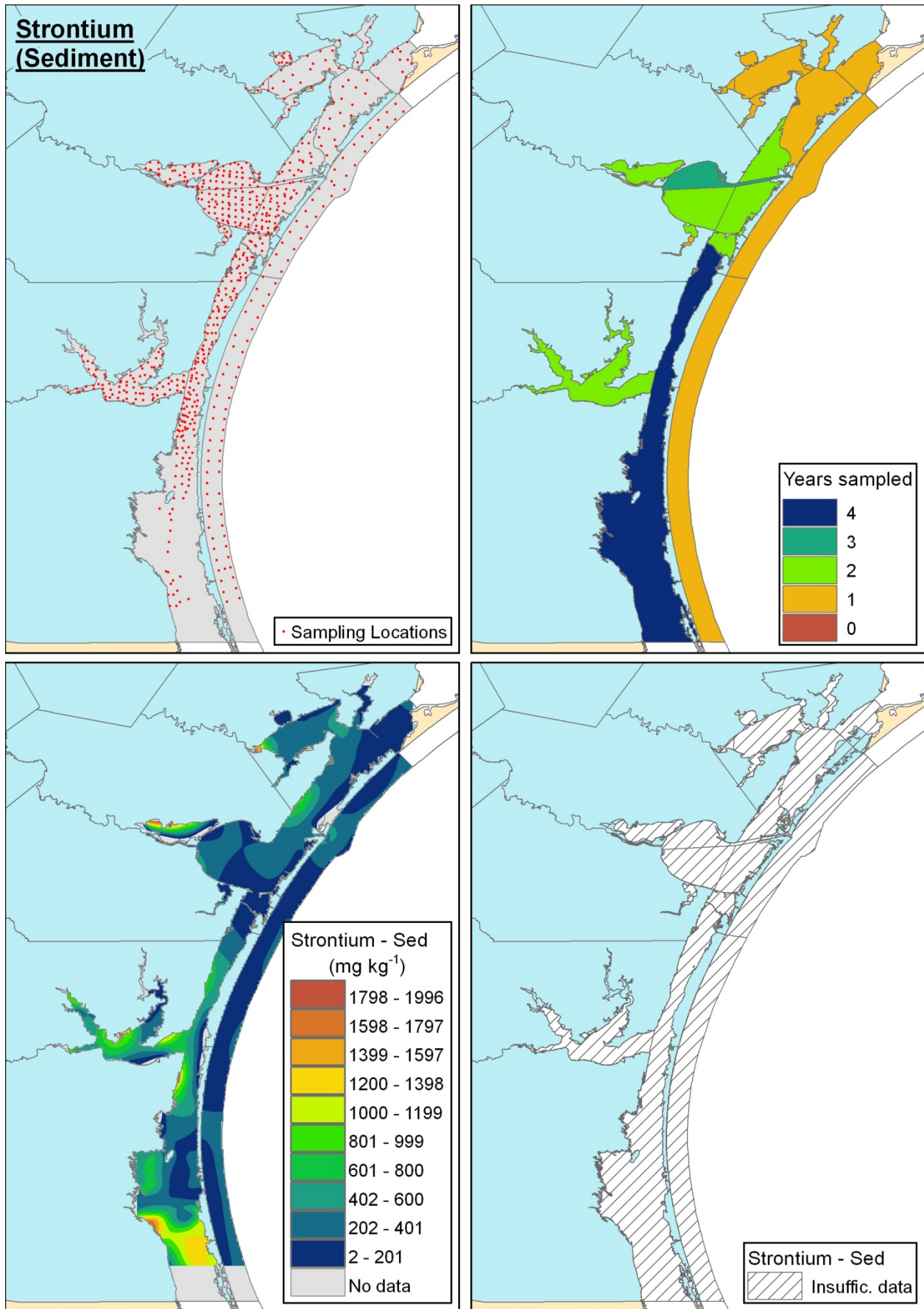


Figure 58. Spatio-temporal patterns of Strontium concentrations in sediment – SEDMETSr

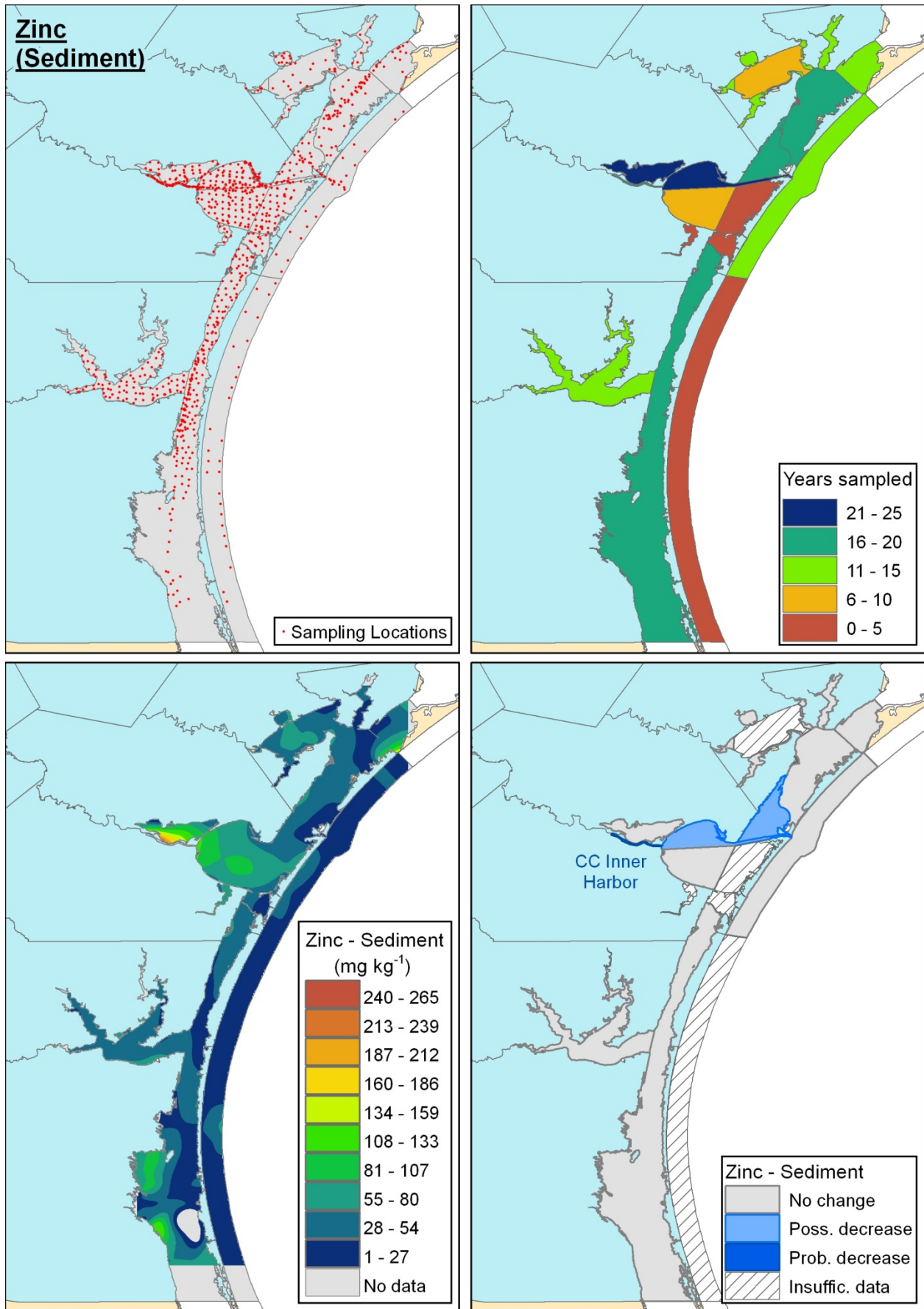


Figure 59. Spatio-temporal patterns of Zinc concentrations in sediment – SEDMETZN

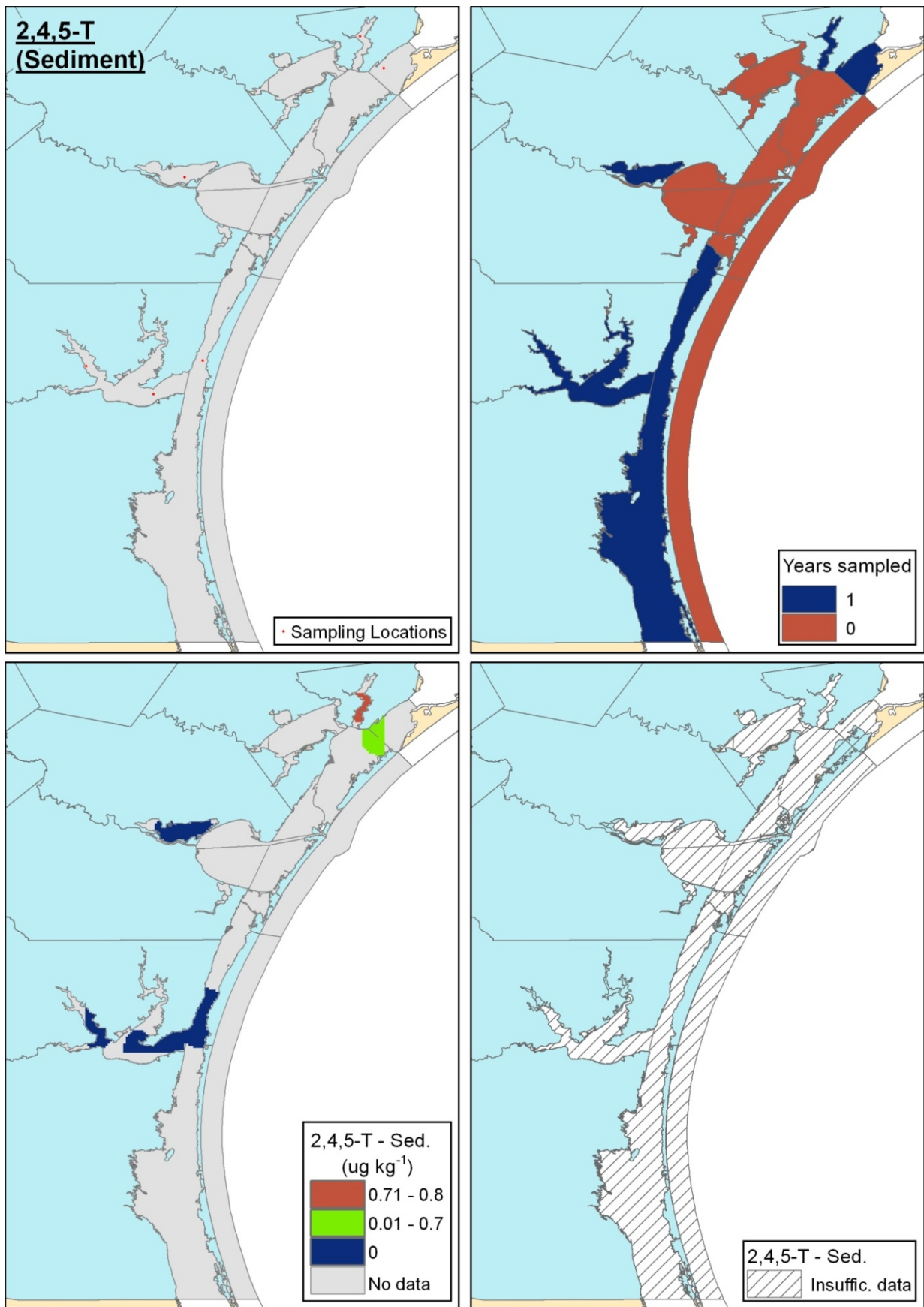


Figure 60. Spatio-temporal patterns of 2,4,5-Trichlorophenoxyacetic acid concentrations in sediment – SED-245T

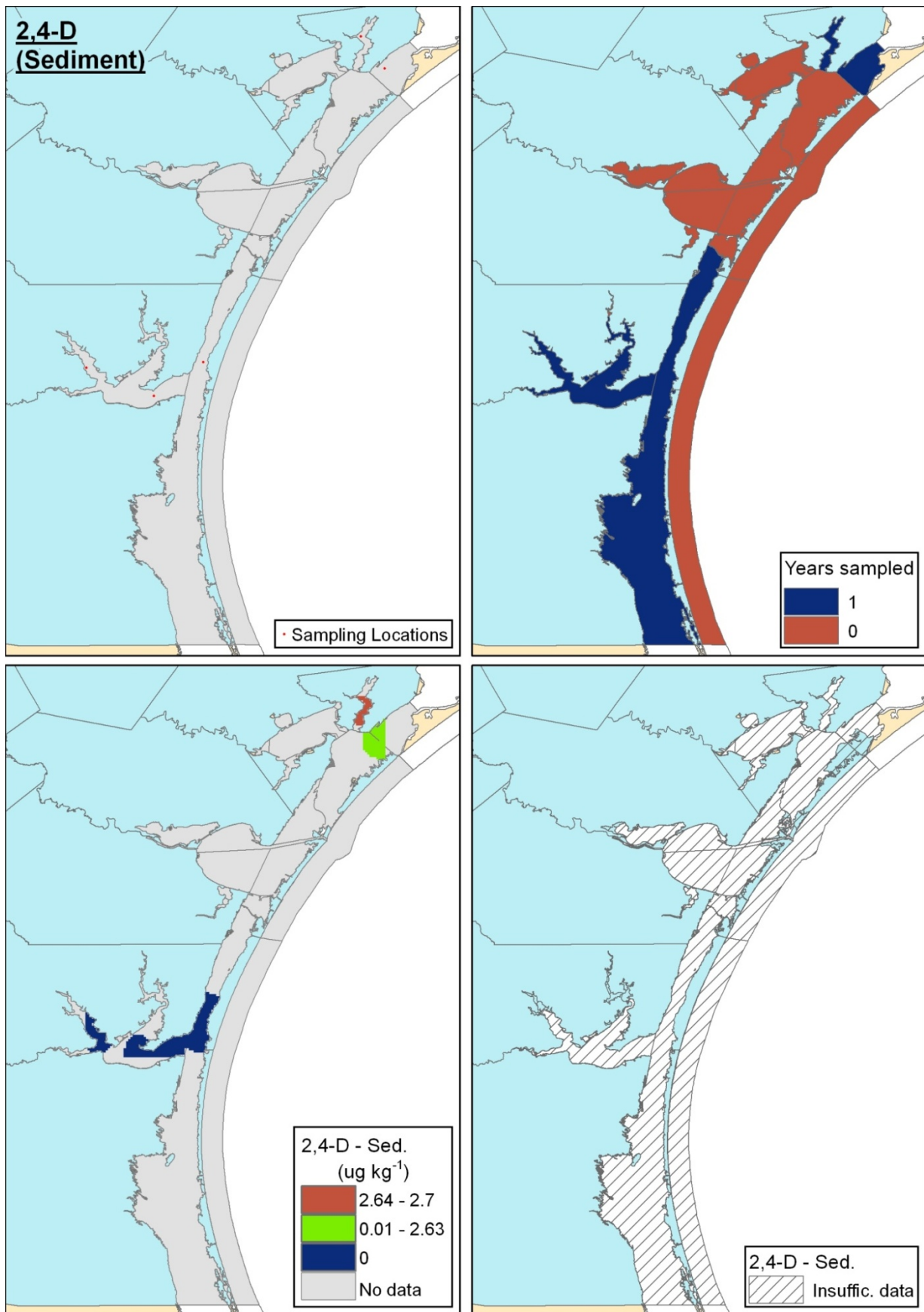


Figure 61. Spatio-temporal patterns of 2,4-Dichlorophenoxyacetic acid concentrations in sediment – SED-24D

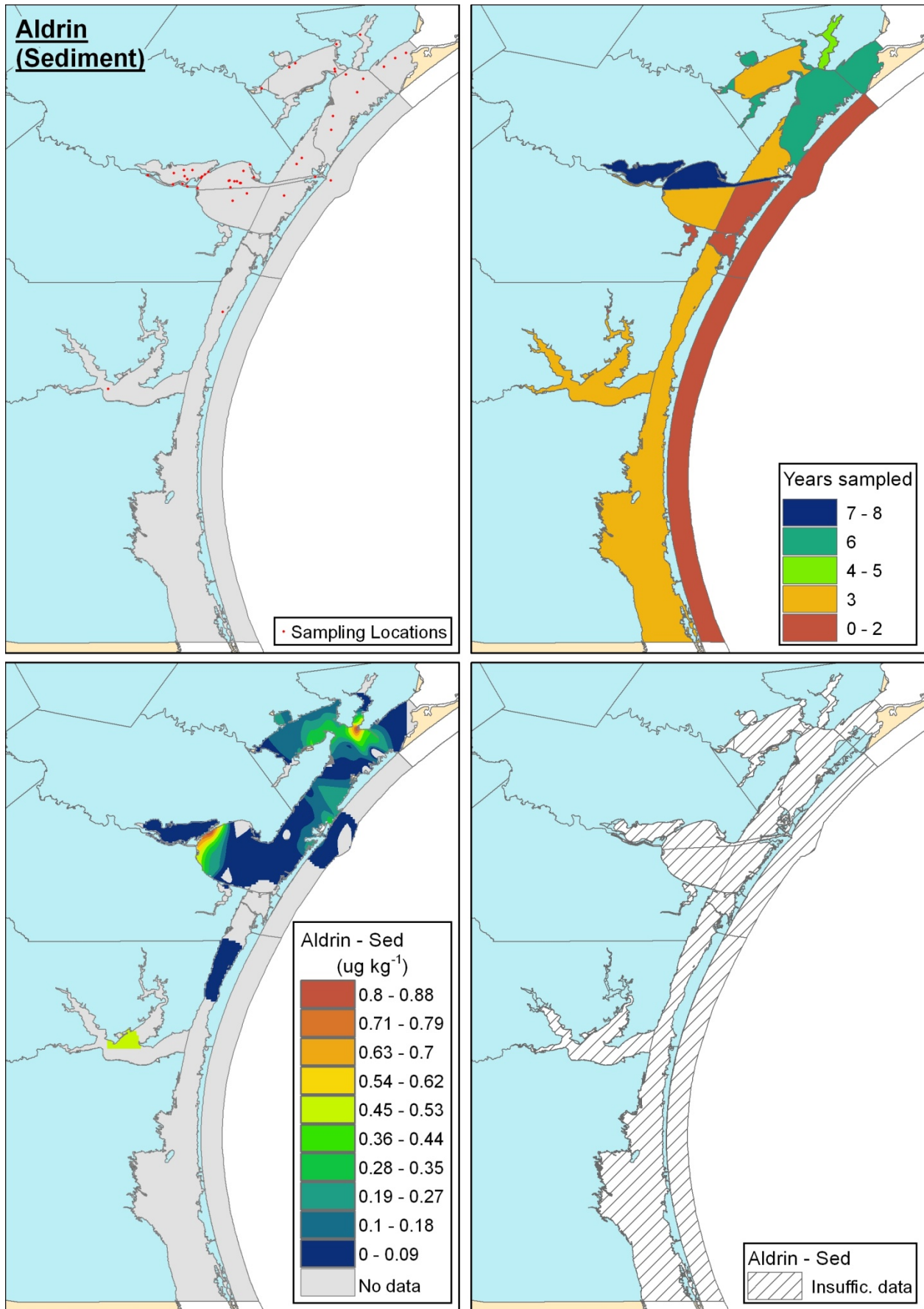


Figure 62. Spatio-temporal patterns of Aldrin concentrations in sediment – SED-ALDR.

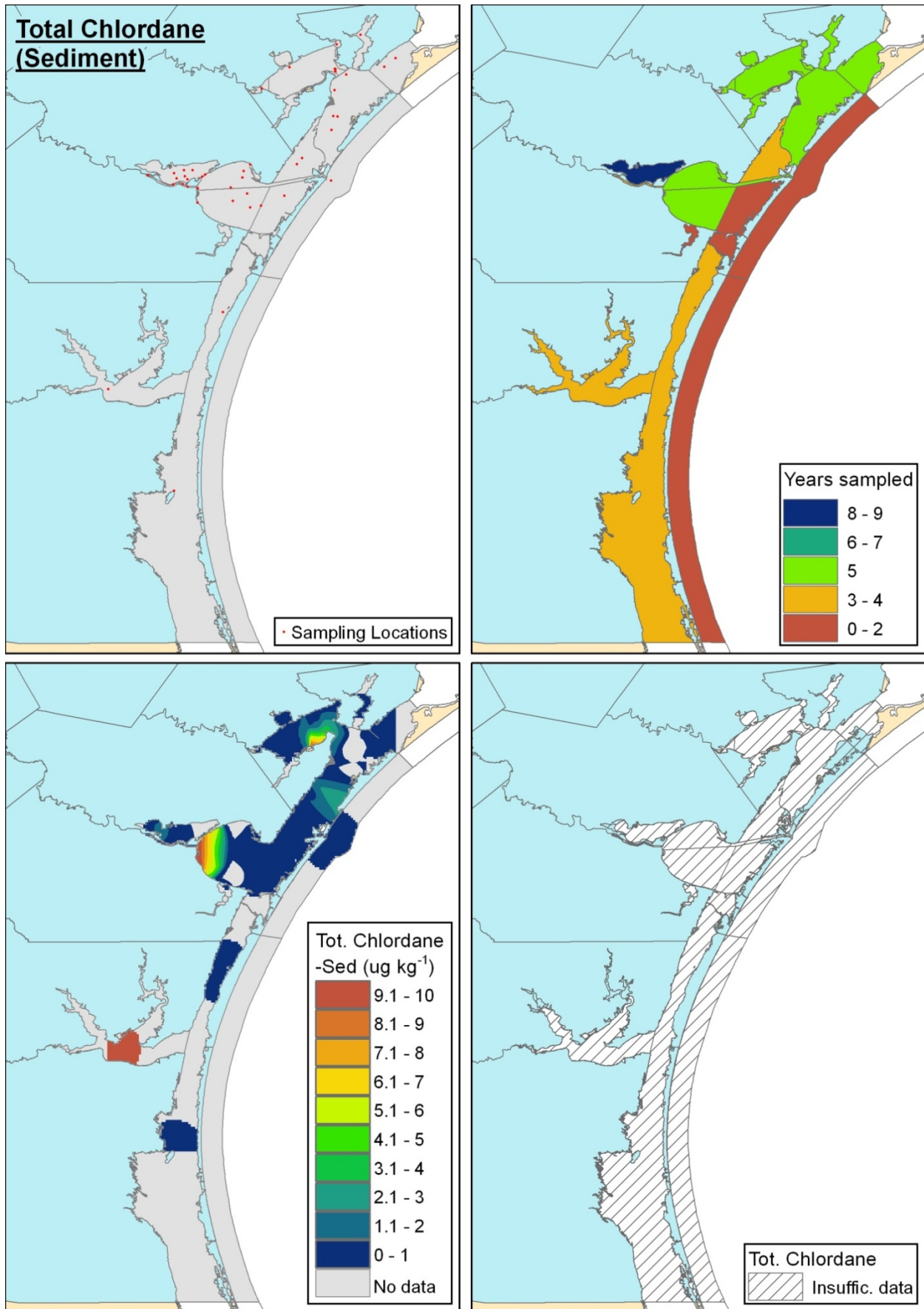


Figure 63. Spatio-temporal patterns of Total Chlordane concentrations in sediment – SED-CHLR.

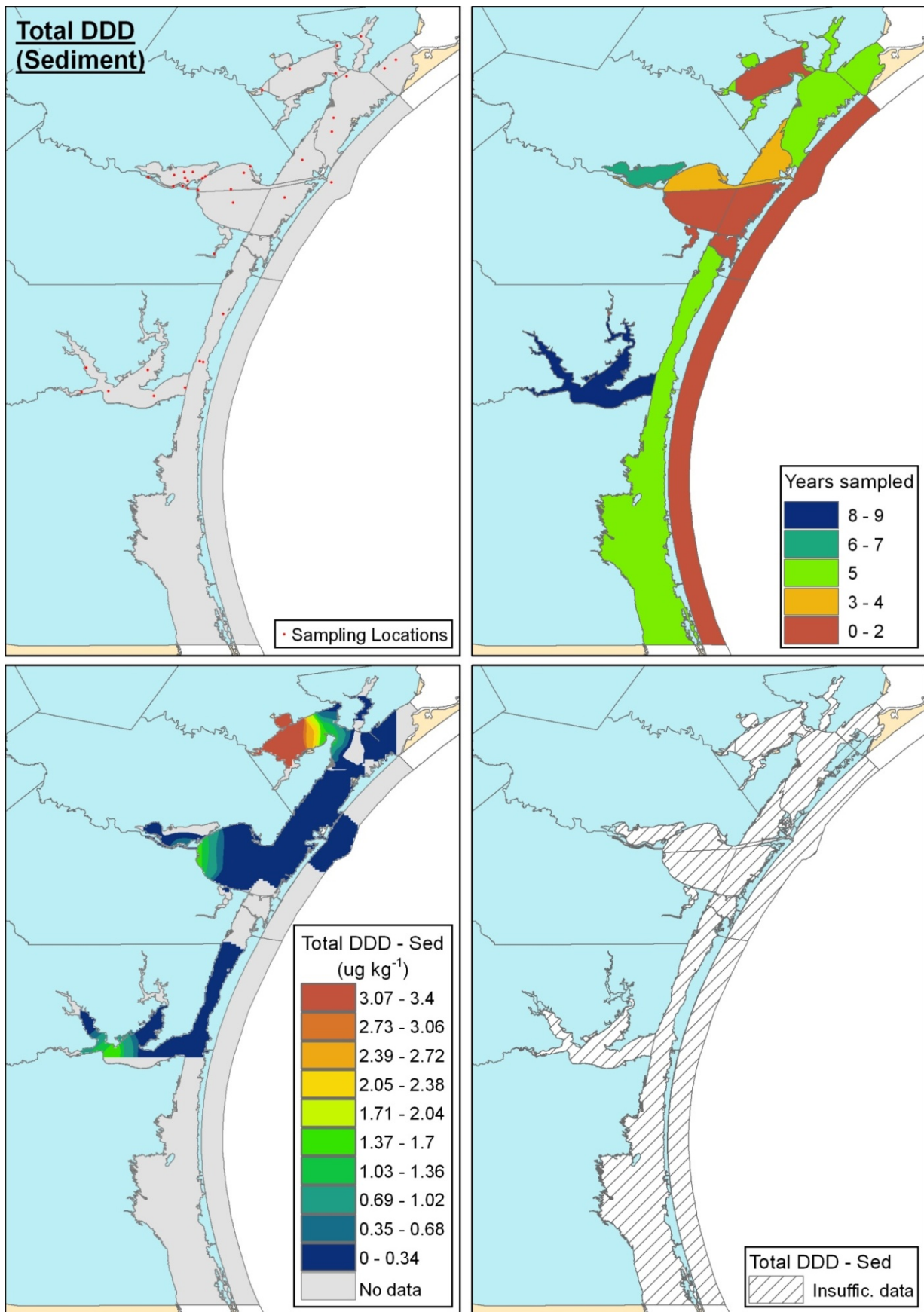


Figure 64. Spatio-temporal patterns of Total Dichlorodiphenyldichloroethane (DDD) concentrations in sediment – SED-DDD.

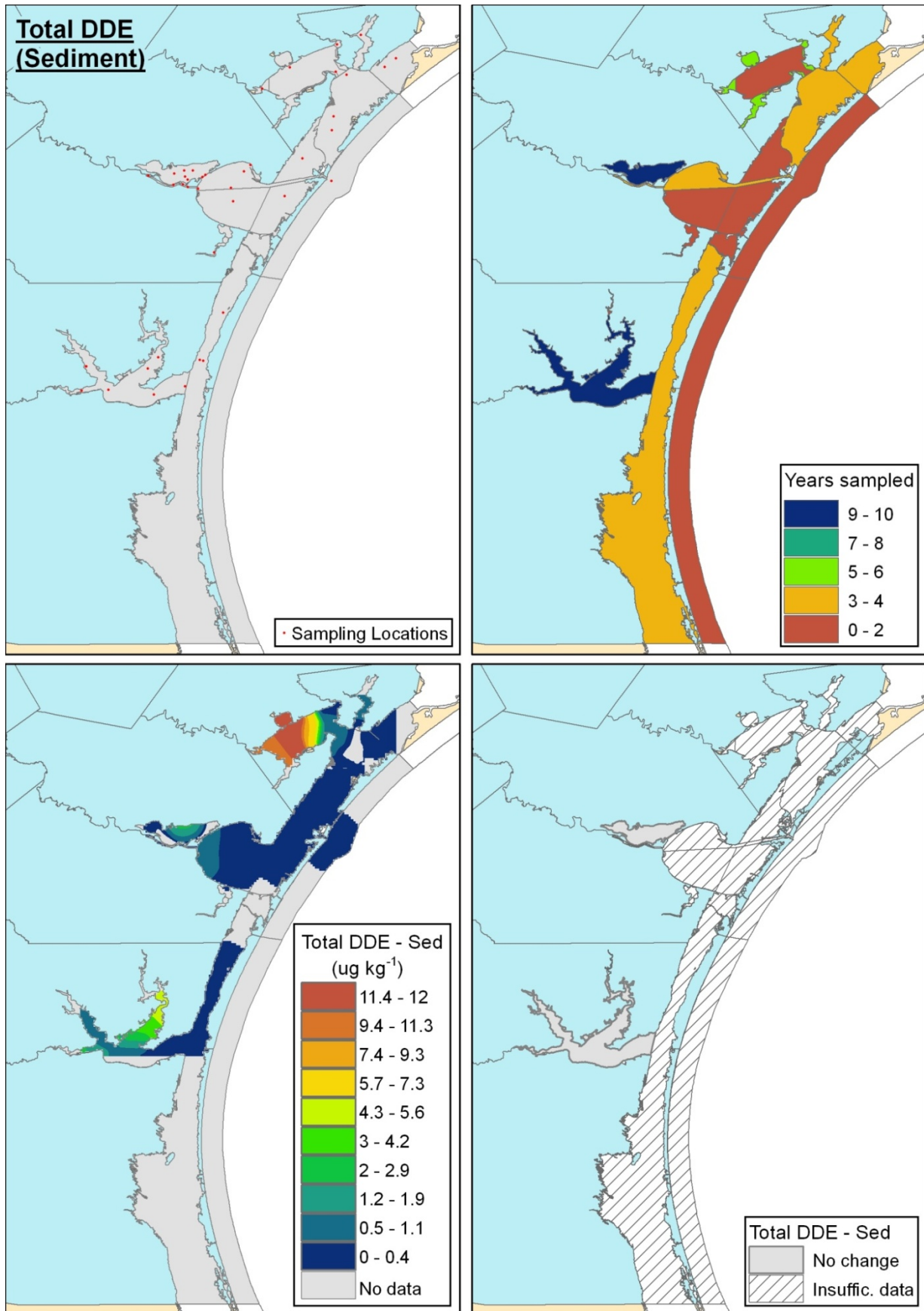


Figure 65. Spatio-temporal patterns of Total Dichlorodiphenyldichloroethylene (DDE) concentrations in sediment – SED-DDE.

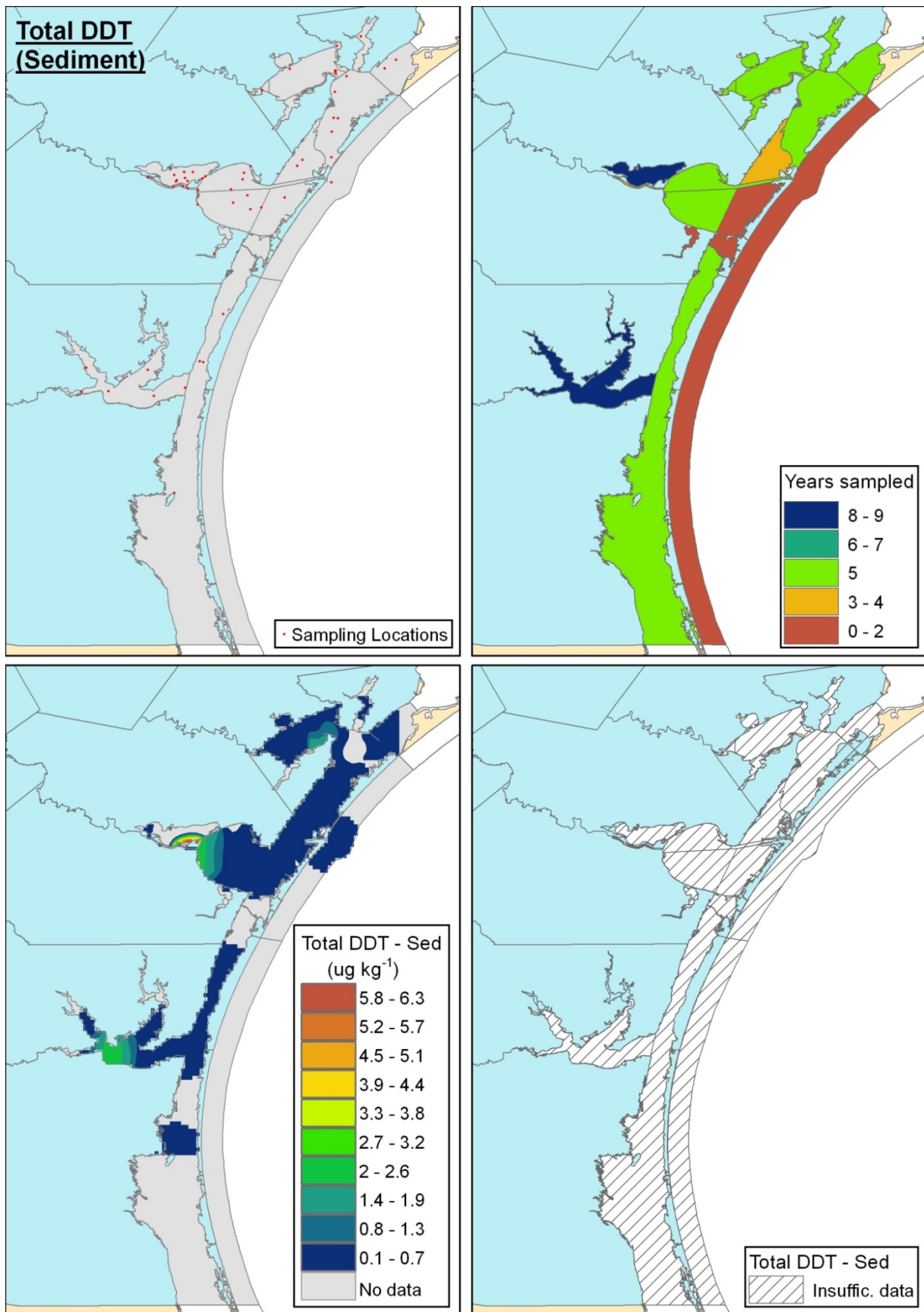


Figure 66. Spatio-temporal patterns of Total Dichlorodiphenyltrichloroethane (DDT) concentrations in sediment – SED-DDT.

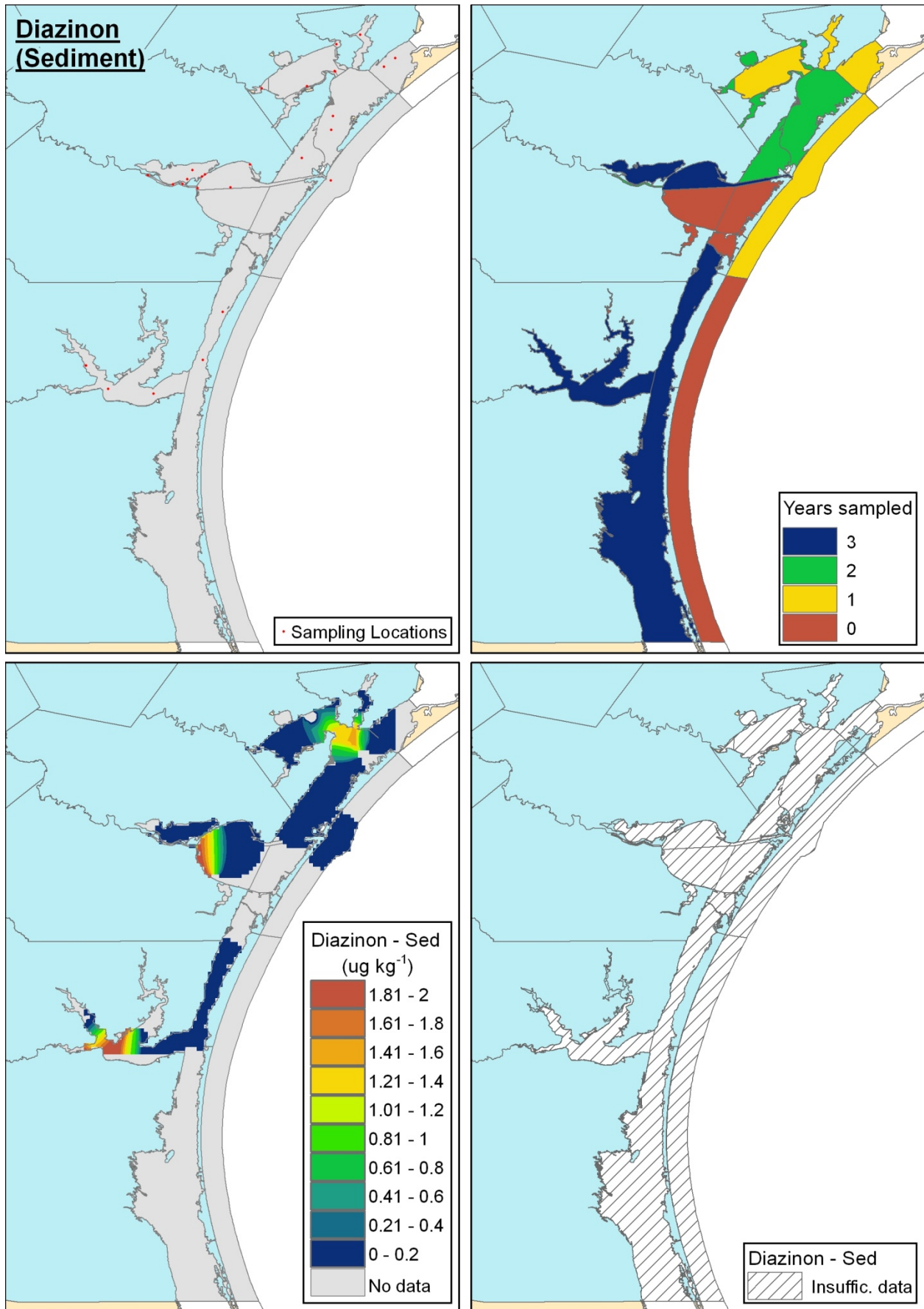


Figure 67. Spatio-temporal patterns of Diazinon concentrations in sediment – SED-DIAZ.

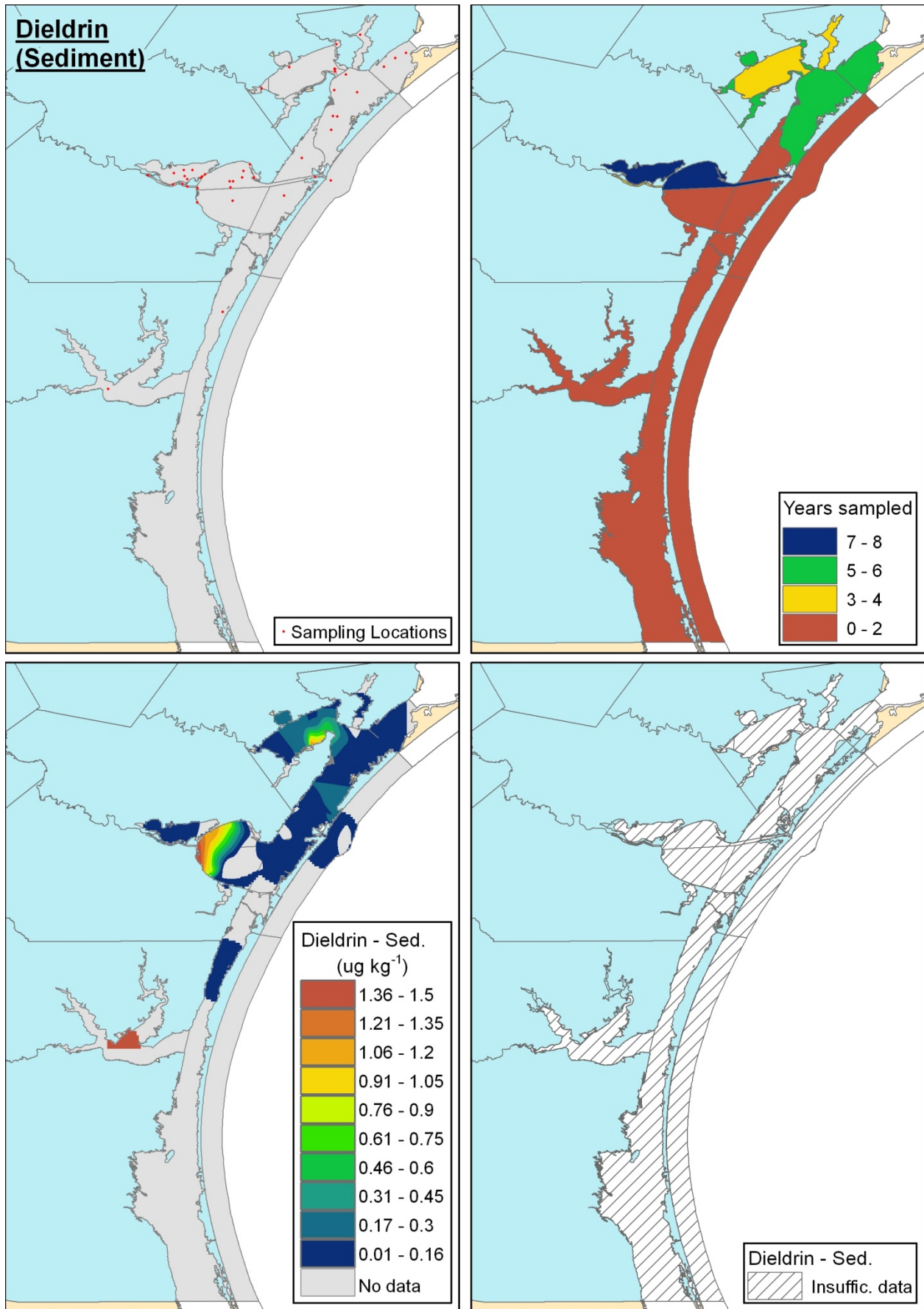


Figure 68. Spatio-temporal patterns of Dieldrin concentrations in sediment – SED-DIEL.

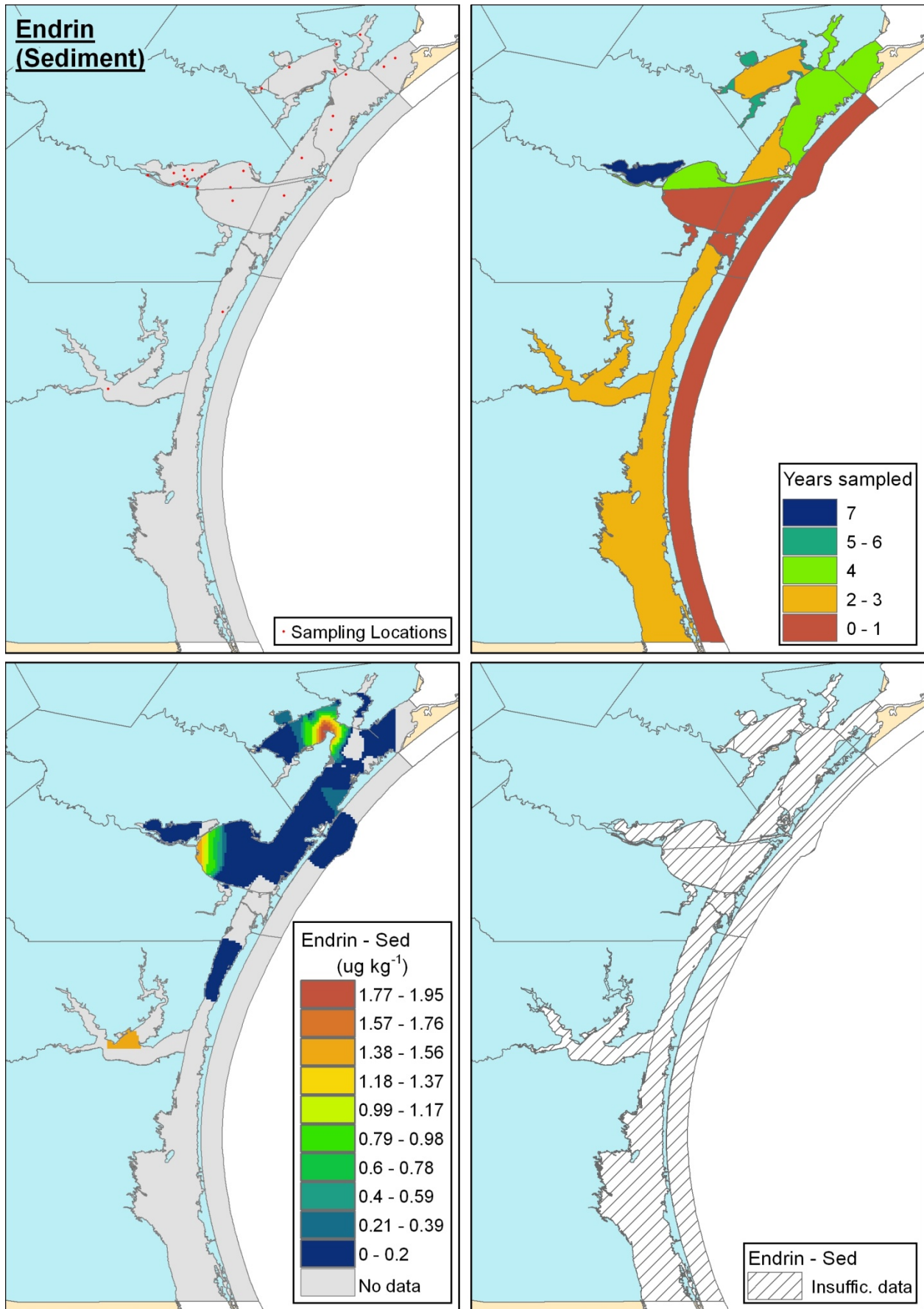


Figure 69. Spatio-temporal patterns of Endrin concentrations in sediment – SED-ENDR.

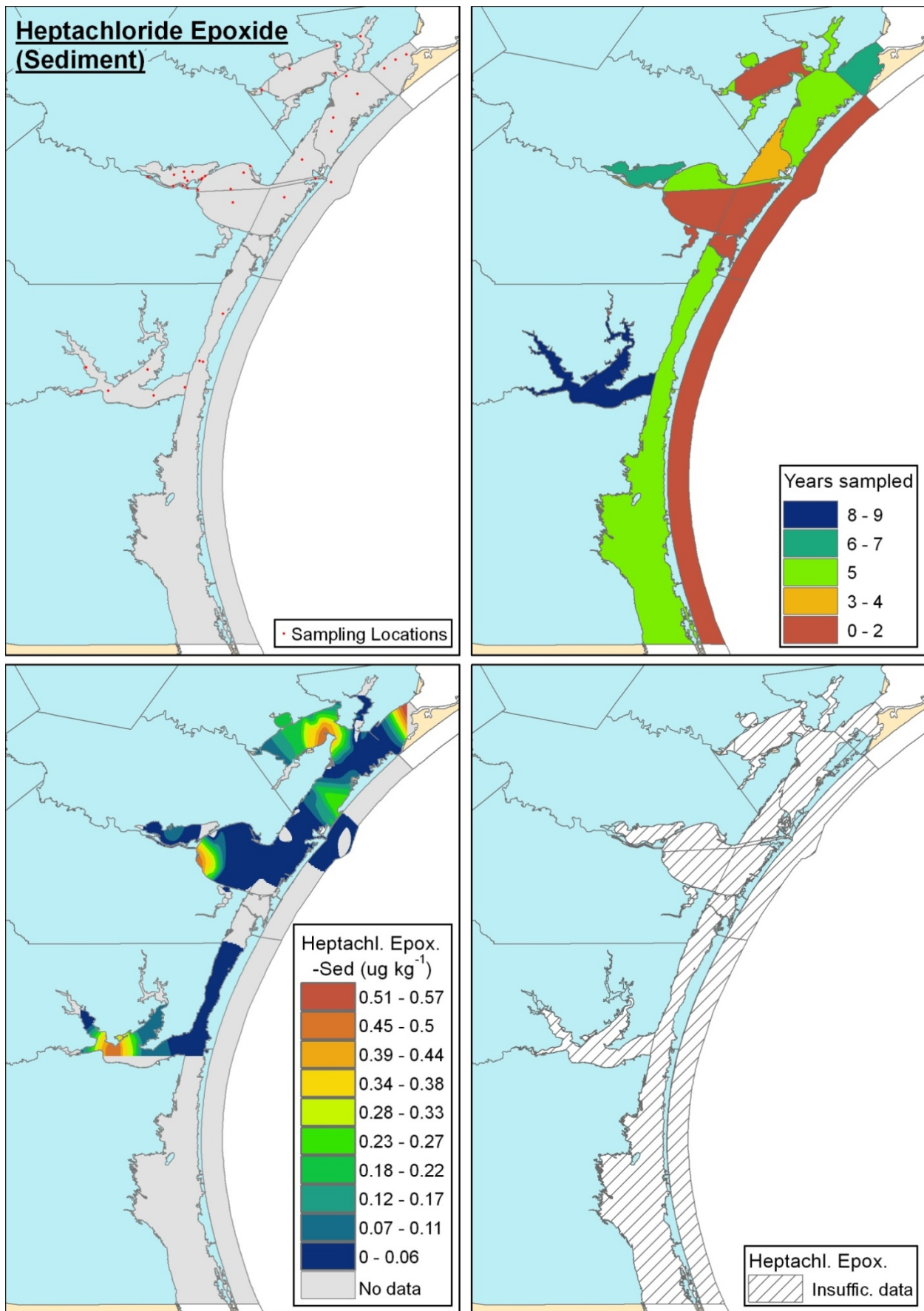


Figure 70. Spatio-temporal patterns of Heptachloride Epoxide concentrations in sediment – SED-HEPX.

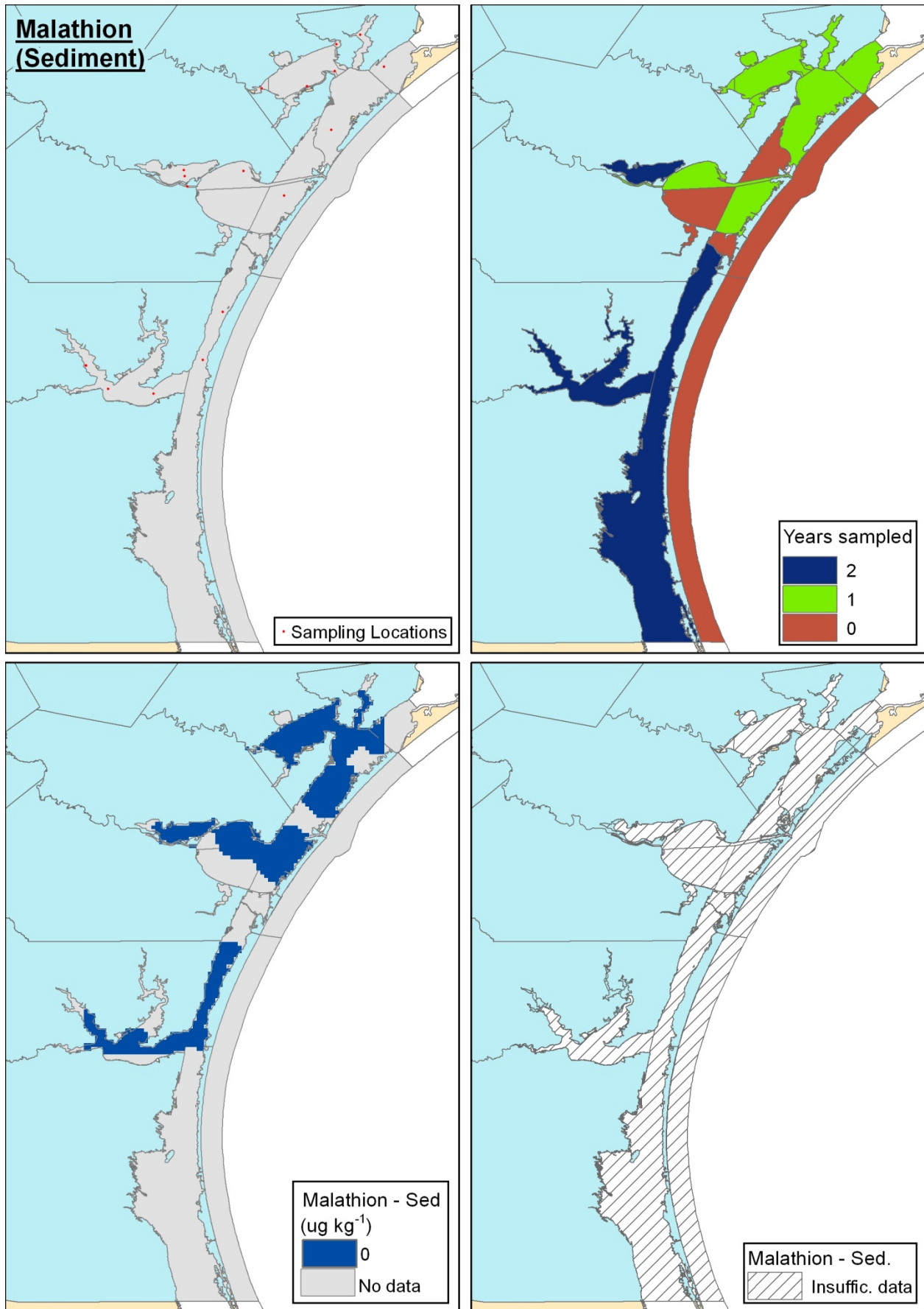


Figure 71. Spatio-temporal patterns of Malathion concentrations in sediment – SED-MALA.

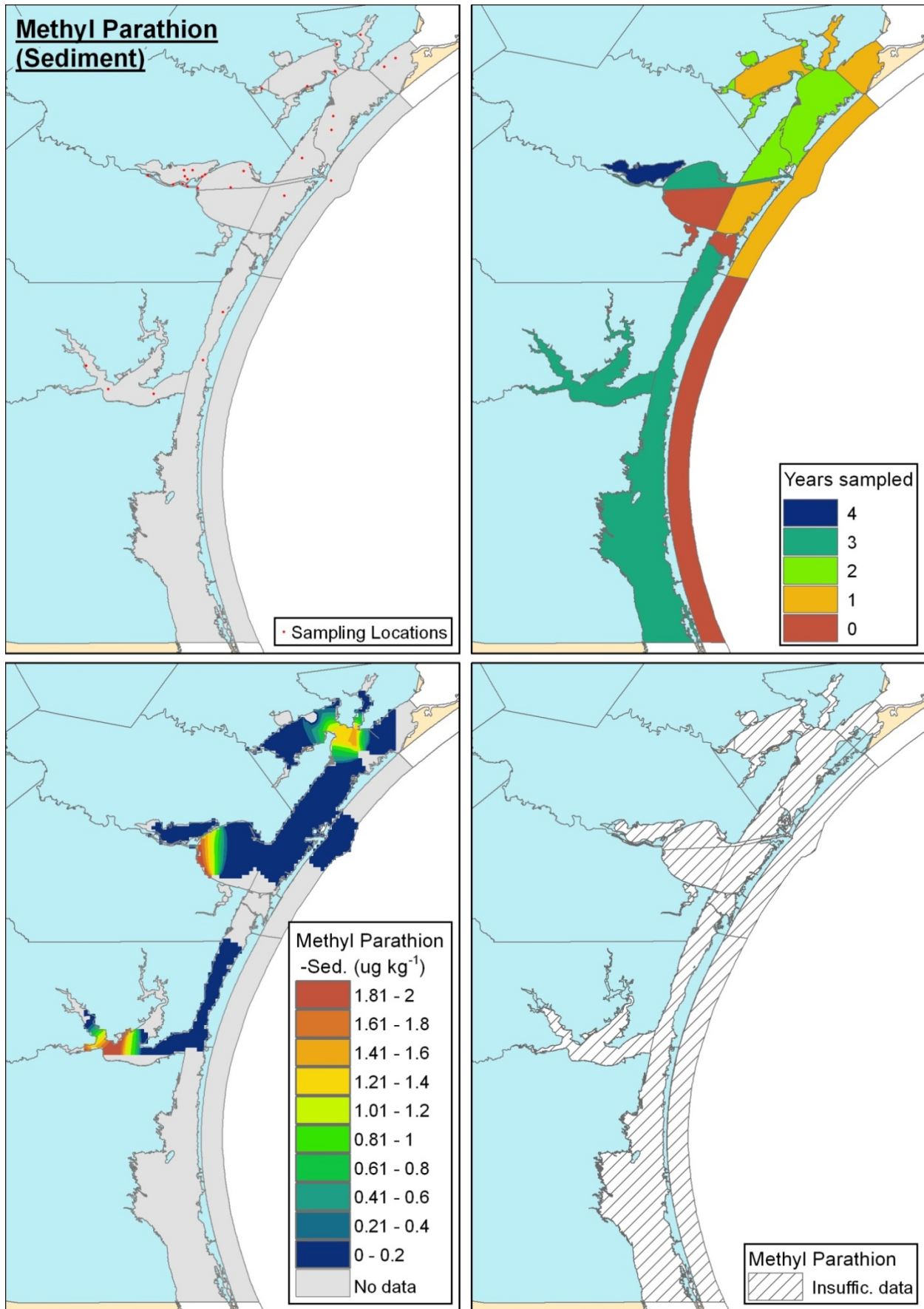


Figure 72. Spatio-temporal patterns of Methyl Parathion concentrations in sediment – SED-MTHP.

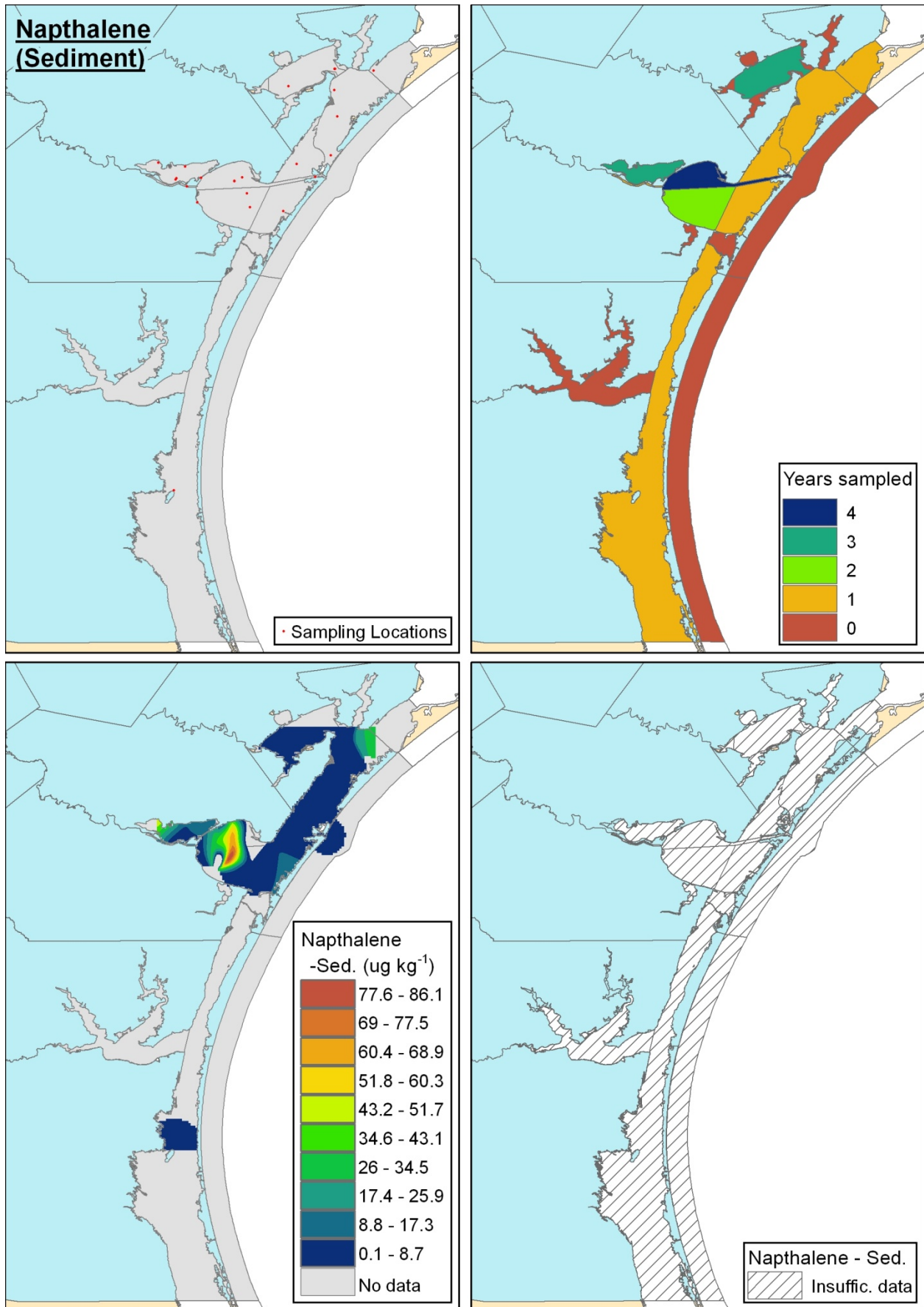


Figure 73. Spatio-temporal patterns of Naphthalene concentrations in sediment – SED-NAPT.

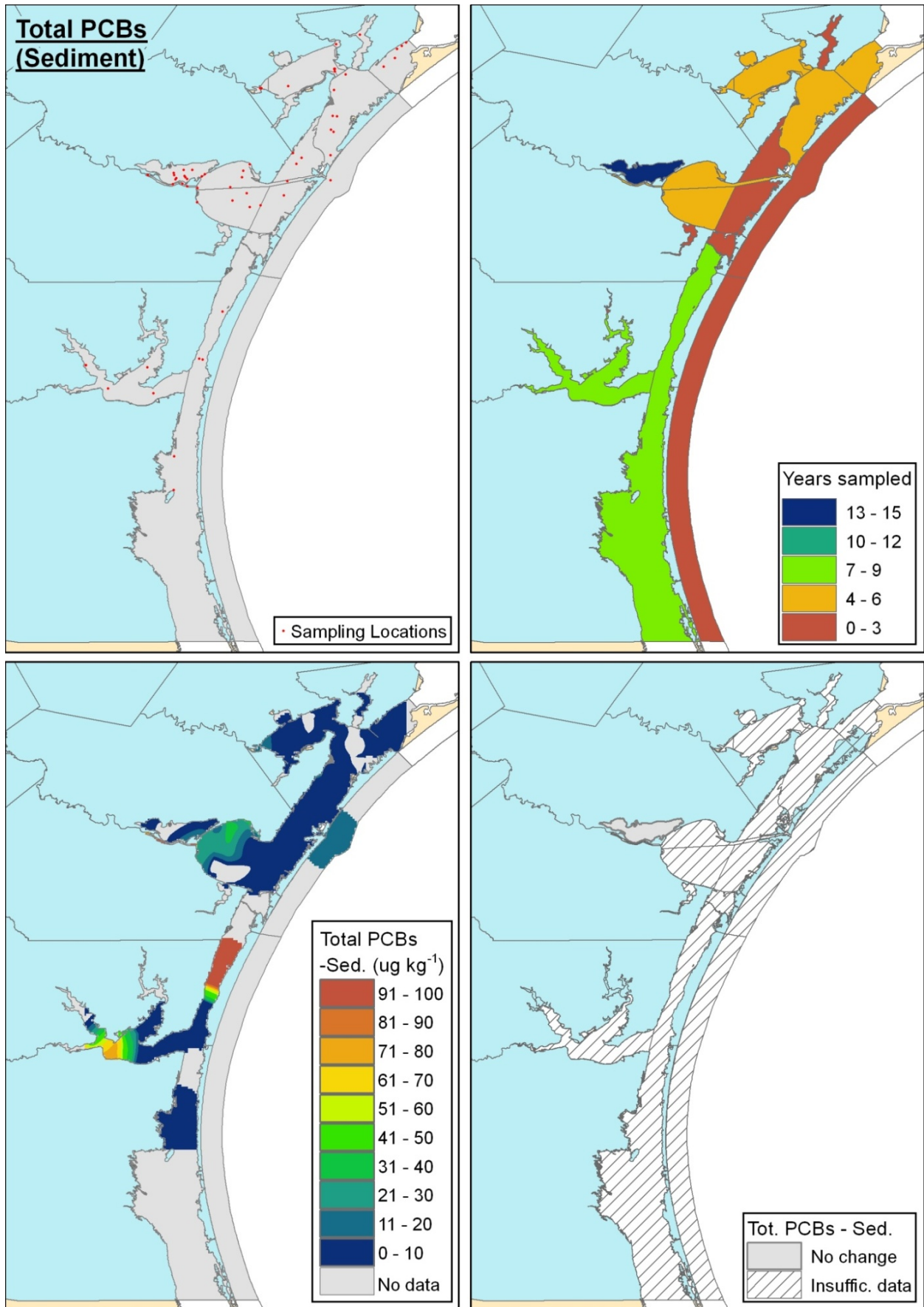


Figure 74. Spatio-temporal patterns of Total Polychlorinated Biphenyl (PCB) concentrations in sediment – SED-PCB.

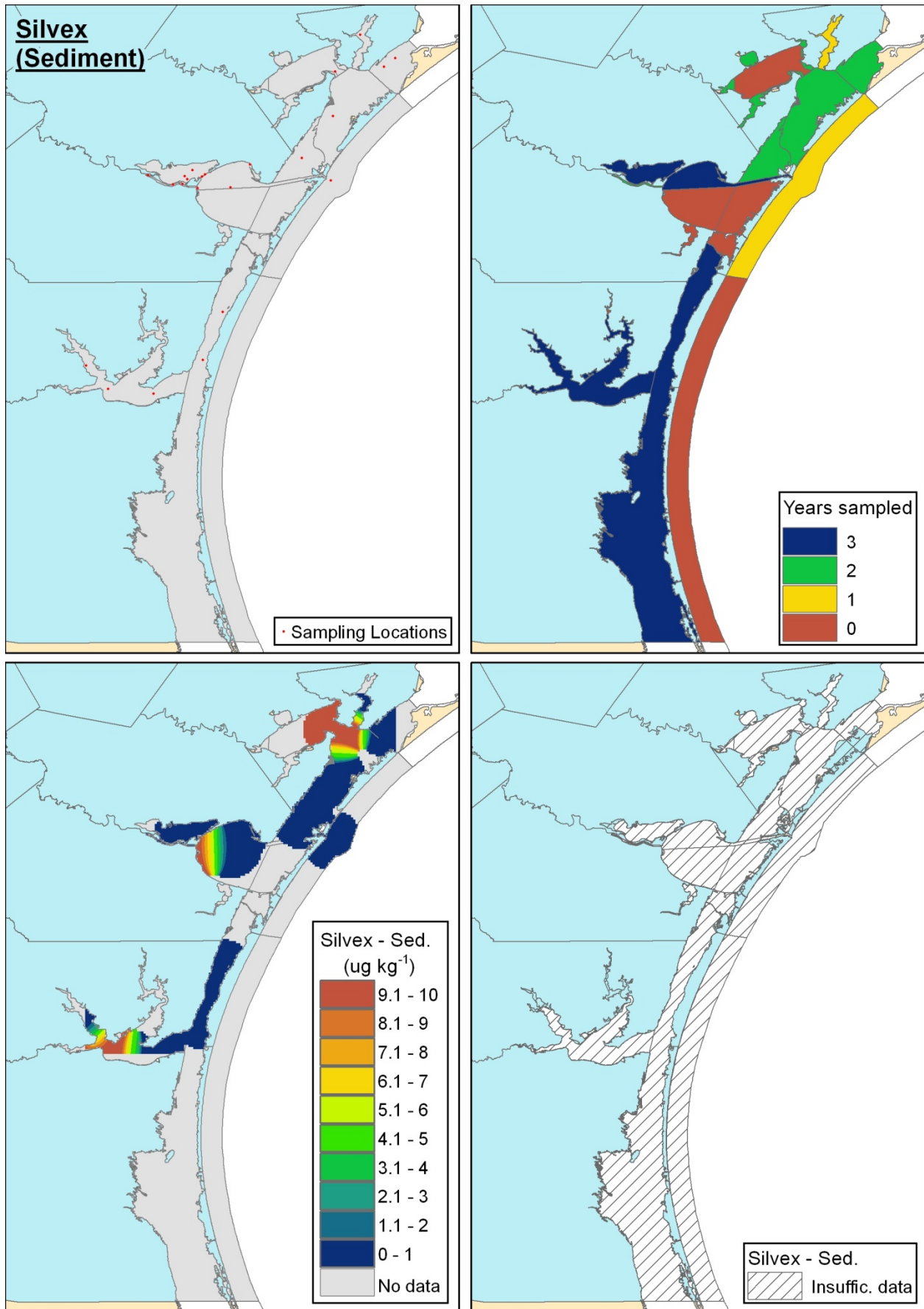


Figure 75. Spatio-temporal patterns of Silvex concentrations in sediment – SED-SLVX.

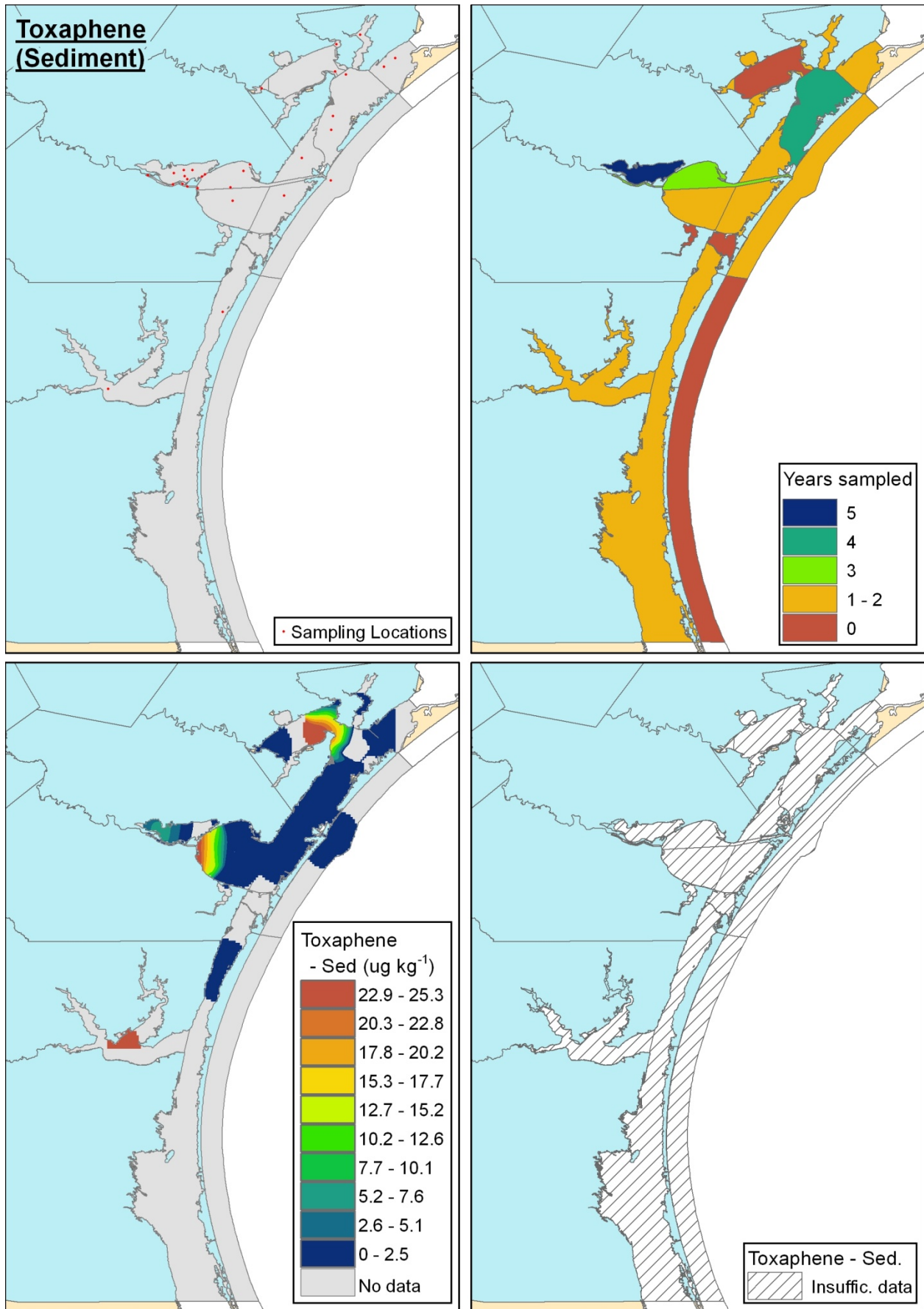


Figure 76. Spatio-temporal patterns of Toxaphene concentrations in sediment – SED-TOXA.

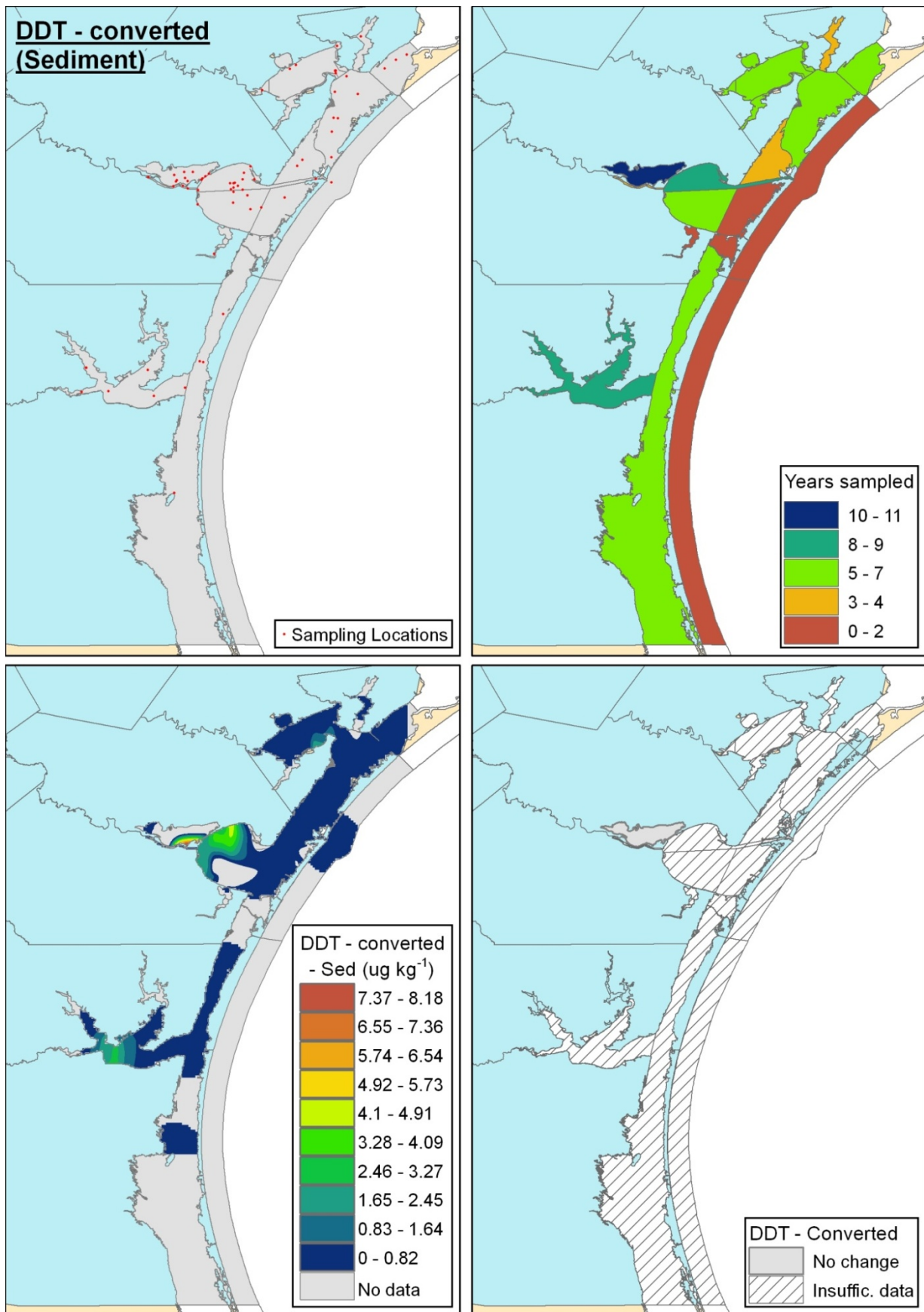


Figure 77. Spatio-temporal patterns of DDT concentrations (converted from proxy relations) in sediment – SED-XDDT.

Comparison with TCEQ Criteria

Annual means of each variable were compared with TCEQ water quality criteria to determine if any variables were potential causes for concern (TCEQ 2010; Table 5). If the variables within each TCEQ AU exceeded TCEQ criteria in more than two individual years and the criteria was exceeded within the last 5 years of sampling, then the variables are potentially in exceedance of TCEQ criteria. The criteria used for metals and organic substances in water are the 'Tidal Water Chronic' criteria. The criteria used for nutrients and chlorophyll-a are the screening levels for nutrients in estuary water bodies. The screening levels for nutrients in tidal streams are higher than those for estuaries but are not used in this report. The criteria used for sediment variables are the 'Marine Screening Levels for Sediment'.

Ammonia concentrations were above the TCEQ criteria for fourteen AUs including all of Copano, Aransas and St. Charles Bays, all of the Nueces Estuary, Baffin Bay and Petronila Creek. Annual means of ammonia exceeded TCEQ criteria most frequently in Nueces Bay (36 years) and Corpus Christi Inner Harbor (31 years) although there is a large and significant increase over time in Nueces Bay and a significant decrease over time in Corpus Christi Inner Harbor (Figure 5). Chlorophyll-a concentrations were also above the TCEQ criteria for fourteen AUs, with the most frequent exceedances occurring in the Baffin Bay complex (27 years) and Corpus Christi Inner Harbor (29 years). Petronila Creek exceeded the estuary criteria for Chlorophyll-a for 80 % of the years sampled including the last ten years sampled (2000-2010). Petronila Creek is currently listed as an area of concern for Chlorophyll-a concentration by TCEQ. Dissolved Copper concentrations were high in six AUs, notably Corpus Christi Inner Harbor (13 years) and North Corpus Christi Bay (12 years). Nitrate concentrations in water were above TCEQ criteria for at least 3 years for 15 of the 22 AUs. Nitrate concentrations exceeded TCEQ criteria most frequently in Nueces Bay (14 years), Corpus Christi Inner Harbor (12 years) and the Baffin Bay complex (11 years) although they occurred less than half of the years sampled and sampling only occurred up to 2004.

Nueces Bay sediments are the only sediments that exceed TCEQ criteria for zinc concentrations. The high zinc concentrations are known and the bay is currently in a Total Maximum Daily Load (TMDL) program (TCEQ 2007, Nicolau and Hill 2011).

Table 5. Water and sediment quality variables potentially in exceedance of TCEQ criteria.

Variables are listed if annual mean values exceeded criteria for at least 3 years and the criteria was exceeded within the last 5 years of sampling. Criteria are listed in TCEQ (2010).

Segment Number: Name Variable	Units	Criteria	Median	Range	Years Sampled		Years Criteria Exceeded		
					n	Range	n	%	Range
Water Quality									
2203_01: Petronila Creek Tidal									
Ammonium	mg l ⁻¹	0.1	0.06	(0.01-0.97)	22	(1982-2010)	4	18	(1989-2009)
Chlorophyll-a	µg l ⁻¹	11.6	23.27	(2.74-67.38)	20	(1989-2010)	16	80	(1989-2010)
Copper (Dissolved)	µg l ⁻¹	3.6	11	(5.5-22.5)	5	(1995-2001)	5	100	(1995-2001)
2463_01: Mesquite Bay/Carlos Bay/Ayres Bay									
Chlorophyll-a	µg l ⁻¹	11.6	8.23	(1.42-44.45)	38	(1972-2010)	9	24	(1972-2007)
Nitrate	mg l ⁻¹	0.17	0.04	(0.01-1.11)	28	(1969-2004)	5	18	(1975-2004)
2471A_01: Little Bay									
Chlorophyll-a	µg l ⁻¹	11.6	13.38	(9.82-31.33)	8	(2002-2010)	7	88	(2002-2010)
2471_01: Aransas Bay									
Ammonium	mg l ⁻¹	0.1	0.08	(0.01-1.91)	42	(1969-2010)	18	43	(1969-2010)
Nitrate	mg l ⁻¹	0.17	0.02	(0-1.03)	31	(1969-2004)	3	10	(1975-2004)
2472_01: Copano Bay/Port Bay/Mission Bay									
Ammonium	mg l ⁻¹	0.1	0.09	(0.03-0.56)	42	(1969-2010)	19	45	(1969-2009)
Nitrate	mg l ⁻¹	0.17	0.04	(0-3.97)	34	(1968-2004)	6	18	(1968-2004)
2472_02: Copano Bay (middle)									
Ammonium	mg l ⁻¹	0.1	0.14	(0.01-7.18)	28	(1971-2010)	15	54	(1972-2009)
Chlorophyll-a	µg l ⁻¹	11.6	7.12	(0.43-33.5)	12	(1972-2010)	3	25	(1972-2009)
Nitrate	mg l ⁻¹	0.17	0.02	(0-5.28)	18	(1968-2004)	4	22	(1968-2004)
2473_01: St. Charles Bay									
Ammonium	mg l ⁻¹	0.1	0.07	(0.03-2.08)	40	(1971-2010)	11	28	(1971-2009)
2481_01: North Corpus Christi Bay									
Ammonium	mg l ⁻¹	0.1	0.13	(0.02-0.76)	43	(1968-2010)	27	63	(1969-2010)
Chlorophyll-a	µg l ⁻¹	11.6	6.34	(1.67-344.4)	39	(1972-2010)	4	10	(1972-2010)
Nitrate	mg l ⁻¹	0.17	0.06	(0-1.86)	36	(1967-2004)	7	19	(1967-2004)
Arsenic (Dissolved)	µg l ⁻¹	78	13.02	(1.5-750)	20	(1990-2010)	4	20	(2006-2009)
Copper (Dissolved)	µg l ⁻¹	3.6	4.78	(0.71-40)	19	(1990-2010)	12	63	(1990-2010)
Lead (Dissolved)	µg l ⁻¹	5.3	3.89	(0.04-31)	20	(1990-2010)	6	30	(1990-2009)
2481_02: West Corpus Christi Bay									
Ammonium	mg l ⁻¹	0.1	0.06	(0-0.75)	42	(1969-2010)	11	26	(1972-2008)
Chlorophyll-a	µg l ⁻¹	3.6	6.43	(1-2061.95)	39	(1972-2010)	10	26	(1972-2009)
Nitrate	mg l ⁻¹	0.17	0.03	(0-1)	29	(1967-2004)	4	14	(1967-2004)
2481_03: East Corpus Christi Bay									
Ammonium	mg l ⁻¹	0.1	0.25	(0-2.07)	41	(1970-2010)	26	63	(1974-2010)
Chlorophyll-a	µg l ⁻¹	11.6	5.50	(2-6369.64)	34	(1972-2010)	9	26	(1972-2010)
Nitrate	mg l ⁻¹	0.17	0.03	(0-1.67)	33	(1970-2004)	9	27	(1975-2004)
2481_04: South Corpus Christi Bay									
Ammonium	mg l ⁻¹	0.1	0.08	(0-5.54)	30	(1968-2009)	11	37	(1968-2008)

Segment Number: Name Variable	Units	Criteria	Median	Range	Years Sampled		Years Criteria Exceeded		
					n	Range	n	%	Range
2482_01: Nueces Bay									
Ammonium	mg l ⁻¹	0.1	0.47	(0.06-12.51)	42	(1969-2010)	36	86	(1969-2010)
Chlorophyll-a	µg l ⁻¹	11.6	9.08	(1.84-25.56)	39	(1972-2010)	10	26	(1972-2008)
Nitrate	mg l ⁻¹	0.17	0.14	(0.03-11.5)	35	(1967-2004)	16	46	(1967-2004)
Copper (Dissolved)	µg l ⁻¹	3.6	4.07	(0.83-20)	10	(1999-2010)	5	50	(1999-2010)
Lead (Dissolved)	µg l ⁻¹	5.3	1.50	(0.04-25)	11	(1999-2010)	3	27	(1999-2009)
2483A_01: Conn Brown Harbor									
Ammonium	mg l ⁻¹	0.1	0.07	(0.02-0.51)	32	(1973-2010)	6	19	(1973-2009)
Chlorophyll-a	µg l ⁻¹	11.6	7.04	(1-19)	32	(1973-2010)	7	22	(1975-2006)
Copper (Dissolved)	µg l ⁻¹	3.6	7.80	(3-68.55)	4	(1997-2010)	3	75	(2007-2010)
2483_01: Redfish Bay									
Nitrate	mg l ⁻¹	0.17	0.03	(0-3.85)	32	(1967-2004)	4	13	(1967-2004)
2484_01: Corpus Christi Inner Harbor									
Ammonium	mg l ⁻¹	0.1	0.16	(0.05-1.37)	43	(1968-2010)	31	72	(1969-2010)
Chlorophyll-a	µg l ⁻¹	11.6	15.15	(2.14-70.78)	39	(1972-2010)	29	74	(1972-2010)
Nitrate	mg l ⁻¹	0.17	0.16	(0.03-0.97)	30	(1968-2004)	14	47	(1968-2004)
Arsenic (Dissolved)	µg l ⁻¹	78	10.00	(1.81-875)	21	(1990-2010)	4	19	(2006-2009)
Copper (Dissolved)	µg l ⁻¹	3.6	4.00	(1.14-80)	21	(1990-2010)	13	62	(1990-2010)
Lead (Dissolved)	µg l ⁻¹	5.3	4.40	(0.05-31.44)	21	(1990-2010)	8	38	(1990-2009)
2485_01: Upper Oso Bay									
Ammonium	mg l ⁻¹	0.1	0.13	(0.03-0.98)	15	(1972-2008)	8	53	(1972-2008)
Chlorophyll-a	µg l ⁻¹	11.6	11.50	(1-41.5)	14	(1972-2005)	7	50	(1972-2005)
Nitrate	mg l ⁻¹	0.17	0.06	(0.04-0.62)	8	(1972-1979)	3	38	(1975-1979)
2485_02: Mid Oso Bay									
Chlorophyll-a	µg l ⁻¹	11.6	16.19	(3-33.17)	30	(1981-2010)	17	57	(1981-2010)
Nitrate	mg l ⁻¹	0.17	0.06	(0.01-0.43)	18	(1981-2001)	4	22	(1986-1999)
2491_01: Laguna Madre									
Chlorophyll-a	µg l ⁻¹	11.6	10.19	(1.62-35.5)	39	(1972-2010)	18	46	(1972-2010)
Nitrate	mg l ⁻¹	0.17	0.03	(0-1.72)	34	(1968-2004)	7	21	(1968-2004)
2492_01: Baffin Bay/Alazan Bay/Cayo del Grullo/Laguna Salada									
Ammonium	mg l ⁻¹	0.1	0.10	(0.02-11.53)	43	(1968-2010)	20	47	(1968-2009)
Chlorophyll-a	µg l ⁻¹	11.6	15.40	(4.94-70.16)	39	(1972-2010)	27	69	(1972-2010)
Nitrate	mg l ⁻¹	0.17	0.05	(0-2.63)	35	(1968-2004)	11	31	(1968-2004)
Arsenic (Dissolved)	µg l ⁻¹	78	16.30	(2.18-1250)	10	(2000-2010)	4	40	(2006-2009)
Copper (Dissolved)	µg l ⁻¹	3.6	9.00	(1.11-33.5)	9	(2000-2010)	5	56	(2000-2010)
Lead (Dissolved)	µg l ⁻¹	5.3	5.00	(0.04-25)	9	(2000-2010)	3	33	(2000-2009)
2501_06: Gulf of Mexico - North									
Nitrate	mg l ⁻¹	0.17	0.03	(0-1.13)	28	(1967-2004)	4	14	(1975-2004)
Sediment Quality									
2482_01: Nueces Bay									
Zinc	mg kg ⁻¹	410	505	(98.4-3920)	21	(1972-1993)	12	57	(1973-1990)

References

- CBBEP 1998. Coastal Bend Bays Plan. CBBEP-1. Texas Natural Resource Conservation Commission, Austin, TX.
- ESRI. 2011. ArcGIS Desktop 10. Environmental Systems Research Institute, Redlands, California.
- Gribov A, K. Krivoruchko. 2011. Local polynomials for data detrending and interpolation in the presence of barriers. *Stochastic Environmental Research and Risk Assessment* 25:1057–1063.
- Montagna, P.A., K. Nelson and A. Uppaluri. 2012. Water and Sediment Quality Status and Trends in the Coastal Bend Area – Phase 1: Data Archiving and Publishing. Report submitted to the Coastal Bend Bays & Estuaries Program for project 1105. Texas A&M University - Corpus Christi, Harte Research Institute for Gulf of Mexico Studies, 16 pp.
- Nicolau, B.A. and E.M. Hill. 2011. Nueces Bay Total Maximum Daily Load Project – Year-five Implementation Effectiveness Monitoring Data Report. Report prepared for TCEQ. Texas A&M University - Corpus Christi, Center for Coastal Studies. 62 pp.
- Pollack J.B., A. Cleveland, T.A. Palmer, A.S. Reisinger, P.A. Montagna. 2012. A Restoration Suitability Index Model for the Eastern Oyster (*Crassostrea virginica*) in the Mission-Aransas Estuary, TX, USA. *PLoS ONE* 7(7): e40839. doi:10.1371/journal.pone.0040839
- SAS Institute Inc. 2011. Base SAS® 9.3 Procedures Guide. SAS Institute Inc., Cary, NC.
- Texas Commission on Environmental Quality (TCEQ). 2007. Implementation Plan for One Total Maximum Daily Load for Zinc in Oyster Tissue, Nueces Bay, Segment 2482. Total Maximum Daily Load Program, TCEQ, Austin, Texas. 12 pp.
- Texas Commission on Environmental Quality (TCEQ). 2010. 2010 Guidance for Assessing and Reporting Surface Water Quality in Texas. Surface Water Quality Monitoring Program, Monitoring and Assessment Section, Water Quality Planning Division, TCEQ. Austin, Texas. 163 pp.
http://www.tceq.texas.gov/assets/public/compliance/monops/water/10twqi/2010_guidance.pdf
- Texas Commission on Environmental Quality (TCEQ). 2011. Metadata for Shapefile au_rest_est.shp 'Reservoirs & Estuaries Assessment Units (2010) Updated July 1, 2011'.
<http://www.tceq.texas.gov/gis/hydro.html>
- Ward, G.H. and N.E. Armstrong. 1997a. Current Status and Historical Trends of Ambient Water, Sediment, Fish and Shellfish Tissue Quality in the CCBNEP Study Area. Final Report to the Corpus Christi Bay National Estuary Program, CCBNEP-13, Texas Natural Resource Conservation Commission, Austin, Texas. <http://www.cbbep.org/publicationshome.html>
- Ward, G.H. and N.E. Armstrong .1997b. Ambient Water, Sediment, and Tissue Quality of the Corpus Christi Bay Study Area: Present Status and Historical Trends. Final Report to the Corpus Christi Bay National Estuary Program, CCBNEP-23, Texas Natural Resource Conservation Commission, Austin, Texas. <http://www.cbbep.org/publicationshome.html>

Appendix 1: Temporal Trends (Summary Table and Plots) – Water Quality

Table 6. Summary of Spearman correlations between water quality variables and time.

AU = Assessment Unit, Corr = Spearman-rank correlation, Loc = Location, Bold are significant trends.

AU ID	AU Name	Variable Name	Variable Abbrev.	First Year	Last Year	Num. Years	Median Year	Corr. Var*Year		Num. Loc.	Mean Year/Loc
								r	p		
2203_01	Petronila Creek										
2203_01		<i>total alkalinity (as CaCO₃)</i>	WQALK	1984	2010	21	1998	-0.38	0.0881	2	10.50
2203_01		ammonia nitrogen	WQAMMN	1982	2010	22	1997.5	0.08	0.7370	2	11.00
2203_01		5-day BOD	WQBOD5			0				0	
2203_01		chlorophyll-a	WQCHLA	1989	2010	20	1998.5	0.51	0.0212	1	20.00
2203_01		chlorophyll-b	WQCHLB			0				0	
2203_01		cyanide	WQCYAN			0				0	
2203_01		dissolved oxygen	WQDO	1982	2010	22	1997.5	0.55	0.0084	2	11.00
2203_01		fecal coliforms	WQFCOLI	1992	2001	10	1996.5	0.35	0.3267	1	10.00
2203_01		total Kjeldahl nitrogen	WQKJLN	1993	2010	16	2000.5	-0.25	0.3446	1	16.00
2203_01		nitrite nitrogen	WQNO2N	1982	2004	7	1991	0.22	0.6383	2	3.50
2203_01		nitrate nitrogen	WQNO3N	1982	2004	8	1990.5	0.14	0.7418	2	4.00
2203_01		nitrate+nitrite	WQNOX	1982	2010	21	1998	0.17	0.4549	2	10.50
2203_01		dissolved orthophosphate (as P)	WQOPD	1984	2010	20	1998.5	0.01	0.9724	2	10.00
2203_01		total orthophosphate (as PO ₄)	WQOPO4	1984	1984	1	1984			1	1.00
2203_01		total organic nitrogen	WQORGN			0				0	
2203_01		oil & grease	WQO_G			0				0	
2203_01		pH	WQPH	1982	2010	22	1997.5	0.22	0.3342	2	11.00
2203_01		pheophytin-a	WQPHEO	1989	2006	16	1996.5	-0.06	0.8202	1	16.00
2203_01		salinity converted from proxy measures	WQSAL	1989	2010	20	1998.5	-0.62	0.0037	1	20.00
2203_01		Secchi depth of water	WQSECCHI	1989	2010	19	1998	-0.04	0.8720	1	19.00
2203_01		dissolved silica (as SiO ₂)	WQSIO2			0				0	
2203_01		total sulfate (as SO ₄)	WQSO4	1982	2010	22	1997.5	-0.30	0.1769	2	11.00
2203_01		total coliforms	WQTCOLI			0				0	
2203_01		temperature	WQTEMP	1982	2010	22	1997.5	0.20	0.3791	2	11.00
2203_01		total organic carbon	WQTOC	1982	2010	22	1997.5	0.07	0.7689	2	11.00
2203_01		<i>total phosphorus (as P)</i>	<i>WQTOTP</i>	<i>1982</i>	<i>2010</i>	<i>22</i>	<i>1997.5</i>	<i>0.40</i>	<i>0.0640</i>	<i>2</i>	<i>11.00</i>
2203_01		total phosphate (as PO ₄)	WQTPO4	1982	1984	2	1983	-1.00		1	2.00
2203_01		transmissivity, over 100 cm path	WQTRANS			0				0	
2203_01		total suspended solids	WQTSS	1982	2010	22	1997.5	0.15	0.5128	2	11.00
2203_01		turbidity of water, JTU	WQTURBJ			0				0	
2203_01		turbidity of water, NTU	WQTURBN			0				0	
2203_01		total volatile solids	WQVOLS			0				0	
2203_01		volatile suspended solids	WQVSS	1982	2010	22	1997.5	0.04	0.8516	2	11.00
2203_01		dissolved arsenic	WQmetasd	1995	2001	5	1997	-0.70	0.1881	1	5.00
2203_01		dissolved cadmium	WQmetcdd	1995	2001	5	1997	0.00	1.0000	1	5.00
2203_01		dissolved chromium	WQmetcrd	1995	2001	5	1997	-0.05	0.9347	1	5.00
2203_01		dissolved copper	WQmetcud	1995	2001	5	1997	-0.30	0.6238	1	5.00
2203_01		dissolved iron	WQmetfed			0				0	
2203_01		dissolved manganese	WQmetmnd			0				0	
2203_01		dissolved nickel	WQmetnid	1995	2001	5	1997	0.40	0.5046	1	5.00
2203_01		dissolved lead	WQmetpbd	1995	2001	5	1997	0.31	0.6144	1	5.00
2203_01		total selenium	WQmetset	1996	2001	4	1998.5	0.40	0.6000	1	4.00
2203_01		dissolved zinc	WQmetznd	1995	2001	5	1997	0.97	0.0048	1	5.00
2463_01	Mesquite Bay										

AU ID	AU Name	Variable Name	Variable Abbrev.	First Year	Last Year	Num. Years	Median Year	Corr. Var*Year		Num. Loc.	Mean Year/Loc
								r	p		
2463_01		total alkalinity (as CaCO3)	WQALK	1969	2010	36	1991.5	-0.30	0.0782	3	18.00
2463_01		ammonia nitrogen	WQAMMN	1969	2010	41	1989	-0.31	0.0525	10	8.80
2463_01		5-day BOD	WQBOD5	1969	1982	14	1975.5	-0.17	0.5528	4	5.50
2463_01		chlorophyll-a	WQCHLA	1972	2010	38	1990.5	-0.09	0.5714	10	7.10
2463_01		chlorophyll-b	WQCHLB			0				0	
2463_01		cyanide	WQCYAN			0				0	
2463_01		dissolved oxygen	WQDO	1967	2010	44	1988.5	-0.57	0.0001	2002	1.63
2463_01		fecal coliforms	WQFCOLI	1972	2005	33	1989	0.44	0.0095	11	13.91
2463_01		total Kjeldahl nitrogen	WQKJLN	1974	2010	27	1997	0.17	0.4050	7	5.14
2463_01		nitrite nitrogen	WQNO2N	1971	2004	22	1981.5	0.54	0.0091	9	5.67
2463_01		nitrate nitrogen	WQNO3N	1969	2004	28	1982.5	0.16	0.4268	10	7.70
2463_01		nitrate+nitrite	WQNOX	1971	2010	35	1992	0.36	0.0335	9	6.89
2463_01		dissolved orthophosphate (as P)	WQOPD	1971	2010	39	1990	0.17	0.2900	5	13.00
2463_01		total orthophosphate (as PO4)	WQOPO4	1973	1988	15	1980	0.03	0.9095	6	5.67
2463_01		total organic nitrogen	WQORGN	1972	1981	10	1976.5	0.65	0.0425	2	9.00
2463_01		oil & grease	WQO_G	1984	1988	2	1986	-1.00		3	1.67
2463_01		pH	WQPH	1958	2010	50	1984.5	-0.03	0.8165	20	9.80
2463_01		pheophytin-a	WQPHEO	1976	2006	30	1990.5	0.03	0.8638	6	7.83
2463_01		salinity converted from proxy measures	WQSAL	1958	2010	51	1985	-0.11	0.4550	2016	1.69
2463_01		Secchi depth of water	WQSECCHI	1971	2010	39	1990	-0.08	0.6285	13	7.62
2463_01		dissolved silica (as SiO2)	WQSIO2	1971	1988	9	1975	-0.30	0.4328	7	2.71
2463_01		total sulfate (as SO4)	WQSO4	1969	2010	41	1989	0.05	0.7636	6	11.83
2463_01		total coliforms	WQTCOLI	1958	1982	21	1970	0.21	0.3654	7	10.29
2463_01		temperature	WQTEMP	1958	2010	51	1985	0.28	0.0495	2015	1.69
2463_01		total organic carbon	WQTOC	1972	2010	38	1990.5	-0.74	0.0000	7	10.86
2463_01		total phosphorus (as P)	WQTOTP	1969	2010	41	1989	0.26	0.0996	6	14.33
2463_01		total phosphate (as PO4)	WQTPO4	1969	1985	17	1977	0.57	0.0161	4	8.00
2463_01		transmissivity, over 100 cm path	WQTRANS			0				0	
2463_01		total suspended solids	WQTSS	1966	2010	44	1987.5	-0.23	0.1404	281	2.02
2463_01		turbidity of water, JTU	WQTURBJ	1966	1986	21	1976	-0.08	0.7413	95	1.86
2463_01		turbidity of water, NTU	WQTURBN	1977	2009	33	1993	-0.03	0.8753	1926	1.55
2463_01		total volatile solids	WQVOLS			0				0	
2463_01		volatile suspended solids	WQVSS	1969	2010	41	1989	-0.57	0.0001	3	21.00
2463_01		dissolved arsenic	WQmetasd	1998	2003	3	1999	0.50	0.6667	2	1.50
2463_01		dissolved cadmium	WQmetcdd	1998	2003	3	1999	-1.00	0.0000	2	1.50
2463_01		dissolved chromium	WQmetcrd	1998	1999	2	1998.5	-1.00		1	2.00
2463_01		dissolved copper	WQmetcud	1998	2003	3	1999	-0.50	0.6667	2	1.50
2463_01		dissolved iron	WQmetfed			0				0	
2463_01		dissolved manganese	WQmetmnd			0				0	
2463_01		dissolved nickel	WQmetnid	1998	2003	3	1999	-0.50	0.6667	2	1.50
2463_01		dissolved lead	WQmetpbd	1998	2003	3	1999	-0.50	0.6667	2	1.50
2463_01		total selenium	WQmetset	1998	2003	3	1999	-0.50	0.6667	2	1.50
2463_01		dissolved zinc	WQmetznd	1998	2003	3	1999	-0.50	0.6667	2	1.50
2471A_01	Little Bay										
2471A_01		total alkalinity (as CaCO3)	WQALK	2002	2010	8	2006.5	-0.90	0.0020	1	8.00
2471A_01		ammonia nitrogen	WQAMMN	2002	2010	8	2006.5	-0.22	0.5990	1	8.00
2471A_01		5-day BOD	WQBOD5			0				0	
2471A_01		chlorophyll-a	WQCHLA	2002	2010	8	2006.5	0.05	0.9108	1	8.00

AU ID	AU Name	Variable Name	Variable Abbrev.	First Year	Last Year	Num. Years	Median Year	Corr. Var*Year		Num. Loc.	Mean Year/Loc
								r	p		
2471A_01		chlorophyll-b	WQCHLB			0		.		0	
2471A_01		cyanide	WQCYAN			0		.		0	
2471A_01		dissolved oxygen	WQDO	1969	2010	37	1992	-0.08	0.6353	123	1.91
2471A_01		fecal coliforms	WQFCOLI			0		.		0	
2471A_01		total Kjeldahl nitrogen	WQKJLN	2002	2010	8	2006.5	-0.50	0.2070	1	8.00
2471A_01		nitrite nitrogen	WQNO2N	2004	2004	1	2004	.		1	1.00
2471A_01		nitrate nitrogen	WQNO3N	2004	2004	1	2004	.		1	1.00
2471A_01		nitrate+nitrite	WQNOX	2002	2010	8	2006.5	-0.83	0.0114	1	8.00
2471A_01		dissolved orthophosphate (as P)	WQOPD	2002	2010	8	2006.5	-0.68	0.0618	1	8.00
2471A_01		total orthophosphate (as PO4)	WQOPO4			0		.		0	
2471A_01		total organic nitrogen	WQORGN			0		.		0	
2471A_01		oil & grease	WQO_G			0		.		0	
2471A_01		pH	WQPH	1969	2010	9	2006	0.67	0.0499	2	4.50
2471A_01		pheophytin-a	WQPHEO	2002	2005	3	2004	-0.87	0.3333	1	3.00
2471A_01		salinity converted from proxy measures	WQSAL	1969	2010	37	1992	-0.13	0.4277	123	1.90
2471A_01		Secchi depth of water	WQSECCHI	2002	2010	8	2006.5	-0.86	0.0065	1	8.00
2471A_01		dissolved silica (as SiO2)	WQSIO2			0		.		0	
2471A_01		total sulfate (as SO4)	WQSO4	2002	2010	8	2006.5	0.36	0.3851	1	8.00
2471A_01		total coliforms	WQTCOLI			0		.		0	
2471A_01		temperature	WQTEMP	1969	2010	37	1992	0.46	0.0041	123	1.91
2471A_01		total organic carbon	WQTOC	2002	2010	8	2006.5	0.87	0.0048	1	8.00
2471A_01		total phosphorus (as P)	WQTOTP	2002	2010	8	2006.5	-0.76	0.0280	1	8.00
2471A_01		total phosphate (as PO4)	WQTPO4			0		.		0	
2471A_01		transmissivity, over 100 cm path	WQTRANS			0		.		0	
2471A_01		total suspended solids	WQTSS	1969	2010	24	1989.5	-0.47	0.0211	33	2.09
2471A_01		turbidity of water, JTU	WQTURBJ	1969	1986	9	1982	-0.02	0.9661	14	1.57
2471A_01		turbidity of water, NTU	WQTURBN	1976	2009	34	1992.5	0.18	0.3210	111	1.73
2471A_01		total volatile solids	WQVOLS			0		.		0	
2471A_01		volatile suspended solids	WQVSS	2002	2010	8	2006.5	0.17	0.6915	1	8.00
2471A_01		dissolved arsenic	WQmetasd			0		.		0	
2471A_01		dissolved cadmium	WQmetcdd			0		.		0	
2471A_01		dissolved chromium	WQmetcrd			0		.		0	
2471A_01		dissolved copper	WQmetcud			0		.		0	
2471A_01		dissolved iron	WQmetfed			0		.		0	
2471A_01		dissolved manganese	WQmetmnd			0		.		0	
2471A_01		dissolved nickel	WQmetnid			0		.		0	
2471A_01		dissolved lead	WQmetpbd			0		.		0	
2471A_01		total selenium	WQmetset			0		.		0	
2471A_01		dissolved zinc	WQmetznd			0		.		0	
2471_01	Aransas Bay										
2471_01		total alkalinity (as CaCO3)	WQALK	1969	2010	36	1992.5	-0.44	0.0071	26	3.04
2471_01		ammonia nitrogen	WQAMMN	1969	2010	42	1989.5	0.32	0.0363	41	4.44
2471_01		5-day BOD	WQBOD5	1969	1976	8	1972.5	-0.33	0.4198	12	3.58
2471_01		chlorophyll-a	WQCHLA	1972	2010	39	1991	-0.07	0.6663	37	3.00
2471_01		chlorophyll-b	WQCHLB			0		.		0	
2471_01		cyanide	WQCYAN			0		.		0	
2471_01		dissolved oxygen	WQDO	1967	2010	43	1989	-0.64	0.0000	4835	1.78
2471_01		fecal coliforms	WQFCOLI	1970	2005	35	1988	0.43	0.0108	41	14.49

AU ID	AU Name	Variable Name	Variable Abbrev.	First Year	Last Year	Num. Years	Median Year	Corr. Var*Year		Num. Loc.	Mean Year/Loc
								r	p		
2471_01		total Kjeldahl nitrogen	WQKJLN	1974	2010	34	1993.5	-0.10	0.5645	40	2.33
2471_01		nitrite nitrogen	WQNO2N	1971	2004	29	1985	0.64	0.0002	15	6.33
2471_01		nitrate nitrogen	WQNO3N	1969	2004	31	1984	-0.21	0.2579	17	7.24
2471_01		nitrate+nitrite	WQNOX	1971	2010	40	1990.5	0.51	0.0009	16	6.69
2471_01		dissolved orthophosphate (as P)	WQOPD	1971	2010	40	1990.5	0.43	0.0054	13	7.15
2471_01		total orthophosphate (as PO4)	WQOPO4	1973	2009	25	1985	0.65	0.0004	5	10.00
2471_01		total organic nitrogen	WQORGN	1972	1982	11	1977	0.46	0.1509	9	4.22
2471_01		oil & grease	WQO_G	1984	1988	2	1986	-1.00		11	1.18
2471_01		pH	WQPH	1958	2010	50	1985.5	0.01	0.9285	75	7.12
2471_01		pheophytin-a	WQPHEO	1976	2006	31	1991	-0.19	0.3025	26	2.46
2471_01		salinity converted from proxy measures	WQSAL	1958	2010	52	1984.5	-0.05	0.7220	4879	1.87
2471_01		Secchi depth of water	WQSECCHI	1971	2010	40	1990.5	0.35	0.0284	43	4.70
2471_01		dissolved silica (as SiO2)	WQSIO2	1971	1979	7	1974	0.46	0.2939	10	2.80
2471_01		total sulfate (as SO4)	WQSO4	1969	2010	42	1989.5	0.07	0.6474	35	3.46
2471_01		total coliforms	WQTCOLI	1958	1983	21	1971	0.16	0.4997	27	8.59
2471_01		temperature	WQTEMP	1958	2010	52	1984.5	0.02	0.9087	4878	1.86
2471_01		total organic carbon	WQTOC	1972	2010	39	1991	-0.74	0.0000	60	2.78
2471_01		total phosphorus (as P)	WQTOTP	1969	2010	42	1989.5	0.39	0.0097	39	4.13
2471_01		total phosphate (as PO4)	WQTPO4	1969	1985	17	1977	0.31	0.2236	7	5.57
2471_01		transmissivity, over 100 cm path	WQTRANS			0				0	
2471_01		total suspended solids	WQTSS	1966	2010	45	1988	-0.62	0.0000	542	2.76
2471_01		turbidity of water, JTU	WQTURBJ	1966	1986	21	1976	-0.03	0.8845	240	2.12
2471_01		turbidity of water, NTU	WQTURBN	1975	2009	35	1992	-0.26	0.1244	4669	1.66
2471_01		total volatile solids	WQVOLS			0				0	
2471_01		volatile suspended solids	WQVSS	1969	2010	42	1989.5	-0.68	0.0000	27	3.37
2471_01		dissolved arsenic	WQmetasd	2000	2003	3	2001	-0.50	0.6667	27	1.04
2471_01		dissolved cadmium	WQmetcdd	2000	2003	3	2001	-1.00	0.0000	27	1.04
2471_01		dissolved chromium	WQmetcrd	2000	2001	2	2000.5			24	1.04
2471_01		dissolved copper	WQmetcud	2000	2003	3	2001	-0.50	0.6667	27	1.04
2471_01		dissolved iron	WQmetfed			0				0	
2471_01		dissolved manganese	WQmetmnd			0				0	
2471_01		dissolved nickel	WQmetnid	2000	2003	3	2001	-0.50	0.6667	27	1.04
2471_01		dissolved lead	WQmetpbd	2000	2003	3	2001	-1.00	0.0000	27	1.04
2471_01		total selenium	WQmetset	2000	2003	3	2001	-0.50	0.6667	27	1.04
2471_01		dissolved zinc	WQmetznd	2000	2003	3	2001	-1.00	0.0000	27	1.04
2472_01	Copano Bay periphery										
2472_01		total alkalinity (as CaCO3)	WQALK	1969	2010	36	1992.5	-0.25	0.1353	16	11.38
2472_01		ammonia nitrogen	WQAMMN	1969	2010	42	1989.5	0.12	0.4580	21	11.52
2472_01		5-day BOD	WQBOD5	1969	1982	14	1975.5	-0.24	0.4006	9	5.78
2472_01		chlorophyll-a	WQCHLA	1970	2010	40	1990.5	-0.38	0.0159	20	10.50
2472_01		chlorophyll-b	WQCHLB			0				0	
2472_01		cyanide	WQCYAN			0				0	
2472_01		dissolved oxygen	WQDO	1967	2010	43	1989	-0.47	0.0013	2169	1.68
2472_01		fecal coliforms	WQFCOLI	1970	2010	38	1989.5	-0.05	0.7866	25	15.48
2472_01		total Kjeldahl nitrogen	WQKJLN	1974	2010	27	1997	0.04	0.8584	19	3.79
2472_01		nitrite nitrogen	WQNO2N	1969	2004	26	1985.5	0.74	0.0000	12	8.08
2472_01		nitrate nitrogen	WQNO3N	1968	2004	34	1984.5	-0.16	0.3633	12	14.50
2472_01		nitrate+nitrite	WQNOX	1969	2010	37	1992	0.11	0.5141	12	12.00

AU ID	AU Name	Variable Name	Variable Abbrev.	First Year	Last Year	Num. Years	Median Year	Corr. Var*Year		Num. Loc.	Mean Year/Loc
								r	p		
2472_01		dissolved orthophosphate (as P)	WQOPD	1971	2010	40	1990.5	0.32	0.0469	11	16.27
2472_01		total orthophosphate (as PO4)	WQOPO4	1973	2009	26	1989.5	0.71	0.0000	7	13.00
2472_01		total organic nitrogen	WQORGN	1972	1981	10	1976.5	0.08	0.8287	3	5.67
2472_01		oil & grease	WQO_G			0				0	
2472_01		pH	WQPH	1958	2010	49	1986	0.00	0.9944	30	11.63
2472_01		pheophytin-a	WQPHEO	1976	2010	35	1993	-0.52	0.0013	16	9.19
2472_01		salinity converted from proxy measures	WQSAL	1958	2010	51	1985	-0.13	0.3570	2179	1.75
2472_01		Secchi depth of water	WQSECCHI	1968	2010	41	1990	-0.43	0.0051	21	8.05
2472_01		dissolved silica (as SiO2)	WQSIO2	1968	1982	13	1976	-0.15	0.6158	4	6.25
2472_01		total sulfate (as SO4)	WQSO4	1968	2010	43	1989	0.21	0.1673	19	12.53
2472_01		total coliforms	WQTCOLI	1958	1983	21	1973	0.73	0.0002	16	6.75
2472_01		temperature	WQTEMP	1958	2010	51	1985	0.09	0.5524	2179	1.75
2472_01		total organic carbon	WQTOC	1970	2010	40	1990.5	-0.77	0.0000	20	10.50
2472_01		total phosphorus (as P)	WQTOTP	1969	2010	42	1989.5	0.10	0.5297	20	12.05
2472_01		total phosphate (as PO4)	WQTPO4	1969	1985	17	1977	0.40	0.1145	7	13.57
2472_01		transmissivity, over 100 cm path	WQTRANS			0				0	
2472_01		total suspended solids	WQTSS	1966	2010	45	1988	-0.09	0.5462	455	2.20
2472_01		turbidity of water, JTU	WQTURBJ	1966	1986	21	1976	0.14	0.5330	172	1.62
2472_01		turbidity of water, NTU	WQTURBN	1975	2010	36	1992.5	0.14	0.4276	2028	1.51
2472_01		total volatile solids	WQVOLS	1974	1974	1	1974			1	1.00
2472_01		volatile suspended solids	WQVSS	1969	2010	42	1989.5	-0.44	0.0033	16	12.94
2472_01		dissolved arsenic	WQmetasd	2000	2001	2	2000.5	-1.00		9	1.00
2472_01		dissolved cadmium	WQmetcdd	2000	2001	2	2000.5	-1.00		9	1.00
2472_01		dissolved chromium	WQmetcrd	2000	2001	2	2000.5			9	1.00
2472_01		dissolved copper	WQmetcud	2000	2001	2	2000.5	-1.00		9	1.00
2472_01		dissolved iron	WQmetfed			0				0	
2472_01		dissolved manganese	WQmetmnd			0				0	
2472_01		dissolved nickel	WQmetnid	2000	2001	2	2000.5	-1.00		9	1.00
2472_01		dissolved lead	WQmetpbd	2000	2001	2	2000.5	-1.00		9	1.00
2472_01		total selenium	WQmetset	1974	2001	4	1988.5	-0.80	0.2000	11	1.18
2472_01		dissolved zinc	WQmetznd	2000	2001	2	2000.5	-1.00		9	1.00
2472_02	Copano Bay										
2472_02		total alkalinity (as CaCO3)	WQALK	1999	2010	10	2005.5	0.07	0.8548	20	1.40
2472_02		ammonia nitrogen	WQAMMN	1971	2010	28	1996	0.40	0.0343	27	2.33
2472_02		5-day BOD	WQBOD5	1971	1976	6	1973.5	-0.49	0.3287	3	4.00
2472_02		chlorophyll-a	WQCHLA	1972	2010	12	2004.5	0.22	0.4907	23	1.39
2472_02		chlorophyll-b	WQCHLB			0				0	
2472_02		cyanide	WQCYAN			0				0	
2472_02		dissolved oxygen	WQDO	1967	2010	43	1989	-0.54	0.0002	3475	1.84
2472_02		fecal coliforms	WQFCOLI	1974	2005	30	1990.5	0.28	0.1348	17	14.47
2472_02		total Kjeldahl nitrogen	WQKJLN	1974	2010	19	1999	0.09	0.6997	25	1.68
2472_02		nitrite nitrogen	WQNO2N	1968	2004	19	1979	0.54	0.0180	8	3.63
2472_02		nitrate nitrogen	WQNO3N	1968	2004	18	1978.5	-0.15	0.5437	8	3.63
2472_02		nitrate+nitrite	WQNOX	1971	2010	24	1994.5	0.34	0.1075	9	3.78
2472_02		dissolved orthophosphate (as P)	WQOPD	1971	2010	12	2004.5	-0.08	0.8119	5	3.20
2472_02		total orthophosphate (as PO4)	WQOPO4	1994	2009	13	2003	-0.09	0.7615	1	13.00
2472_02		total organic nitrogen	WQORGN	1972	1981	10	1976.5	0.78	0.0075	5	3.40
2472_02		oil & grease	WQO_G			0				0	

AU ID	AU Name	Variable Name	Variable Abbrev.	First Year	Last Year	Num. Years	Median Year	Corr. Var*Year		Num. Loc.	Mean Year/Loc
								r	p		
2472_02		pH	WQPH	1958	2010	41	1981	0.05	0.7373	52	6.02
2472_02		pheophytin-a	WQPHEO	1999	2006	6	2002.5	0.88	0.0206	20	1.20
2472_02		salinity converted from proxy measures	WQSAL	1958	2010	52	1984.5	-0.08	0.5586	3492	1.92
2472_02		Secchi depth of water	WQSECCHI	1968	2010	26	1991.5	0.31	0.1250	35	3.11
2472_02		dissolved silica (as SiO2)	WQSIO2	1968	1979	7	1973	0.07	0.8790	4	3.25
2472_02		total sulfate (as SO4)	WQSO4	1968	2010	17	2000	0.42	0.0919	24	1.63
2472_02		total coliforms	WQTCOLI	1958	1981	16	1967.5	0.23	0.3827	13	11.31
2472_02		temperature	WQTEMP	1958	2010	52	1984.5	-0.01	0.9689	3492	1.91
2472_02		total organic carbon	WQTOC	1972	2010	20	1990.5	-0.82	0.0000	26	1.77
2472_02		total phosphorus (as P)	WQTOTP	1971	2010	22	1981.5	0.18	0.4135	26	1.96
2472_02		total phosphate (as PO4)	WQTPO4	1979	1979	1	1979	.	.	2	1.00
2472_02		transmissivity, over 100 cm path	WQTRANS			0		.	.	0	
2472_02		total suspended solids	WQTSS	1966	2010	39	1985	-0.49	0.0015	245	3.26
2472_02		turbidity of water, JTU	WQTURBJ	1966	1986	19	1976	0.12	0.6165	127	2.20
2472_02		turbidity of water, NTU	WQTURBN	1976	2009	34	1992.5	-0.03	0.8793	3391	1.77
2472_02		total volatile solids	WQVOLS			0		.	.	0	
2472_02		volatile suspended solids	WQVSS	1999	2010	10	2005.5	0.23	0.5282	20	1.40
2472_02		dissolved arsenic	WQmetasd	2000	2003	3	2001	0.50	0.6667	21	1.00
2472_02		dissolved cadmium	WQmetcdd	2000	2003	3	2001	-0.50	0.6667	21	1.00
2472_02		dissolved chromium	WQmetcrd	2000	2001	2	2000.5	.	.	19	1.00
2472_02		dissolved copper	WQmetcud	2000	2003	3	2001	-0.50	0.6667	21	1.00
2472_02		dissolved iron	WQmetfed			0		.	.	0	
2472_02		dissolved manganese	WQmetmnd			0		.	.	0	
2472_02		dissolved nickel	WQmetnid	2000	2003	3	2001	-1.00	0.0000	21	1.00
2472_02		dissolved lead	WQmetpbd	2000	2003	3	2001	0.50	0.6667	21	1.00
2472_02		total selenium	WQmetset	2000	2003	3	2001	0.50	0.6667	21	1.00
2472_02		dissolved zinc	WQmetznd	2000	2003	3	2001	-0.87	0.3333	21	1.00
2473_01	St. Charles Bay										
2473_01		total alkalinity (as CaCO3)	WQALK	1976	2010	34	1992.5	-0.34	0.0491	3	17.67
2473_01		ammonia nitrogen	WQAMMN	1971	2010	40	1990.5	0.03	0.8532	6	12.83
2473_01		5-day BOD	WQBOD5	1971	1976	6	1973.5	-0.49	0.3287	2	3.50
2473_01		chlorophyll-a	WQCHLA	1972	2010	39	1991	-0.31	0.0533	4	15.25
2473_01		chlorophyll-b	WQCHLB			0		.	.	0	
2473_01		cyanide	WQCYAN			0		.	.	0	
2473_01		dissolved oxygen	WQDO	1969	2010	42	1989.5	-0.26	0.0963	1112	1.58
2473_01		fecal coliforms	WQFCOLI	1972	2005	33	1989	0.08	0.6707	8	12.63
2473_01		total Kjeldahl nitrogen	WQKJLN	1974	2001	19	1985	-0.13	0.6064	4	7.25
2473_01		nitrite nitrogen	WQNO2N	1971	2001	19	1989	0.28	0.2522	4	7.00
2473_01		nitrate nitrogen	WQNO3N	1971	2001	27	1984	-0.56	0.0023	4	13.75
2473_01		nitrate+nitrite	WQNOX	1971	2010	39	1991	-0.23	0.1633	4	12.00
2473_01		dissolved orthophosphate (as P)	WQOPD	1971	2003	33	1987	-0.05	0.7619	4	14.00
2473_01		total orthophosphate (as PO4)	WQOPO4	1973	2009	21	1983	0.64	0.0019	3	11.33
2473_01		total organic nitrogen	WQORGN	1972	1976	5	1974	-0.10	0.8729	2	3.00
2473_01		oil & grease	WQO_G			0		.	.	0	
2473_01		pH	WQPH	1969	2010	42	1989.5	-0.37	0.0147	16	5.69
2473_01		pheophytin-a	WQPHEO	1976	2010	33	1992	-0.43	0.0129	3	15.00
2473_01		salinity converted from proxy measures	WQSAL	1966	2010	45	1988	0.07	0.6467	1122	1.62
2473_01		Secchi depth of water	WQSECCHI	1971	2010	33	1994	0.11	0.5289	6	8.50

AU ID	AU Name	Variable Name	Variable Abbrev.	First Year	Last Year	Num. Years	Median Year	Corr. Var*Year		Num. Loc.	Mean Year/Loc
								r	p		
2473_01		dissolved silica (as SIO2)	WQSIO2	1971	1976	6	1973.5	-0.37	0.4685	2	3.50
2473_01		total sulfate (as SO4)	WQSO4	1971	2010	40	1990.5	0.34	0.0320	4	16.50
2473_01		total coliforms	WQTCOLI	1972	1984	12	1977.5	0.78	0.0026	2	7.50
2473_01		temperature	WQTEMP	1966	2010	45	1988	0.08	0.5878	1118	1.62
2473_01		total organic carbon	WQTOC	1972	2010	39	1991	-0.75	0.0000	5	12.60
2473_01		total phosphorus (as P)	WQTOTP	1971	2010	40	1990.5	-0.10	0.5581	5	14.00
2473_01		total phosphate (as PO4)	WQTPO4	1973	1985	13	1979	0.09	0.7615	2	13.00
2473_01		transmissivity, over 100 cm path	WQTRANS			0				0	
2473_01		total suspended solids	WQTSS	1966	2010	45	1988	-0.21	0.1588	250	1.98
2473_01		turbidity of water, JTU	WQTURBJ	1966	1986	20	1976.5	0.23	0.3227	115	1.55
2473_01		turbidity of water, NTU	WQTURBN	1975	2010	36	1992.5	-0.14	0.4258	1041	1.47
2473_01		total volatile solids	WQVOLS			0				0	
2473_01		<i>volatile suspended solids</i>	<i>WQVSS</i>	<i>1973</i>	<i>2008</i>	<i>36</i>	<i>1990.5</i>	<i>-0.30</i>	<i>0.0786</i>	<i>3</i>	<i>19.33</i>
2473_01		dissolved arsenic	WQmetasd	2000	2001	2	2000.5	-1.00		2	1.50
2473_01		dissolved cadmium	WQmetcdd	2000	2001	2	2000.5			2	1.50
2473_01		dissolved chromium	WQmetcrd	2000	2001	2	2000.5			2	1.50
2473_01		dissolved copper	WQmetcud	2000	2001	2	2000.5	1.00		2	1.50
2473_01		dissolved iron	WQmetfed			0				0	
2473_01		dissolved manganese	WQmetmnd			0				0	
2473_01		dissolved nickel	WQmetnid	2000	2001	2	2000.5	1.00		2	1.50
2473_01		dissolved lead	WQmetpbd	2000	2001	2	2000.5	1.00		2	1.50
2473_01		total selenium	WQmetset	2000	2001	2	2000.5	1.00		2	1.50
2473_01		dissolved zinc	WQmetznd	2000	2001	2	2000.5	-1.00		2	1.50
2481_01	North CC Bay										
2481_01		total alkalinity (as CaCO3)	WQALK	1969	2010	37	1992	-0.45	0.0052	32	7.78
2481_01		ammonia nitrogen	WQAMMN	1968	2010	43	1989	0.25	0.1098	77	6.03
2481_01		5-day BOD	WQBOD5	1968	1994	13	1974	-0.04	0.9007	36	2.78
2481_01		chlorophyll-a	WQCHLA	1972	2010	39	1991	-0.04	0.8219	61	5.74
2481_01		chlorophyll-b	WQCHLB	1972	1978	5	1976	-0.40	0.5046	7	1.43
2481_01		cyanide	WQCYAN	1975	1977	3	1976	-0.50	0.6667	5	1.40
2481_01		<i>dissolved oxygen</i>	<i>WQDO</i>	<i>1952</i>	<i>2010</i>	<i>47</i>	<i>1987</i>	<i>-0.27</i>	<i>0.0667</i>	<i>2790</i>	<i>1.91</i>
2481_01		fecal coliforms	WQFCOLI	1970	2005	35	1988	-0.11	0.5112	66	8.24
2481_01		total Kjeldahl nitrogen	WQKJLN	1974	2010	34	1993.5	-0.01	0.9569	60	3.15
2481_01		nitrite nitrogen	WQNO2N	1968	2004	35	1985	0.79	0.0000	40	6.18
2481_01		nitrate nitrogen	WQNO3N	1967	2004	36	1984.5	0.11	0.5262	62	6.44
2481_01		nitrate+nitrite	WQNOX	1968	2010	43	1989	0.30	0.0493	44	6.70
2481_01		dissolved orthophosphate (as P)	WQOPD	1967	2010	44	1988.5	0.20	0.1856	34	9.94
2481_01		total orthophosphate (as PO4)	WQOPO4	1973	2010	35	1993	0.71	0.0000	29	6.21
2481_01		total organic nitrogen	WQORGN	1972	1983	12	1977.5	0.38	0.2170	14	3.29
2481_01		oil & grease	WQO_G	1975	1988	7	1984	-0.40	0.3786	22	1.14
2481_01		pH	WQPH	1952	2010	51	1985	-0.33	0.0175	115	6.37
2481_01		pheophytin-a	WQPHEO	1976	2008	32	1991.5	-0.18	0.3278	41	4.98
2481_01		salinity converted from proxy measures	WQSAL	1952	2010	52	1984.5	-0.04	0.7579	2830	1.99
2481_01		Secchi depth of water	WQSECCHI	1968	2010	43	1989	0.50	0.0006	72	5.19
2481_01		dissolved silica (as SIO2)	WQSIO2	1967	1988	12	1972.5	-0.48	0.1182	23	2.74
2481_01		total sulfate (as SO4)	WQSO4	1967	2010	44	1988.5	0.44	0.0028	51	7.20
2481_01		total coliforms	WQTCOLI	1960	1985	25	1973	0.16	0.4339	27	8.59
2481_01		temperature	WQTEMP	1952	2010	52	1984.5	0.03	0.8400	2787	2.02

AU ID	AU Name	Variable Name	Variable Abbrev.	First Year	Last Year	Num. Years	Median Year	Corr. Var*Year		Num. Loc.	Mean Year/Loc
								r	p		
2481_01		total organic carbon	WQTOC	1972	2010	39	1991	-0.81	0.0000	71	5.17
2481_01		total phosphorus (as P)	WQTOTP	1968	2010	43	1989	-0.02	0.9158	53	7.79
2481_01		total phosphate (as PO4)	WQTPO4	1969	1985	17	1977	-0.08	0.7719	18	8.22
2481_01		transmissivity, over 100 cm path	WQTRANS	1970	1973	4	1971.5	0.00	1.0000	5	4.00
2481_01		total suspended solids	WQTSS	1966	2010	44	1988.5	-0.55	0.0001	459	3.03
2481_01		turbidity of water, JTU	WQTURBJ	1966	1986	20	1976.5	0.16	0.4980	205	1.98
2481_01		turbidity of water, NTU	WQTURBN	1975	2010	36	1992.5	-0.05	0.7850	2537	1.67
2481_01		total volatile solids	WQVOLS	1975	1977	2	1976	1.00		5	1.00
2481_01		volatile suspended solids	WQVSS	1969	2010	42	1989.5	-0.81	0.0000	37	7.95
2481_01		dissolved arsenic	WQmetasd	1990	2010	20	2000.5	0.27	0.2477	21	2.24
2481_01		dissolved cadmium	WQmetcdd	1990	2010	20	2000.5	0.21	0.3796	21	2.24
2481_01		dissolved chromium	WQmetcrd	1990	2010	20	2000.5	-0.28	0.2321	20	2.30
2481_01		dissolved copper	WQmetcud	1990	2010	19	2000	0.29	0.2310	21	2.19
2481_01		dissolved iron	WQmetfed	1992	2010	9	2006	-0.29	0.4538	2	4.50
2481_01		dissolved manganese	WQmetmnd	1992	2010	9	2006	-0.82	0.0066	2	4.50
2481_01		dissolved nickel	WQmetnid	1990	2010	20	2000.5	-0.60	0.0053	21	2.24
2481_01		dissolved lead	WQmetpbd	1990	2010	20	2000.5	-0.29	0.2109	21	2.24
2481_01		total selenium	WQmetset	1974	2010	22	1998	-0.52	0.0134	23	2.26
2481_01		dissolved zinc	WQmetznd	1990	2010	20	2000.5	-0.49	0.0279	22	2.23
2481_02	West CC Bay										
2481_02		total alkalinity (as CaCO3)	WQALK	1976	2010	35	1993	-0.45	0.0063	25	4.52
2481_02		<i>ammonia nitrogen</i>	<i>WQAMMN</i>	<i>1969</i>	<i>2010</i>	<i>42</i>	<i>1989.5</i>	<i>-0.26</i>	<i>0.0960</i>	<i>53</i>	<i>4.11</i>
2481_02		5-day BOD	WQBOD5	1969	1978	9	1973	-0.32	0.4064	17	2.47
2481_02		<i>chlorophyll-a</i>	<i>WQCHLA</i>	<i>1972</i>	<i>2010</i>	<i>39</i>	<i>1991</i>	<i>-0.31</i>	<i>0.0576</i>	<i>44</i>	<i>4.00</i>
2481_02		chlorophyll-b	WQCHLB	1972	1977	4	1975.5	0.40	0.6000	6	1.33
2481_02		cyanide	WQCYAN	1969	1977	4	1975.5	-0.80	0.2000	6	1.33
2481_02		dissolved oxygen	WQDO	1952	2010	47	1987	-0.34	0.0208	2007	1.94
2481_02		fecal coliforms	WQFCOLI	1972	2005	34	1988.5	-0.09	0.6031	34	10.82
2481_02		total Kjeldahl nitrogen	WQKJLN	1974	2010	34	1993.5	0.16	0.3656	31	3.06
2481_02		nitrite nitrogen	WQNO2N	1969	2004	28	1982.5	0.52	0.0041	20	6.15
2481_02		nitrate nitrogen	WQNO3N	1967	2004	29	1982	-0.06	0.7652	35	5.54
2481_02		nitrate+nitrite	WQNOX	1969	2010	42	1989.5	0.39	0.0115	22	6.50
2481_02		dissolved orthophosphate (as P)	WQOPD	1967	2010	43	1989	-0.01	0.9666	23	6.91
2481_02		<i>total orthophosphate (as PO4)</i>	<i>WQOPO4</i>	<i>1973</i>	<i>2008</i>	<i>16</i>	<i>1980.5</i>	<i>-0.45</i>	<i>0.0781</i>	<i>21</i>	<i>3.48</i>
2481_02		total organic nitrogen	WQORGN	1972	1983	12	1977.5	0.44	0.1517	7	5.43
2481_02		oil & grease	WQO_G	1987	1987	1	1987			3	1.00
2481_02		pH	WQPH	1952	2010	51	1985	-0.40	0.0035	106	5.39
2481_02		pheophytin-a	WQPHEO	1976	2006	31	1991	-0.45	0.0120	29	3.66
2481_02		salinity converted from proxy measures	WQSAL	1952	2010	52	1984.5	0.00	0.9904	2041	2.02
2481_02		Secchi depth of water	WQSECCHI	1969	2010	42	1989.5	-0.06	0.7049	58	4.07
2481_02		dissolved silica (as SiO2)	WQSIO2	1967	1988	18	1976.5	-0.33	0.1793	18	3.00
2481_02		total sulfate (as SO4)	WQSO4	1967	2010	43	1989	0.24	0.1268	40	4.40
2481_02		total coliforms	WQTCOLI	1960	1985	24	1972.5	0.54	0.0059	14	10.64
2481_02		temperature	WQTEMP	1960	2010	51	1985	-0.02	0.8892	2007	2.05
2481_02		total organic carbon	WQTOC	1972	2010	39	1991	-0.84	0.0000	39	4.82
2481_02		total phosphorus (as P)	WQTOTP	1969	2010	42	1989.5	-0.24	0.1254	41	5.05
2481_02		total phosphate (as PO4)	WQTPO4	1973	1985	13	1979	-0.37	0.2159	9	6.33
2481_02		transmissivity, over 100 cm path	WQTRANS	1970	1973	4	1971.5	-0.40	0.6000	3	4.00

AU ID	AU Name	Variable Name	Variable Abbrev.	First Year	Last Year	Num. Years	Median Year	Corr. Var*Year		Num. Loc.	Mean Year/Loc
								r	p		
2481_02		total suspended solids	WQTSS	1966	2010	44	1988.5	-0.40	0.0078	200	4.50
2481_02		turbidity of water, JTU	WQTURBJ	1966	1986	18	1977	0.44	0.0686	114	2.42
2481_02		turbidity of water, NTU	WQTURBN	1975	2010	36	1992.5	0.14	0.4166	1865	1.69
2481_02		total volatile solids	WQVOLS			0				0	
2481_02		volatile suspended solids	WQVSS	1973	2010	38	1991.5	-0.78	0.0000	29	4.38
2481_02		dissolved arsenic	WQmetasd	1999	2003	5	2001	-0.60	0.2848	23	1.13
2481_02		dissolved cadmium	WQmetcdd	1999	2003	5	2001	-0.70	0.1881	23	1.13
2481_02		dissolved chromium	WQmetcrd	1999	2002	4	2000.5	0.40	0.6000	21	1.14
2481_02		dissolved copper	WQmetcud	1999	2003	5	2001	-0.70	0.1881	23	1.13
2481_02		dissolved iron	WQmetfed			0				0	
2481_02		dissolved manganese	WQmetmnd			0				0	
2481_02		dissolved nickel	WQmetnid	1999	2003	5	2001	-0.70	0.1881	23	1.13
2481_02		dissolved lead	WQmetpbd	1999	2003	5	2001	-0.90	0.0374	23	1.13
2481_02		total selenium	WQmetset	1974	2003	5	2000	-0.30	0.6238	23	1.13
2481_02		dissolved zinc	WQmetznd	1999	2003	5	2001	-0.90	0.0374	23	1.13
2481_03	East CC Bay										
2481_03		total alkalinity (as CaCO3)	WQALK	1976	2010	24	1998.5	-0.51	0.0102	17	2.59
2481_03		ammonia nitrogen	WQAMMN	1970	2010	41	1990	0.61	0.0000	41	3.80
2481_03		5-day BOD	WQBOD5	1970	1978	8	1973.5	-0.67	0.0710	8	2.25
2481_03		chlorophyll-a	WQCHLA	1972	2010	34	1988.5	0.00	0.9979	34	2.68
2481_03		chlorophyll-b	WQCHLB	1975	1977	3	1976	-0.87	0.3333	3	1.67
2481_03		cyanide	WQCYAN	1975	1976	2	1975.5	-1.00		3	1.33
2481_03		dissolved oxygen	WQDO	1952	2010	44	1988.5	-0.60	0.0000	2266	1.84
2481_03		fecal coliforms	WQFCOLI	1972	2007	31	1992	0.46	0.0086	14	9.00
2481_03		total Kjeldahl nitrogen	WQKJLN	1974	2010	32	1992	0.15	0.4244	21	3.14
2481_03		nitrite nitrogen	WQNO2N	1970	2004	33	1986	0.76	0.0000	16	5.38
2481_03		nitrate nitrogen	WQNO3N	1970	2004	33	1986	0.33	0.0570	21	4.52
2481_03		nitrate+nitrite	WQNOX	1970	2010	40	1990.5	0.53	0.0005	18	5.56
2481_03		dissolved orthophosphate (as P)	WQOPD	1970	2010	36	1987.5	0.53	0.0008	9	6.22
2481_03		total orthophosphate (as PO4)	WQOPO4	1973	2010	35	1993	0.62	0.0001	19	4.05
2481_03		total organic nitrogen	WQORGN	1972	1983	11	1977	0.55	0.0788	5	4.40
2481_03		oil & grease	WQO_G			0				0	
2481_03		pH	WQPH	1960	2010	39	1982	-0.31	0.0555	46	4.78
2481_03		pheophytin-a	WQPHEO	1982	2006	15	1999	0.46	0.0882	22	1.73
2481_03		salinity converted from proxy measures	WQSAL	1952	2010	50	1985.5	0.09	0.5402	2295	1.90
2481_03		Secchi depth of water	WQSECCHI	1969	2010	38	1990.5	0.05	0.7457	30	3.50
2481_03		dissolved silica (as SiO2)	WQSIO2	1970	1993	14	1981.5	0.09	0.7479	11	2.45
2481_03		total sulfate (as SO4)	WQSO4	1973	2010	33	1989	0.15	0.4130	22	3.00
2481_03		total coliforms	WQTCOLI	1960	1983	18	1973.5	0.68	0.0019	8	7.63
2481_03		temperature	WQTEMP	1960	2010	49	1986	0.52	0.0001	2279	1.90
2481_03		total organic carbon	WQTOC	1972	2010	36	1989.5	-0.76	0.0000	25	3.56
2481_03		total phosphorus (as P)	WQTOTP	1970	2010	36	1987.5	0.22	0.1978	24	3.75
2481_03		total phosphate (as PO4)	WQTPO4	1973	1983	11	1978	0.56	0.0710	2	6.00
2481_03		transmissivity, over 100 cm path	WQTRANS	1970	1973	4	1971.5	-0.80	0.2000	3	4.00
2481_03		total suspended solids	WQTSS	1966	2010	43	1988	-0.40	0.0076	356	2.78
2481_03		turbidity of water, JTU	WQTURBJ	1966	1986	19	1977	0.41	0.0800	165	1.93
2481_03		turbidity of water, NTU	WQTURBN	1975	2010	36	1992.5	-0.23	0.1845	2155	1.71
2481_03		total volatile solids	WQVOLS			0				0	

AU ID	AU Name	Variable Name	Variable Abbrev.	First Year	Last Year	Num. Years	Median Year	Corr. Var*Year		Num. Loc.	Mean Year/Loc
								r	p		
2481_03		volatile suspended solids	WQVSS	1973	2010	27	1997	-0.65	0.0003	18	2.67
2481_03		dissolved arsenic	WQmetasd	1999	2002	4	2000.5	-0.80	0.2000	15	1.20
2481_03		dissolved cadmium	WQmetcdd	1999	2002	4	2000.5	-0.40	0.6000	15	1.20
2481_03		dissolved chromium	WQmetcrd	1999	2002	4	2000.5	0.32	0.6838	15	1.20
2481_03		dissolved copper	WQmetcud	1999	2002	4	2000.5	-0.40	0.6000	15	1.20
2481_03		dissolved iron	WQmetfed			0		.		0	
2481_03		dissolved manganese	WQmetmnd			0		.		0	
2481_03		dissolved nickel	WQmetnid	1999	2002	4	2000.5	-0.40	0.6000	15	1.20
2481_03		dissolved lead	WQmetpbd	1999	2002	4	2000.5	-0.80	0.2000	15	1.20
2481_03		total selenium	WQmetset	1999	2001	3	2000	0.50	0.6667	15	1.13
2481_03		dissolved zinc	WQmetznd	1999	2002	4	2000.5	-1.00	0.0000	15	1.20
2481_04	South CC Bay										
2481_04		total alkalinity (as CaCO3)	WQALK	1969	2002	3	2001	-0.50	0.6667	6	1.00
2481_04		ammonia nitrogen	WQAMMN	1968	2009	30	1982.5	-0.13	0.4937	19	4.74
2481_04		5-day BOD	WQBOD5	1968	1976	9	1972	-0.30	0.4328	4	4.25
2481_04		chlorophyll-a	WQCHLA	1972	2002	13	1985	-0.64	0.0178	10	3.00
2481_04		chlorophyll-b	WQCHLB	1972	1976	3	1975	0.87	0.3333	1	3.00
2481_04		cyanide	WQCYAN	1976	1976	1	1976	.		1	1.00
2481_04		dissolved oxygen	WQDO	1967	2009	43	1988	0.02	0.9013	655	1.55
2481_04		fecal coliforms	WQFCOLI	1970	2007	27	1994	-0.16	0.4381	7	8.29
2481_04		total Kjeldahl nitrogen	WQKJLN	1974	2002	18	1982.5	0.68	0.0019	7	4.00
2481_04		nitrite nitrogen	WQNO2N	1967	1989	22	1978.5	0.28	0.2109	7	5.43
2481_04		nitrate nitrogen	WQNO3N	1967	1989	22	1977.5	-0.52	0.0125	8	6.25
2481_04		nitrate+nitrite	WQNOX	1968	2002	22	1979.5	0.26	0.2407	12	3.42
2481_04		dissolved orthophosphate (as P)	WQOPD	1967	2002	17	1983	-0.17	0.5103	10	3.20
2481_04		total orthophosphate (as PO4)	WQOPO4	1973	2009	11	2004	-0.28	0.4000	10	4.90
2481_04		<i>total organic nitrogen</i>	<i>WQORGN</i>	<i>1974</i>	<i>1983</i>	<i>10</i>	<i>1978.5</i>	<i>0.56</i>	<i>0.0897</i>	<i>1</i>	<i>10.00</i>
2481_04		oil & grease	WQO_G			0		.		0	
2481_04		pH	WQPH	1967	2002	20	1976.5	-0.57	0.0085	18	4.22
2481_04		pheophytin-a	WQPHEO	1987	2002	4	1994.5	-0.80	0.2000	7	1.29
2481_04		<i>salinity converted from proxy measures</i>	<i>WQSAL</i>	<i>1958</i>	<i>2009</i>	<i>44</i>	<i>1987.5</i>	<i>0.29</i>	<i>0.0580</i>	<i>660</i>	<i>1.60</i>
2481_04		Secchi depth of water	WQSECCHI	1969	2002	21	1980	0.10	0.6663	13	4.15
2481_04		dissolved silica (as SiO2)	WQSIO2	1967	1988	11	1973	-0.27	0.4171	5	3.40
2481_04		total sulfate (as SO4)	WQSO4	1967	2002	19	1976	0.85	0.0000	9	3.89
2481_04		total coliforms	WQTCOLI	1970	1975	5	1973	-0.30	0.6238	2	3.00
2481_04		temperature	WQTEMP	1967	2009	43	1988	0.20	0.1952	660	1.61
2481_04		total organic carbon	WQTOC	1972	2002	21	1982	-0.67	0.0009	9	3.67
2481_04		total phosphorus (as P)	WQTOTP	1968	2002	24	1979.5	-0.06	0.7836	10	4.40
2481_04		total phosphate (as PO4)	WQTPO4	1969	1979	8	1972.5	-0.19	0.6514	2	4.00
2481_04		transmissivity, over 100 cm path	WQTRANS			0		.		0	
2481_04		total suspended solids	WQTSS	1969	2002	27	1982	-0.50	0.0079	136	1.92
2481_04		turbidity of water, JTU	WQTURBJ	1969	1986	17	1977	0.68	0.0025	53	1.75
2481_04		turbidity of water, NTU	WQTURBN	1975	2009	35	1992	-0.44	0.0077	602	1.41
2481_04		total volatile solids	WQVOLS			0		.		0	
2481_04		volatile suspended solids	WQVSS	1969	2002	9	1973	-0.37	0.3317	6	2.00
2481_04		dissolved arsenic	WQmetasd	2001	2003	3	2002	0.50	0.6667	5	1.00
2481_04		dissolved cadmium	WQmetcdd	2001	2003	3	2002	0.00	1.0000	5	1.00
2481_04		dissolved chromium	WQmetcrd	2001	2002	2	2001.5	.		4	1.00

AU ID	AU Name	Variable Name	Variable Abbrev.	First Year	Last Year	Num. Years	Median Year	Corr. Var*Year		Num. Loc.	Mean Year/Loc
								r	p		
2481_04		dissolved copper	WQmetcud	2001	2003	3	2002	-0.50	0.6667	5	1.00
2481_04		dissolved iron	WQmetfed			0				0	
2481_04		dissolved manganese	WQmetmnd			0				0	
2481_04		dissolved nickel	WQmetnid	2001	2003	3	2002	0.50	0.6667	5	1.00
2481_04		dissolved lead	WQmetpbd	2001	2003	3	2002	-0.50	0.6667	5	1.00
2481_04		total selenium	WQmetset	2001	2003	3	2002	-1.00	0.0000	5	1.00
2481_04		dissolved zinc	WQmetznd	2001	2003	3	2002	0.00	1.0000	5	1.00
2482_01	Nueces Bay										
2482_01		<i>total alkalinity (as CaCO3)</i>	WQALK	1969	2010	37	1992	-0.28	0.0969	23	7.13
2482_01		ammonia nitrogen	WQAMMN	1969	2010	42	1989.5	0.75	0.0000	52	6.38
2482_01		5-day BOD	WQBOD5	1969	1983	15	1976	-0.09	0.7466	5	7.00
2482_01		chlorophyll-a	WQCHLA	1972	2010	39	1991	-0.35	0.0286	42	5.67
2482_01		chlorophyll-b	WQCHLB	1972	1976	3	1975	0.00	1.0000	2	2.50
2482_01		cyanide	WQCYAN	1975	1976	2	1975.5	-1.00		2	1.50
2482_01		dissolved oxygen	WQDO	1967	2010	44	1988.5	-0.19	0.2216	2098	1.92
2482_01		fecal coliforms	WQFCOLI	1970	2005	35	1988	0.15	0.3808	32	10.63
2482_01		<i>total Kjeldahl nitrogen</i>	WQKJLN	1974	2010	34	1993.5	-0.34	0.0514	28	3.36
2482_01		nitrite nitrogen	WQNO2N	1969	2004	34	1985.5	0.79	0.0000	36	5.03
2482_01		nitrate nitrogen	WQNO3N	1967	2004	35	1985	0.48	0.0036	41	6.37
2482_01		nitrate+nitrite	WQNOX	1969	2010	42	1989.5	0.22	0.1580	37	5.59
2482_01		dissolved orthophosphate (as P)	WQOPD	1967	2010	43	1989	0.39	0.0096	15	13.40
2482_01		total orthophosphate (as PO4)	WQOPO4	1973	2010	35	1993	0.65	0.0000	24	6.38
2482_01		<i>total organic nitrogen</i>	WQORGN	1972	1983	12	1977.5	0.51	0.0918	6	3.50
2482_01		oil & grease	WQO_G			0				0	
2482_01		pH	WQPH	1959	2010	50	1985.5	-0.03	0.8506	72	7.29
2482_01		pheophytin-a	WQPHEO	1976	2008	32	1991.5	0.00	0.9856	39	4.21
2482_01		salinity converted from proxy measures	WQSAL	1959	2010	51	1985	0.01	0.9533	2112	2.03
2482_01		Secchi depth of water	WQSECCHI	1969	2010	42	1989.5	0.33	0.0348	51	5.14
2482_01		dissolved silica (as SiO2)	WQSIO2	1967	1988	18	1976.5	-0.23	0.3514	20	2.80
2482_01		total sulfate (as SO4)	WQSO4	1967	2010	43	1989	0.21	0.1796	27	8.37
2482_01		total coliforms	WQTCOLI	1959	1985	23	1973	0.30	0.1637	22	8.50
2482_01		temperature	WQTEMP	1959	2010	51	1985	0.01	0.9227	2122	2.03
2482_01		total organic carbon	WQTOC	1972	2010	39	1991	-0.81	0.0000	29	7.10
2482_01		total phosphorus (as P)	WQTOTP	1969	2010	42	1989.5	0.24	0.1182	31	7.61
2482_01		total phosphate (as PO4)	WQTPO4	1969	1985	17	1977	-0.21	0.4279	7	12.43
2482_01		transmissivity, over 100 cm path	WQTRANS			0				0	
2482_01		total suspended solids	WQTSS	1966	2010	44	1988.5	-0.38	0.0103	368	2.67
2482_01		turbidity of water, JTU	WQTURBJ	1966	1986	20	1976.5	0.24	0.3131	143	1.77
2482_01		turbidity of water, NTU	WQTURBN	1976	2010	35	1993	-0.27	0.1140	1928	1.72
2482_01		total volatile solids	WQVOLS	1975	1975	1	1975			1	1.00
2482_01		volatile suspended solids	WQVSS	1969	2010	42	1989.5	-0.47	0.0015	22	8.45
2482_01		dissolved arsenic	WQmetasd	1999	2010	10	2003.5	0.36	0.3104	16	1.50
2482_01		dissolved cadmium	WQmetcdd	1999	2010	12	2004.5	0.44	0.1517	16	1.63
2482_01		dissolved chromium	WQmetcrd	1999	2010	12	2004.5	-0.39	0.2133	14	1.71
2482_01		dissolved copper	WQmetcud	1999	2010	10	2003.5	0.43	0.2145	16	1.50
2482_01		dissolved iron	WQmetfed	2005	2010	6	2007.5			1	6.00
2482_01		dissolved manganese	WQmetmnd	2005	2010	6	2007.5	-0.39	0.4411	1	6.00
2482_01		dissolved nickel	WQmetnid	1999	2010	12	2004.5	0.01	0.9724	16	1.63

AU ID	AU Name	Variable Name	Variable Abbrev.	First Year	Last Year	Num. Years	Median Year	Corr. Var*Year		Num. Loc.	Mean Year/Loc
								r	p		
2482_01		dissolved lead	WQmetpbd	1999	2010	11	2004	0.19	0.5824	16	1.56
2482_01		total selenium	WQmetset	1974	2010	16	2002	-0.62	0.0103	16	1.81
2482_01		dissolved zinc	WQmetznd	1999	2010	12	2004.5	-0.45	0.1414	23	2.26
2483A_01	Conn Brown Hrbr										
2483A_01		total alkalinity (as CaCO3)	WQALK	1976	2010	29	1990	-0.55	0.0021	3	15.33
2483A_01		ammonia nitrogen	WQAMMN	1973	2010	32	1988.5	-0.44	0.0108	3	16.67
2483A_01		5-day BOD	WQBOD5			0		.		0	
2483A_01		chlorophyll-a	WQCHLA	1973	2010	32	1988.5	-0.15	0.4236	3	17.33
2483A_01		chlorophyll-b	WQCHLB			0		.		0	
2483A_01		cyanide	WQCYAN			0		.		0	
2483A_01		dissolved oxygen	WQDO	1967	2010	37	1988	-0.49	0.0019	11	7.45
2483A_01		fecal coliforms	WQFCOLI	1973	2001	16	1991.5	0.18	0.4978	2	10.50
2483A_01		total Kjeldahl nitrogen	WQKJLN	1993	2001	6	1995.5	-0.66	0.1562	1	6.00
2483A_01		nitrite nitrogen	WQNO2N	1976	1994	12	1981.5	-0.37	0.2368	2	7.50
2483A_01		nitrate nitrogen	WQNO3N	1973	1994	22	1983.5	-0.70	0.0003	2	18.50
2483A_01		<i>nitrate+nitrite</i>	<i>WQNOX</i>	<i>1976</i>	<i>2010</i>	<i>23</i>	<i>1993</i>	<i>-0.36</i>	<i>0.0951</i>	<i>3</i>	<i>8.33</i>
2483A_01		dissolved orthophosphate (as P)	WQOPD	1973	2001	27	1986	0.28	0.1603	2	23.00
2483A_01		total orthophosphate (as PO4)	WQOPO4	1973	1985	13	1979	-0.13	0.6654	2	12.50
2483A_01		total organic nitrogen	WQORGN			0		.		0	
2483A_01		oil & grease	WQO_G			0		.		0	
2483A_01		<i>pH</i>	<i>WQPH</i>	<i>1969</i>	<i>2010</i>	<i>36</i>	<i>1988.5</i>	<i>-0.29</i>	<i>0.0838</i>	<i>4</i>	<i>14.25</i>
2483A_01		pheophytin-a	WQPHEO	1976	2010	29	1990	-0.56	0.0015	3	13.00
2483A_01		salinity converted from proxy measures	WQSAL	1967	2010	37	1988	0.42	0.0089	11	6.09
2483A_01		Secchi depth of water	WQSECCHI	1969	2010	33	1990	0.37	0.0352	4	12.25
2483A_01		dissolved silica (as SiO2)	WQSIO2			0		.		0	
2483A_01		<i>total sulfate (as SO4)</i>	<i>WQSO4</i>	<i>1973</i>	<i>2010</i>	<i>32</i>	<i>1988.5</i>	<i>0.30</i>	<i>0.0967</i>	<i>3</i>	<i>17.33</i>
2483A_01		total coliforms	WQTCOLI	1973	1983	10	1978.5	-0.47	0.1662	1	10.00
2483A_01		temperature	WQTEMP	1967	2010	37	1988	-0.03	0.8421	11	7.45
2483A_01		total organic carbon	WQTOC	1974	2010	31	1989	-0.77	0.0000	3	15.67
2483A_01		total phosphorus (as P)	WQTOTP	1973	2010	32	1988.5	0.22	0.2278	3	17.33
2483A_01		total phosphate (as PO4)	WQTPO4	1973	1985	13	1979	0.02	0.9568	2	13.00
2483A_01		transmissivity, over 100 cm path	WQTRANS			0		.		0	
2483A_01		total suspended solids	WQTSS	1969	2010	34	1987.5	-0.16	0.3633	8	7.75
2483A_01		turbidity of water, JTU	WQTURBJ	1973	1986	8	1976.5	0.72	0.0446	6	1.67
2483A_01		turbidity of water, NTU	WQTURBN	1979	2010	15	1992	0.39	0.1558	6	3.50
2483A_01		total volatile solids	WQVOLS			0		.		0	
2483A_01		volatile suspended solids	WQVSS	1973	2008	30	1987.5	-0.63	0.0002	3	16.67
2483A_01		dissolved arsenic	WQmetasd	1997	2010	4	2008	-0.20	0.8000	2	2.00
2483A_01		dissolved cadmium	WQmetcdd	1997	2010	4	2008.5	-0.40	0.6000	2	2.00
2483A_01		dissolved chromium	WQmetcrd	1997	2010	5	2008	0.78	0.1176	2	2.50
2483A_01		dissolved copper	WQmetcud	1997	2010	4	2007.5	0.20	0.8000	2	2.00
2483A_01		dissolved iron	WQmetfed	2008	2010	3	2009	.		1	3.00
2483A_01		dissolved manganese	WQmetmnd	2007	2010	4	2008.5	-0.77	0.2254	1	4.00
2483A_01		dissolved nickel	WQmetnid	1997	2010	5	2008	-0.78	0.1176	2	2.50
2483A_01		dissolved lead	WQmetpbd	1997	2010	5	2008	-0.46	0.4338	2	2.50
2483A_01		total selenium	WQmetset	1997	2010	5	2008	-0.89	0.0405	2	2.50
2483A_01		dissolved zinc	WQmetznd	2007	2010	4	2008.5	-0.77	0.2254	1	4.00
2483_01	Redfish Bay										

AU ID	AU Name	Variable Name	Variable Abbrev.	First Year	Last Year	Num. Years	Median Year	Corr. Var*Year		Num. Loc.	Mean Year/Loc
								r	p		
2483_01		total alkalinity (as CaCO3)	WQALK	1976	2010	34	1992.5	-0.62	0.0001	12	5.75
2483_01		ammonia nitrogen	WQAMMN	1969	2010	42	1989.5	-0.35	0.0248	22	4.77
2483_01		5-day BOD	WQBOD5	1967	1976	9	1972	-0.56	0.1163	5	3.80
2483_01		chlorophyll-a	WQCHLA	1972	2010	39	1991	-0.15	0.3667	16	5.19
2483_01		chlorophyll-b	WQCHLB			0				0	
2483_01		cyanide	WQCYAN	1976	1976	1	1976			1	1.00
2483_01		dissolved oxygen	WQDO	1967	2010	43	1989	-0.33	0.0303	1935	1.73
2483_01		fecal coliforms	WQFCOLI	1972	2005	33	1989	-0.11	0.5350	15	17.53
2483_01		<i>total Kjeldahl nitrogen</i>	<i>WQKJLN</i>	<i>1974</i>	<i>2005</i>	<i>28</i>	<i>1987.5</i>	<i>0.33</i>	<i>0.0868</i>	<i>16</i>	<i>3.63</i>
2483_01		nitrite nitrogen	WQNO2N	1969	2004	27	1982	0.58	0.0017	11	4.64
2483_01		nitrate nitrogen	WQNO3N	1967	2004	32	1983.5	0.01	0.9745	17	5.12
2483_01		<i>nitrate+nitrite</i>	<i>WQNOX</i>	<i>1969</i>	<i>2010</i>	<i>42</i>	<i>1989.5</i>	<i>0.30</i>	<i>0.0519</i>	<i>12</i>	<i>6.17</i>
2483_01		dissolved orthophosphate (as P)	WQOPD	1967	2005	38	1986.5	0.50	0.0015	10	7.40
2483_01		total orthophosphate (as PO4)	WQOPO4	1973	1985	13	1979	0.34	0.2540	4	7.00
2483_01		<i>total organic nitrogen</i>	<i>WQORGN</i>	<i>1972</i>	<i>1983</i>	<i>11</i>	<i>1977</i>	<i>0.56</i>	<i>0.0710</i>	<i>6</i>	<i>3.00</i>
2483_01		oil & grease	WQO_G			0				0	
2483_01		pH	WQPH	1967	2010	43	1989	-0.39	0.0102	40	6.40
2483_01		pheophytin-a	WQPHEO	1976	2010	34	1992.5	-0.43	0.0107	12	5.17
2483_01		salinity converted from proxy measures	WQSAL	1963	2010	48	1986.5	-0.05	0.7157	1949	1.80
2483_01		Secchi depth of water	WQSECCHI	1969	2010	42	1989.5	-0.54	0.0002	22	5.05
2483_01		dissolved silica (as SiO2)	WQSIO2	1967	1976	9	1972	-0.37	0.3317	3	4.33
2483_01		total sulfate (as SO4)	WQSO4	1967	2010	42	1989.5	0.25	0.1130	16	5.50
2483_01		total coliforms	WQTCOLI	1970	1984	14	1977.5	0.44	0.1138	12	7.50
2483_01		temperature	WQTEMP	1963	2010	48	1986.5	0.05	0.7261	1949	1.81
2483_01		total organic carbon	WQTOC	1972	2010	39	1991	-0.86	0.0000	24	4.00
2483_01		total phosphorus (as P)	WQTOTP	1969	2010	42	1989.5	0.48	0.0013	22	5.05
2483_01		total phosphate (as PO4)	WQTPO4	1971	1985	15	1978	0.26	0.3441	5	6.60
2483_01		transmissivity, over 100 cm path	WQTRANS			0				0	
2483_01		total suspended solids	WQTSS	1966	2010	44	1988.5	0.15	0.3382	440	1.91
2483_01		turbidity of water, JTU	WQTURBJ	1966	1986	20	1976.5	0.38	0.1033	176	1.53
2483_01		turbidity of water, NTU	WQTURBN	1975	2010	36	1992.5	0.13	0.4544	1792	1.59
2483_01		total volatile solids	WQVOLS			0				0	
2483_01		volatile suspended solids	WQVSS	1971	2008	38	1989.5	-0.40	0.0125	14	5.64
2483_01		dissolved arsenic	WQmetasd	2000	2003	4	2001.5	-0.60	0.4000	11	1.18
2483_01		dissolved cadmium	WQmetcdd	2000	2003	4	2001.5	-0.80	0.2000	11	1.18
2483_01		dissolved chromium	WQmetcrd	2000	2002	3	2001	-0.50	0.6667	10	1.20
2483_01		dissolved copper	WQmetcud	2000	2003	4	2001.5	-0.80	0.2000	11	1.18
2483_01		dissolved iron	WQmetfed			0				0	
2483_01		dissolved manganese	WQmetmnd			0				0	
2483_01		dissolved nickel	WQmetnid	2000	2003	4	2001.5	-0.80	0.2000	11	1.18
2483_01		dissolved lead	WQmetpbid	2000	2003	4	2001.5	-0.80	0.2000	11	1.18
2483_01		total selenium	WQmetset	1974	2003	4	2000.5	-0.20	0.8000	12	1.08
2483_01		dissolved zinc	WQmetznd	2000	2003	4	2001.5	-0.80	0.2000	11	1.18
2484_01	CC Inner Hrbr										
2484_01		total alkalinity (as CaCO3)	WQALK	1969	2010	37	1992	-0.49	0.0022	24	8.38
2484_01		ammonia nitrogen	WQAMMN	1968	2010	43	1989	-0.82	0.0000	38	6.74
2484_01		<i>5-day BOD</i>	<i>WQBOD5</i>	<i>1968</i>	<i>1992</i>	<i>16</i>	<i>1975.5</i>	<i>-0.49</i>	<i>0.0517</i>	<i>37</i>	<i>1.97</i>
2484_01		chlorophyll-a	WQCHLA	1972	2010	39	1991	-0.52	0.0008	27	8.07

AU ID	AU Name	Variable Name	Variable Abbrev.	First Year	Last Year	Num. Years	Median Year	Corr. Var*Year		Num. Loc.	Mean Year/Loc
								r	p		
2484_01		chlorophyll-b	WQCHLB	1975	1978	2	1976.5	-1.00	.	4	1.00
2484_01		cyanide	WQCYAN			0		.	.	0	
2484_01		dissolved oxygen	WQDO	1952	2010	47	1987	0.33	0.0228	81	4.63
2484_01		fecal coliforms	WQFCOLI	1971	2003	33	1987	-0.26	0.1376	34	5.41
2484_01		total Kjeldahl nitrogen	WQKJLN	1974	2010	33	1994	-0.42	0.0154	31	3.87
2484_01		nitrite nitrogen	WQNO2N	1968	2004	27	1981	0.70	0.0000	21	6.10
2484_01		<i>nitrate nitrogen</i>	<i>WQNO3N</i>	<i>1968</i>	<i>2004</i>	<i>30</i>	<i>1982.5</i>	<i>0.31</i>	<i>0.0946</i>	<i>34</i>	<i>5.91</i>
2484_01		nitrate+nitrite	WQNOX	1968	2010	43	1989	0.53	0.0003	21	9.05
2484_01		dissolved orthophosphate (as P)	WQOPD	1968	2010	43	1989	-0.23	0.1355	29	7.97
2484_01		<i>total orthophosphate (as PO4)</i>	<i>WQOPO4</i>	<i>1973</i>	<i>1985</i>	<i>13</i>	<i>1979</i>	<i>0.55</i>	<i>0.0518</i>	<i>24</i>	<i>4.00</i>
2484_01		total organic nitrogen	WQORGN	1974	1983	10	1978.5	0.24	0.5109	12	1.75
2484_01		oil & grease	WQO_G	1975	1988	3	1977	-1.00	0.0000	15	1.00
2484_01		pH	WQPH	1960	2010	50	1985.5	-0.21	0.1399	61	5.84
2484_01		pheophytin-a	WQPHEO	1976	2006	31	1991	-0.08	0.6876	16	9.69
2484_01		salinity converted from proxy measures	WQSAL	1960	2010	50	1985.5	-0.19	0.1845	65	4.94
2484_01		Secchi depth of water	WQSECCHI	1969	2010	42	1989.5	0.00	0.9923	16	12.88
2484_01		dissolved silica (as SiO2)	WQSIO2	1968	1976	9	1972	-0.37	0.3317	4	4.50
2484_01		<i>total sulfate (as SO4)</i>	<i>WQSO4</i>	<i>1968</i>	<i>2010</i>	<i>43</i>	<i>1989</i>	<i>0.27</i>	<i>0.0846</i>	<i>27</i>	<i>8.41</i>
2484_01		total coliforms	WQTCOLI	1960	1985	23	1972	0.25	0.2578	21	3.90
2484_01		temperature	WQTEMP	1960	2010	50	1985.5	-0.05	0.7124	72	5.24
2484_01		total organic carbon	WQTOC	1973	2010	38	1991.5	-0.76	0.0000	28	7.68
2484_01		total phosphorus (as P)	WQTOTP	1968	2010	43	1989	-0.45	0.0022	29	8.52
2484_01		total phosphate (as PO4)	WQTPO4	1969	1985	17	1977	0.54	0.0255	25	4.04
2484_01		transmissivity, over 100 cm path	WQTRANS	1970	1973	4	1971.5	-0.80	0.2000	1	4.00
2484_01		total suspended solids	WQTSS	1969	2010	42	1989.5	-0.37	0.0168	35	7.69
2484_01		turbidity of water, JTU	WQTURBJ	1969	1976	6	1973.5	-0.46	0.3542	9	2.22
2484_01		turbidity of water, NTU	WQTURBN	2004	2010	4	2006.5	-0.40	0.6000	5	3.20
2484_01		total volatile solids	WQVOLS	1975	1977	2	1976	1.00	.	21	1.10
2484_01		volatile suspended solids	WQVSS	1969	2010	42	1989.5	-0.67	0.0000	20	10.65
2484_01		dissolved arsenic	WQmetasd	1990	2010	21	2000	0.33	0.1402	4	10.75
2484_01		dissolved cadmium	WQmetcdd	1990	2010	21	2000	0.13	0.5690	4	10.75
2484_01		dissolved chromium	WQmetcrd	1990	2010	21	2000	-0.17	0.4628	4	10.75
2484_01		dissolved copper	WQmetcud	1990	2010	21	2000	0.25	0.2674	4	11.75
2484_01		dissolved iron	WQmetfed	1992	2010	9	2006	-0.29	0.4538	3	5.33
2484_01		dissolved manganese	WQmetmnd	1992	2010	9	2006	-0.38	0.3084	3	5.33
2484_01		dissolved nickel	WQmetnid	1990	2010	21	2000	-0.66	0.0011	4	10.75
2484_01		dissolved lead	WQmetpbd	1990	2010	21	2000	-0.13	0.5798	4	10.75
2484_01		total selenium	WQmetset	1974	2010	18	1999.5	-0.35	0.1487	4	9.75
2484_01		dissolved zinc	WQmetznd	1990	2010	21	2000	-0.47	0.0311	5	10.40
2485_01	Upper Oso Bay										
2485_01		<i>total alkalinity (as CaCO3)</i>	<i>WQALK</i>	<i>1976</i>	<i>2005</i>	<i>10</i>	<i>1997</i>	<i>0.61</i>	<i>0.0600</i>	<i>3</i>	<i>4.33</i>
2485_01		<i>ammonia nitrogen</i>	<i>WQAMMN</i>	<i>1972</i>	<i>2008</i>	<i>15</i>	<i>1979</i>	<i>-0.47</i>	<i>0.0786</i>	<i>5</i>	<i>3.80</i>
2485_01		5-day BOD	WQBOD5	1971	1973	3	1972	1.00	0.0000	1	3.00
2485_01		chlorophyll-a	WQCHLA	1972	2005	14	1978.5	-0.32	0.2668	3	5.67
2485_01		chlorophyll-b	WQCHLB			0		.	.	0	
2485_01		cyanide	WQCYAN			0		.	.	0	
2485_01		dissolved oxygen	WQDO	1971	2008	31	1991	-0.73	0.0000	73	1.90
2485_01		fecal coliforms	WQFCOLI	1972	2000	11	1977	0.31	0.3539	1	11.00

AU ID	AU Name	Variable Name	Variable Abbrev.	First Year	Last Year	Num. Years	Median Year	Corr. Var*Year		Num. Loc.	Mean Year/Loc
								r	p		
2485_01		total Kjeldahl nitrogen	WQKJLN	1995	2005	6	2001.5	0.20	0.7040	3	3.00
2485_01		nitrite nitrogen	WQNO2N	1976	1979	4	1977.5	0.21	0.7892	1	4.00
2485_01		nitrate nitrogen	WQNO3N	1972	1979	8	1975.5	0.57	0.1390	1	8.00
2485_01		nitrate+nitrite	WQNOX	1976	2005	10	1997	0.15	0.6761	3	4.33
2485_01		dissolved orthophosphate (as P)	WQOPD	1973	2005	13	1979	-0.43	0.1473	3	5.33
2485_01		total orthophosphate (as PO4)	WQOPO4	1973	2008	8	1976.5	-0.31	0.4556	3	3.00
2485_01		total organic nitrogen	WQORGN			0		.		0	
2485_01		oil & grease	WQO_G			0		.		0	
2485_01		pH	WQPH	1971	2008	17	1979	-0.26	0.3092	5	4.40
2485_01		pheophytin-a	WQPHEO	1976	2005	10	1997	-0.34	0.3358	3	4.33
2485_01		salinity converted from proxy measures	WQSAL	1971	2008	31	1991	0.42	0.0200	73	1.90
2485_01		Secchi depth of water	WQSECCHI	1995	2006	7	2003	-0.75	0.0522	3	3.67
2485_01		dissolved silica (as SiO2)	WQSIO2			0		.		0	
2485_01		total sulfate (as SO4)	WQSO4	1971	2005	15	1978	0.74	0.0016	3	6.00
2485_01		total coliforms	WQTCOLI	1972	1979	6	1974.5	0.37	0.4685	1	6.00
2485_01		temperature	WQTEMP	1972	2008	30	1991.5	0.30	0.1131	73	1.89
2485_01		total organic carbon	WQTOC	1974	2005	12	1987	-0.45	0.1403	3	5.00
2485_01		total phosphorus (as P)	WQTOTP	1972	2005	14	1978.5	-0.35	0.2145	3	5.67
2485_01		total phosphate (as PO4)	WQTPO4	1972	1979	8	1975.5	-0.31	0.4528	1	8.00
2485_01		transmissivity, over 100 cm path	WQTRANS			0		.		0	
2485_01		total suspended solids	WQTSS	1971	2005	24	1987.5	-0.28	0.1795	37	1.86
2485_01		turbidity of water, JTU	WQTURBJ	1971	1986	8	1974.5	-0.90	0.0020	7	1.71
2485_01		turbidity of water, NTU	WQTURBN	1985	2005	19	1994	0.07	0.7779	67	1.69
2485_01		total volatile solids	WQVOLS			0		.		0	
2485_01		volatile suspended solids	WQVSS	1972	2005	14	1978.5	-0.59	0.0260	3	5.67
2485_01		dissolved arsenic	WQmetasd	2000	2000	1	2000	.		1	1.00
2485_01		dissolved cadmium	WQmetcdd	2000	2000	1	2000	.		1	1.00
2485_01		dissolved chromium	WQmetcrd	2000	2000	1	2000	.		1	1.00
2485_01		dissolved copper	WQmetcud	2000	2000	1	2000	.		1	1.00
2485_01		dissolved iron	WQmetfed			0		.		0	
2485_01		dissolved manganese	WQmetmnd			0		.		0	
2485_01		dissolved nickel	WQmetnid	2000	2000	1	2000	.		1	1.00
2485_01		dissolved lead	WQmetpbd	2000	2000	1	2000	.		1	1.00
2485_01		total selenium	WQmetset	2000	2000	1	2000	.		1	1.00
2485_01		dissolved zinc	WQmetznd	2000	2000	1	2000	.		1	1.00
2485_02	Mid Oso Bay										
2485_02		total alkalinity (as CaCO3)	WQALK	1981	2010	29	1995	-0.07	0.7298	3	15.00
2485_02		ammonia nitrogen	WQAMMN	1981	2010	30	1995.5	-0.45	0.0129	3	15.00
2485_02		5-day BOD	WQBOD5			0		.		0	
2485_02		<i>chlorophyll-a</i>	WQCHLA	1981	2010	30	1995.5	0.35	0.0548	3	15.33
2485_02		chlorophyll-b	WQCHLB			0		.		0	
2485_02		cyanide	WQCYAN			0		.		0	
2485_02		dissolved oxygen	WQDO	1981	2010	30	1995.5	-0.10	0.5995	41	2.56
2485_02		fecal coliforms	WQFCOLI	1982	2003	20	1992.5	0.67	0.0012	3	10.00
2485_02		total Kjeldahl nitrogen	WQKJLN	1993	2005	11	1999	-0.44	0.1797	3	4.00
2485_02		nitrite nitrogen	WQNO2N	1981	2001	12	1992.5	-0.05	0.8703	2	8.00
2485_02		nitrate nitrogen	WQNO3N	1981	2001	18	1989.5	-0.17	0.4903	2	15.00
2485_02		nitrate+nitrite	WQNOX	1981	2010	26	1997.5	-0.31	0.1220	3	10.67

AU ID	AU Name	Variable Name	Variable Abbrev.	First Year	Last Year	Num. Years	Median Year	Corr. Var*Year		Num. Loc.	Mean Year/Loc
								r	p		
2485_02		dissolved orthophosphate (as P)	WQOPD	1981	2005	25	1993	-0.25	0.2311	3	13.00
2485_02		total orthophosphate (as PO4)	WQOPO4	1981	1985	5	1983	-0.60	0.2848	2	5.00
2485_02		total organic nitrogen	WQORGN			0		.		0	
2485_02		oil & grease	WQO_G			0		.		0	
2485_02		pH	WQPH	1981	2010	30	1995.5	0.27	0.1416	4	12.00
2485_02		<i>pheophytin-a</i>	WQPHEO	1981	2010	29	1995	-0.34	0.0709	3	14.00
2485_02		salinity converted from proxy measures	WQSAL	1981	2010	30	1995.5	-0.18	0.3281	41	2.41
2485_02		Secchi depth of water	WQSECCHI	1987	2010	24	1998.5	-0.67	0.0004	4	8.50
2485_02		dissolved silica (as SiO2)	WQSIO2			0		.		0	
2485_02		total sulfate (as SO4)	WQSO4	1981	2010	30	1995.5	-0.12	0.5372	3	15.33
2485_02		total coliforms	WQTCOLI	1981	1982	2	1981.5	-1.00		1	2.00
2485_02		temperature	WQTEMP	1981	2010	30	1995.5	-0.23	0.2137	41	2.56
2485_02		total organic carbon	WQTOC	1981	2010	30	1995.5	-0.69	0.0000	3	15.00
2485_02		total phosphorus (as P)	WQTOTP	1981	2010	30	1995.5	-0.23	0.2228	3	15.33
2485_02		total phosphate (as PO4)	WQTPO4	1981	1985	5	1983	-0.60	0.2848	2	5.00
2485_02		transmissivity, over 100 cm path	WQTRANS			0		.		0	
2485_02		total suspended solids	WQTSS	1981	2010	30	1995.5	-0.10	0.5929	19	3.47
2485_02		turbidity of water, JTU	WQTURBJ	1986	1986	1	1986	.		3	1.00
2485_02		turbidity of water, NTU	WQTURBN	1986	2010	25	1998	0.54	0.0049	38	1.76
2485_02		total volatile solids	WQVOLS			0		.		0	
2485_02		volatile suspended solids	WQVSS	1981	2008	28	1994.5	-0.11	0.5602	3	14.67
2485_02		dissolved arsenic	WQmetasd	2000	2000	1	2000	.		1	1.00
2485_02		dissolved cadmium	WQmetcdd	2000	2000	1	2000	.		1	1.00
2485_02		dissolved chromium	WQmetcrd	2000	2000	1	2000	.		1	1.00
2485_02		dissolved copper	WQmetcud	2000	2000	1	2000	.		1	1.00
2485_02		dissolved iron	WQmetfed			0		.		0	
2485_02		dissolved manganese	WQmetmnd			0		.		0	
2485_02		dissolved nickel	WQmetnid	2000	2000	1	2000	.		1	1.00
2485_02		dissolved lead	WQmetpbd	2000	2000	1	2000	.		1	1.00
2485_02		total selenium	WQmetset	2000	2000	1	2000	.		1	1.00
2485_02		dissolved zinc	WQmetznd	2000	2000	1	2000	.		1	1.00
2485_03	Lower Oso Bay										
2485_03		total alkalinity (as CaCO3)	WQALK			0		.		0	
2485_03		ammonia nitrogen	WQAMMN			0		.		0	
2485_03		5-day BOD	WQBOD5			0		.		0	
2485_03		chlorophyll-a	WQCHLA			0		.		0	
2485_03		chlorophyll-b	WQCHLB			0		.		0	
2485_03		cyanide	WQCYAN			0		.		0	
2485_03		dissolved oxygen	WQDO	1978	2009	31	1993	0.18	0.3219	98	1.86
2485_03		fecal coliforms	WQFCOLI			0		.		0	
2485_03		total Kjeldahl nitrogen	WQKJLN			0		.		0	
2485_03		nitrite nitrogen	WQNO2N			0		.		0	
2485_03		nitrate nitrogen	WQNO3N			0		.		0	
2485_03		nitrate+nitrite	WQNOX			0		.		0	
2485_03		dissolved orthophosphate (as P)	WQOPD			0		.		0	
2485_03		total orthophosphate (as PO4)	WQOPO4			0		.		0	
2485_03		total organic nitrogen	WQORGN			0		.		0	
2485_03		oil & grease	WQO_G			0		.		0	

AU ID	AU Name	Variable Name	Variable Abbrev.	First Year	Last Year	Num. Years	Median Year	Corr. Var*Year		Num. Loc.	Mean Year/Loc
								r	p		
2485_03		pH	WQPH			0		.		0	
2485_03		pheophytin-a	WQPHEO			0		.		0	
2485_03		salinity converted from proxy measures	WQSAL	1963	2009	36	1990.5	-0.26	0.1316	99	1.89
2485_03		Secchi depth of water	WQSECCHI			0		.		0	
2485_03		dissolved silica (as SiO2)	WQSIO2			0		.		0	
2485_03		total sulfate (as SO4)	WQSO4			0		.		0	
2485_03		total coliforms	WQTCOLI			0		.		0	
2485_03		temperature	WQTEMP	1963	2009	36	1990.5	-0.30	0.0759	99	1.89
2485_03		total organic carbon	WQTOC			0		.		0	
2485_03		total phosphorus (as P)	WQTOTP			0		.		0	
2485_03		total phosphate (as PO4)	WQTPO4			0		.		0	
2485_03		transmissivity, over 100 cm path	WQTRANS			0		.		0	
2485_03		total suspended solids	WQTSS	1966	1993	15	1986	-0.36	0.1866	39	1.51
2485_03		turbidity of water, JTU	WQTURBJ	1966	1986	8	1982.5	0.48	0.2329	12	1.25
2485_03		turbidity of water, NTU	WQTURBN	1978	2009	31	1993	0.01	0.9674	91	1.87
2485_03		total volatile solids	WQVOLS			0		.		0	
2485_03		volatile suspended solids	WQVSS			0		.		0	
2485_03		dissolved arsenic	WQmetasd	2003	2003	1	2003	.		1	1.00
2485_03		dissolved cadmium	WQmetcdd	2003	2003	1	2003	.		1	1.00
2485_03		dissolved chromium	WQmetcrd			0		.		0	
2485_03		dissolved copper	WQmetcud	2003	2003	1	2003	.		1	1.00
2485_03		dissolved iron	WQmetfed			0		.		0	
2485_03		dissolved manganese	WQmetmnd			0		.		0	
2485_03		dissolved nickel	WQmetnid	2003	2003	1	2003	.		1	1.00
2485_03		dissolved lead	WQmetpbd	2003	2003	1	2003	.		1	1.00
2485_03		total selenium	WQmetset	2003	2003	1	2003	.		1	1.00
2485_03		dissolved zinc	WQmetznd	2003	2003	1	2003	.		1	1.00
2491_01	Laguna Madre										
2491_01		total alkalinity (as CaCO3)	WQALK	1976	2010	35	1993	-0.22	0.1974	72	3.50
2491_01		ammonia nitrogen	WQAMMN	1968	2010	42	1989.5	-0.11	0.4750	93	4.24
2491_01		5-day BOD	WQBOD5	1968	1982	13	1975	-0.04	0.8866	14	2.71
2491_01		chlorophyll-a	WQCHLA	1972	2010	39	1991	0.17	0.2892	78	3.91
2491_01		chlorophyll-b	WQCHLB			0		.		0	
2491_01		cyanide	WQCYAN			0		.		0	
2491_01		dissolved oxygen	WQDO	1964	2010	44	1988.5	-0.11	0.4935	5697	1.72
2491_01		fecal coliforms	WQFCOLI	1972	2003	31	1988	0.36	0.0499	17	8.12
2491_01		total Kjeldahl nitrogen	WQKJLN	1974	2010	33	1994	0.27	0.1345	81	2.35
2491_01		nitrite nitrogen	WQNO2N	1968	2004	33	1986	0.70	0.0000	28	7.00
2491_01		nitrate nitrogen	WQNO3N	1968	2004	34	1985.5	-0.03	0.8675	28	9.43
2491_01		nitrate+nitrite	WQNOX	1968	2010	41	1990	0.42	0.0062	93	3.30
2491_01		dissolved orthophosphate (as P)	WQOPD	1968	2010	42	1989.5	0.54	0.0003	82	3.77
2491_01		total orthophosphate (as PO4)	WQOPO4	1973	2000	25	1985	0.60	0.0014	16	8.31
2491_01		total organic nitrogen	WQORGN	1974	1982	9	1978	0.77	0.0159	7	3.71
2491_01		oil & grease	WQO_G			0		.		0	
2491_01		pH	WQPH	1964	2010	44	1988.5	-0.10	0.5252	106	4.08
2491_01		pheophytin-a	WQPHEO	1976	2006	31	1991	-0.12	0.5181	72	2.92
2491_01		salinity converted from proxy measures	WQSAL	1958	2010	50	1985.5	-0.02	0.8803	5739	1.76

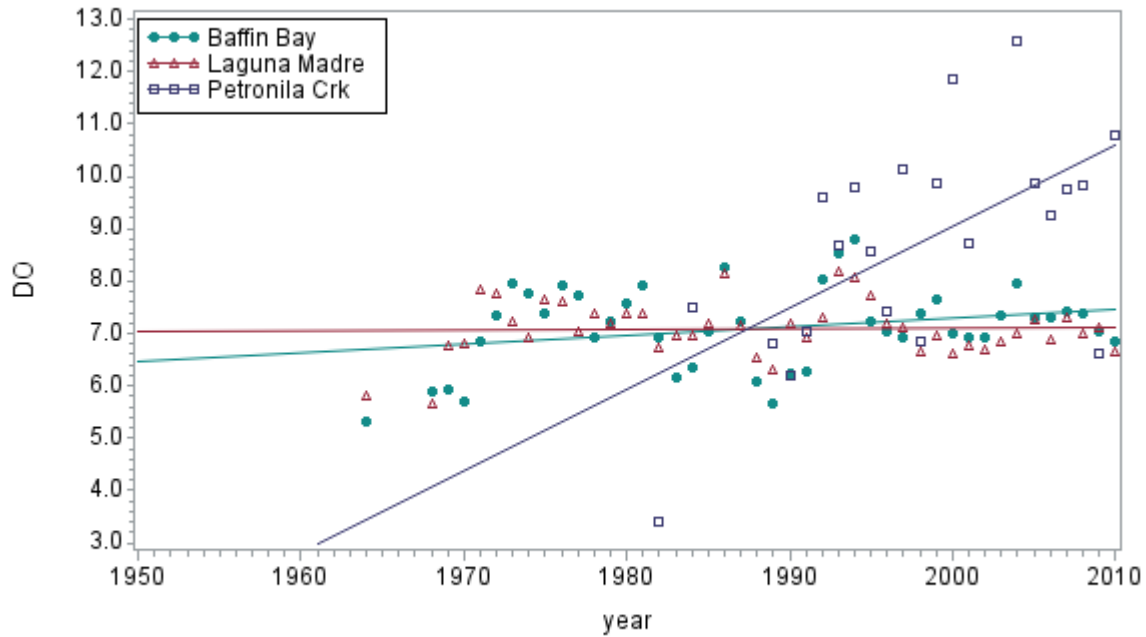
AU ID	AU Name	Variable Name	Variable Abbrev.	First Year	Last Year	Num. Years	Median Year	Corr. Var*Year		Num. Loc.	Mean Year/Loc
								r	p		
2491_01		Secchi depth of water	WQSECCHI	1968	2010	42	1989.5	-0.31	0.0422	102	4.75
2491_01		dissolved silica (as SIO2)	WQSIO2	1968	1993	19	1978	0.11	0.6472	17	4.24
2491_01		total sulfate (as SO4)	WQSO4	1968	2010	41	1990	0.19	0.2437	81	4.12
2491_01		total coliforms	WQTCOLI	1964	1983	13	1977	0.25	0.4154	14	5.21
2491_01		temperature	WQTEMP	1963	2010	48	1986.5	0.67	0.0000	5708	1.75
2491_01		total organic carbon	WQTOC	1972	2010	39	1991	-0.79	0.0000	102	3.25
2491_01		total phosphorus (as P)	WQTOTP	1968	2010	42	1989.5	0.39	0.0116	84	4.14
2491_01		total phosphate (as PO4)	WQTPO4	1972	1985	14	1978.5	0.45	0.1022	10	9.40
2491_01		transmissivity, over 100 cm path	WQTRANS	1971	1973	3	1972	-0.50	0.6667	1	3.00
2491_01		total suspended solids	WQTSS	1966	2010	45	1988	-0.53	0.0002	917	2.35
2491_01		turbidity of water, JTU	WQTURBJ	1966	1986	20	1976.5	-0.23	0.3291	352	1.84
2491_01		turbidity of water, NTU	WQTURBN	1975	2009	35	1992	-0.16	0.3682	5463	1.62
2491_01		total volatile solids	WQVOLS			0				0	
2491_01		volatile suspended solids	WQVSS	1972	2010	39	1991	-0.50	0.0011	72	3.85
2491_01		dissolved arsenic	WQmetasd	2001	2003	3	2002	0.50	0.6667	49	1.00
2491_01		dissolved cadmium	WQmetcdd	2001	2003	3	2002	-1.00	0.0000	49	1.00
2491_01		dissolved chromium	WQmetcrd	2001	2002	2	2001.5			47	1.00
2491_01		dissolved copper	WQmetcud	2001	2003	3	2002	-0.50	0.6667	49	1.00
2491_01		dissolved iron	WQmetfed			0				0	
2491_01		dissolved manganese	WQmetmnd			0				0	
2491_01		dissolved nickel	WQmetnid	2001	2003	3	2002	0.50	0.6667	49	1.00
2491_01		dissolved lead	WQmetpbd	2001	2003	3	2002	-1.00	0.0000	49	1.00
2491_01		total selenium	WQmetset	1974	2003	4	2001.5	-1.00	0.0000	50	1.00
2491_01		dissolved zinc	WQmetznd	2001	2003	3	2002	-1.00	0.0000	49	1.00
2492_01	Baffin Bay										
2492_01		total alkalinity (as CaCO3)	WQALK	1976	2010	35	1993	-0.22	0.2127	71	2.44
2492_01		ammonia nitrogen	WQAMMN	1968	2010	43	1989	-0.04	0.8082	87	3.48
2492_01		5-day BOD	WQBOD5	1968	1980	10	1972.5	-0.45	0.1869	9	4.00
2492_01		chlorophyll-a	WQCHLA	1972	2010	39	1991	0.21	0.1974	79	2.67
2492_01		chlorophyll-b	WQCHLB			0				0	
2492_01		cyanide	WQCYAN			0				0	
2492_01		dissolved oxygen	WQDO	1964	2010	44	1988.5	0.17	0.2640	3884	1.72
2492_01		fecal coliforms	WQFCOLI	1970	2003	29	1989	0.18	0.3626	20	4.55
2492_01		total Kjeldahl nitrogen	WQKJLN	1974	2010	33	1994	0.48	0.0046	65	1.91
2492_01		nitrite nitrogen	WQNO2N	1968	2004	32	1986.5	0.80	0.0000	24	6.71
2492_01		nitrate nitrogen	WQNO3N	1968	2004	35	1985	0.50	0.0022	32	6.88
2492_01		nitrate+nitrite	WQNOX	1968	2010	40	1990.5	0.37	0.0173	79	3.06
2492_01		dissolved orthophosphate (as P)	WQOPD	1968	2010	41	1990	0.39	0.0107	76	2.71
2492_01		total orthophosphate (as PO4)	WQOPO4	1973	2000	25	1985	0.72	0.0000	27	5.04
2492_01		total organic nitrogen	WQORGN	1974	1982	9	1978	0.92	0.0005	5	3.40
2492_01		oil & grease	WQO_G			0				0	
2492_01		pH	WQPH	1964	2010	44	1988.5	-0.30	0.0464	83	3.05
2492_01		pheophytin-a	WQPHEO	1976	2006	31	1991	0.10	0.6040	64	2.19
2492_01		salinity converted from proxy measures	WQSAL	1964	2010	44	1988.5	0.15	0.3248	3896	1.73
2492_01		Secchi depth of water	WQSECCHI	1969	2010	40	1990.5	0.01	0.9368	83	3.05
2492_01		dissolved silica (as SIO2)	WQSIO2	1968	1993	12	1975.5	-0.59	0.0415	16	4.00
2492_01		<i>total sulfate (as SO4)</i>	<i>WQSO4</i>	<i>1968</i>	<i>2010</i>	<i>43</i>	<i>1989</i>	<i>0.27</i>	<i>0.0835</i>	<i>79</i>	<i>2.73</i>
2492_01		<i>total coliforms</i>	<i>WQTCOLI</i>	<i>1964</i>	<i>1984</i>	<i>15</i>	<i>1977</i>	<i>0.50</i>	<i>0.0585</i>	<i>13</i>	<i>4.38</i>

AU ID	AU Name	Variable Name	Variable Abbrev.	First Year	Last Year	Num. Years	Median Year	Corr. Var*Year		Num. Loc.	Mean Year/Loc
								r	p		
2492_01		temperature	WQTEMP	1964	2010	44	1988.5	0.42	0.0043	3903	1.74
2492_01		total organic carbon	WQTOC	1972	2010	39	1991	-0.78	0.0000	77	2.75
2492_01		total phosphorus (as P)	WQTOTP	1968	2010	43	1989	0.06	0.6801	80	2.98
2492_01		total phosphate (as PO4)	WQTPO4	1969	1985	17	1977	-0.14	0.5798	19	3.95
2492_01		transmissivity, over 100 cm path	WQTRANS			0				0	
2492_01		total suspended solids	WQTSS	1969	2010	42	1989.5	-0.25	0.1034	698	2.44
2492_01		turbidity of water, JTU	WQTURBJ	1969	1986	18	1977.5	0.85	0.0000	287	1.70
2492_01		turbidity of water, NTU	WQTURBN	1975	2009	35	1992	-0.22	0.1951	3755	1.60
2492_01		total volatile solids	WQVOLS			0				0	
2492_01		volatile suspended solids	WQVSS	1969	2010	42	1989.5	-0.41	0.0077	73	2.66
2492_01		<i>dissolved arsenic</i>	<i>WQmetasd</i>	<i>2000</i>	<i>2010</i>	<i>10</i>	<i>2005.5</i>	<i>0.58</i>	<i>0.0816</i>	<i>47</i>	<i>1.17</i>
2492_01		dissolved cadmium	WQmetcdd	2000	2010	10	2005.5	0.45	0.1869	47	1.17
2492_01		dissolved chromium	WQmetcrd	2000	2010	10	2005.5	-0.78	0.0080	44	1.18
2492_01		dissolved copper	WQmetcud	2000	2010	9	2005	0.23	0.5457	47	1.15
2492_01		dissolved iron	WQmetfed	2005	2010	6	2007.5	-0.85	0.0341	1	6.00
2492_01		dissolved manganese	WQmetmnd	2005	2010	6	2007.5	-0.85	0.0341	1	6.00
2492_01		dissolved nickel	WQmetnid	2000	2010	10	2005.5	0.16	0.6555	47	1.17
2492_01		dissolved lead	WQmetpbd	2000	2010	9	2005	0.10	0.7980	47	1.15
2492_01		total selenium	WQmetset	1974	2010	12	2004.5	-0.31	0.3210	47	1.17
2492_01		dissolved zinc	WQmetznd	2000	2010	10	2005.5	0.16	0.6555	47	1.17
2501_06	Gulf of Mexico- North										
2501_06		total alkalinity (as CaCO3)	WQALK	1969	2010	33	1992	-0.54	0.0011	2	25.50
2501_06		ammonia nitrogen	WQAMMN	1969	2010	39	1989	-0.35	0.0269	12	6.42
2501_06		5-day BOD	WQBOD5	1969	1974	6	1971.5	0.31	0.5441	6	3.33
2501_06		chlorophyll-a	WQCHLA	1972	2010	35	1991	0.03	0.8504	2	23.00
2501_06		chlorophyll-b	WQCHLB			0				0	
2501_06		cyanide	WQCYAN			0				0	
2501_06		dissolved oxygen	WQDO	1969	2010	39	1988	0.11	0.4983	349	2.67
2501_06		fecal coliforms	WQFCOLI	1972	2005	23	1993	-0.09	0.6855	3	9.33
2501_06		total Kjeldahl nitrogen	WQKJLN	1974	2010	24	1998.5	0.06	0.7868	9	3.44
2501_06		nitrite nitrogen	WQNO2N	1969	2004	20	1980.5	0.00	0.9874	5	7.00
2501_06		nitrate nitrogen	WQNO3N	1967	2004	28	1981.5	-0.10	0.6278	7	8.71
2501_06		nitrate+nitrite	WQNOX	1969	2010	31	1993	0.18	0.3440	5	8.80
2501_06		dissolved orthophosphate (as P)	WQOPD	1967	2010	39	1989	0.56	0.0002	6	10.17
2501_06		total orthophosphate (as PO4)	WQOPO4	1973	1984	12	1978.5	-0.03	0.9375	3	7.33
2501_06		total organic nitrogen	WQORGN	1974	1983	8	1979.5	0.44	0.2715	1	8.00
2501_06		oil & grease	WQO_G	1984	1984	1	1984			4	1.00
2501_06		pH	WQPH	1969	2010	37	1989	-0.52	0.0009	8	10.38
2501_06		pheophytin-a	WQPHEO	1976	2006	27	1991	-0.07	0.7470	2	15.00
2501_06		salinity converted from proxy measures	WQSAL	1967	2010	42	1988.5	0.04	0.7977	347	2.65
2501_06		Secchi depth of water	WQSECCHI	1969	2010	34	1990.5	0.01	0.9644	4	13.50
2501_06		dissolved silica (as SiO2)	WQSIO2	1967	1974	6	1971.5	0.06	0.9131	3	3.33
2501_06		total sulfate (as SO4)	WQSO4	1967	2010	40	1988.5	0.14	0.3747	5	13.80
2501_06		total coliforms	WQTCOLI	1972	1980	9	1976	-0.77	0.0152	2	5.50
2501_06		temperature	WQTEMP	1969	2010	41	1989	-0.16	0.3309	349	2.69
2501_06		total organic carbon	WQTOC	1974	2010	34	1991.5	-0.63	0.0001	4	13.50
2501_06		total phosphorus (as P)	WQTOTP	1969	2010	39	1989	0.53	0.0005	6	13.17
2501_06		total phosphate (as PO4)	WQTPO4	1969	1984	16	1976.5	-0.07	0.7989	4	8.50

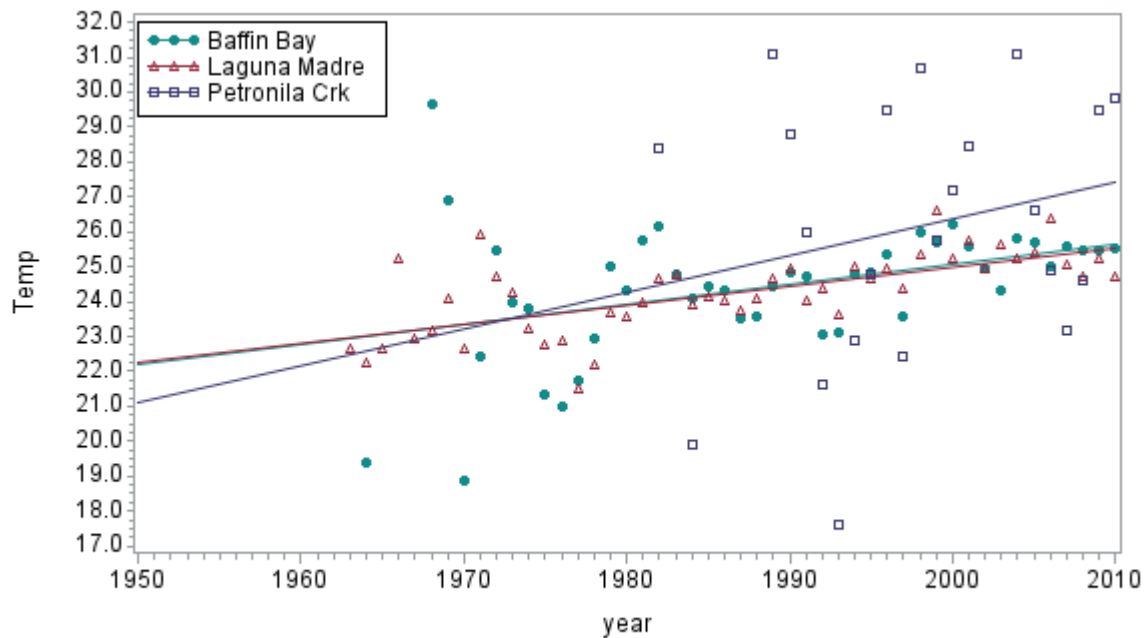
AU ID	AU Name	Variable Name	Variable Abbrev.	First Year	Last Year	Num. Years	Median Year	Corr. Var*Year		Num. Loc.	Mean Year/Loc
								r	p		
2501_06		transmissivity, over 100 cm path	WQTRANS			0		.		0	
2501_06		total suspended solids	WQTSS	1969	2010	40	1988.5	-0.39	0.0137	346	2.68
2501_06		turbidity of water, JTU	WQTURBJ	1969	1986	11	1974	0.36	0.2716	71	1.45
2501_06		turbidity of water, NTU	WQTURBN	1987	1993	7	1990	0.79	0.0362	337	2.26
2501_06		total volatile solids	WQVOLS			0		.		0	
2501_06		volatile suspended solids	WQVSS	1969	2010	39	1989	-0.63	0.0000	3	19.67
2501_06		dissolved arsenic	WQmetasd			0		.		0	
2501_06		dissolved cadmium	WQmetcdd			0		.		0	
2501_06		dissolved chromium	WQmetcrd			0		.		0	
2501_06		dissolved copper	WQmetcud			0		.		0	
2501_06		dissolved iron	WQmetfed			0		.		0	
2501_06		dissolved manganese	WQmetmnd			0		.		0	
2501_06		dissolved nickel	WQmetnid			0		.		0	
2501_06		dissolved lead	WQmetpbd			0		.		0	
2501_06		total selenium	WQmetset			0		.		0	
2501_06		dissolved zinc	WQmetznd			0		.		0	
2501_07	Gulf of Mexico-South										
2501_07		total alkalinity (as CaCO3)	WQALK			0		.		0	
2501_07		ammonia nitrogen	WQAMMN			0		.		0	
2501_07		5-day BOD	WQBOD5			0		.		0	
2501_07		chlorophyll-a	WQCHLA			0		.		0	
2501_07		chlorophyll-b	WQCHLB			0		.		0	
2501_07		cyanide	WQCYAN			0		.		0	
2501_07		dissolved oxygen	WQDO	1987	1993	7	1990	-0.21	0.6445	185	1.66
2501_07		fecal coliforms	WQFCOLI			0		.		0	
2501_07		total Kjeldahl nitrogen	WQKJLN			0		.		0	
2501_07		nitrite nitrogen	WQNO2N			0		.		0	
2501_07		nitrate nitrogen	WQNO3N			0		.		0	
2501_07		nitrate+nitrite	WQNOX			0		.		0	
2501_07		dissolved orthophosphate (as P)	WQOPD			0		.		0	
2501_07		total orthophosphate (as PO4)	WQOPO4			0		.		0	
2501_07		total organic nitrogen	WQORGN			0		.		0	
2501_07		oil & grease	WQO_G			0		.		0	
2501_07		pH	WQPH			0		.		0	
2501_07		pheophytin-a	WQPHEO			0		.		0	
2501_07		salinity converted from proxy measures	WQSAL	1987	1993	7	1990	-0.89	0.0068	185	1.66
2501_07		Secchi depth of water	WQSECCHI			0		.		0	
2501_07		dissolved silica (as SiO2)	WQSIO2			0		.		0	
2501_07		total sulfate (as SO4)	WQSO4			0		.		0	
2501_07		total coliforms	WQTCOLI			0		.		0	
2501_07		temperature	WQTEMP	1987	1993	7	1990	0.64	0.1194	185	1.66
2501_07		total organic carbon	WQTOC			0		.		0	
2501_07		total phosphorus (as P)	WQTOTP			0		.		0	
2501_07		total phosphate (as PO4)	WQTPO4			0		.		0	
2501_07		transmissivity, over 100 cm path	WQTRANS			0		.		0	
2501_07		total suspended solids	WQTSS	1987	1993	7	1990	0.14	0.7599	185	1.66
2501_07		turbidity of water, JTU	WQTURBJ			0		.		0	
2501_07		turbidity of water, NTU	WQTURBN	1987	1993	7	1990	0.14	0.7599	185	1.66

AU ID	AU Name	Variable Name	Variable Abbrev.	First Year	Last Year	Num. Years	Median Year	Corr. Var*Year		Num. Loc.	Mean Year/Loc
								r	p		
2501_07		total volatile solids	WQVOLS			0		.		0	
2501_07		volatile suspended solids	WQVSS			0		.		0	
2501_07		dissolved arsenic	WQmetasd			0		.		0	
2501_07		dissolved cadmium	WQmetcdd			0		.		0	
2501_07		dissolved chromium	WQmetcrd			0		.		0	
2501_07		dissolved copper	WQmetcud			0		.		0	
2501_07		dissolved iron	WQmetfed			0		.		0	
2501_07		dissolved manganese	WQmetmnd			0		.		0	
2501_07		dissolved nickel	WQmetnid			0		.		0	
2501_07		dissolved lead	WQmetpbd			0		.		0	
2501_07		total selenium	WQmetset			0		.		0	
2501_07		dissolved zinc	WQmetznd			0		.		0	

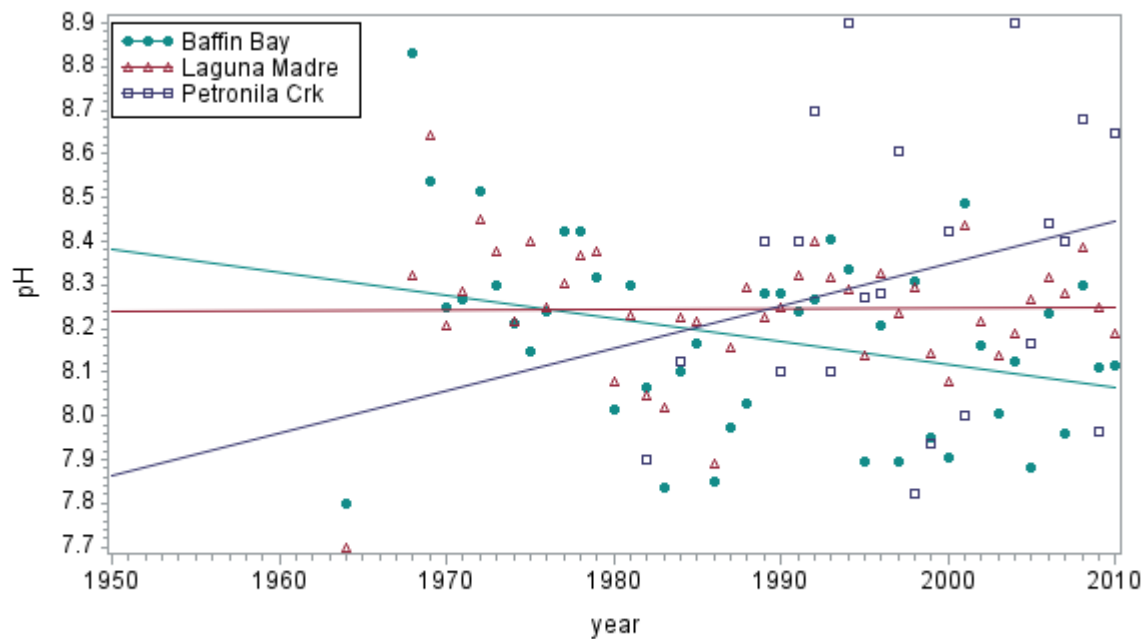
WQ1: Baffin Bay, Laguna Madre Petronila Creek



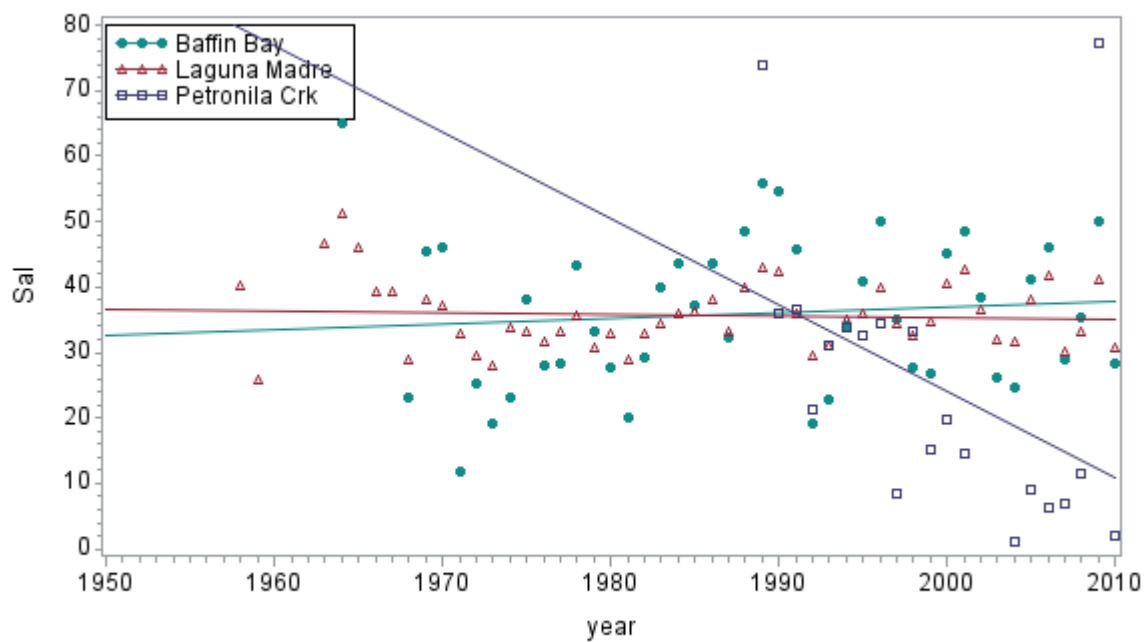
Regression Equation:
 DO(AU_Name:Baffin Bay) = -25.12437 + 0.016208*year
 DO(AU_Name:Laguna Madre) = 4.233075 + 0.001436*year
 DO(AU_Name:Petronila Crk) = -301.5589 + 0.155302*year



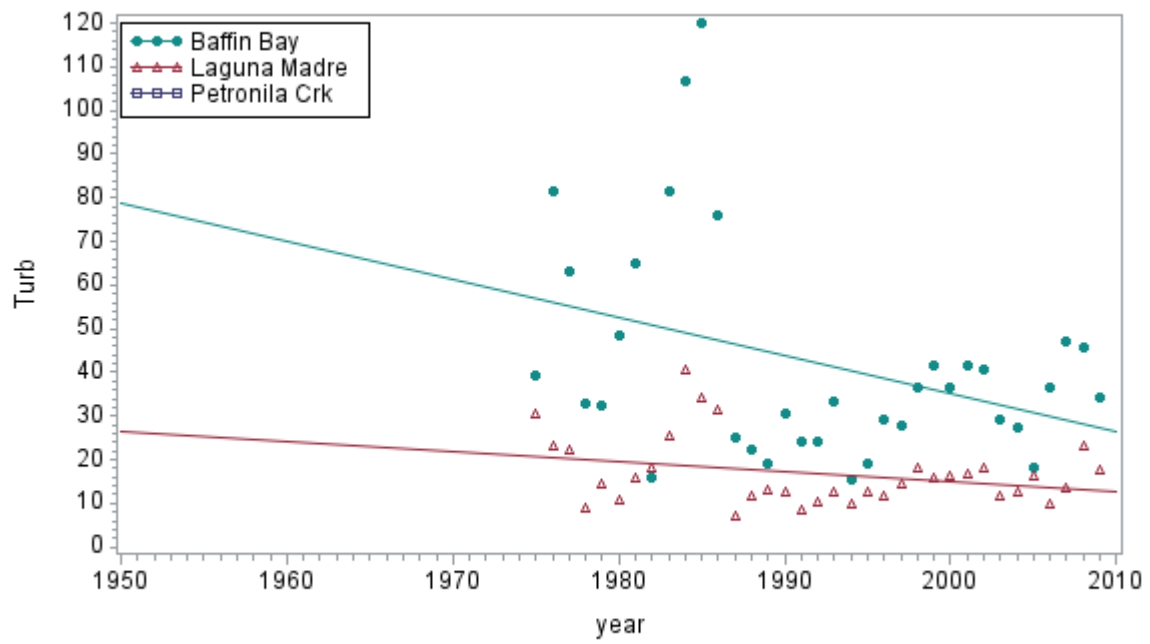
Regression Equation:
 Temp(AU_Name:Baffin Bay) = -89.87859 + 0.057472*year
 Temp(AU_Name:Laguna Madre) = -84.04203 + 0.054524*year
 Temp(AU_Name:Petronila Crk) = -183.8662 + 0.105118*year



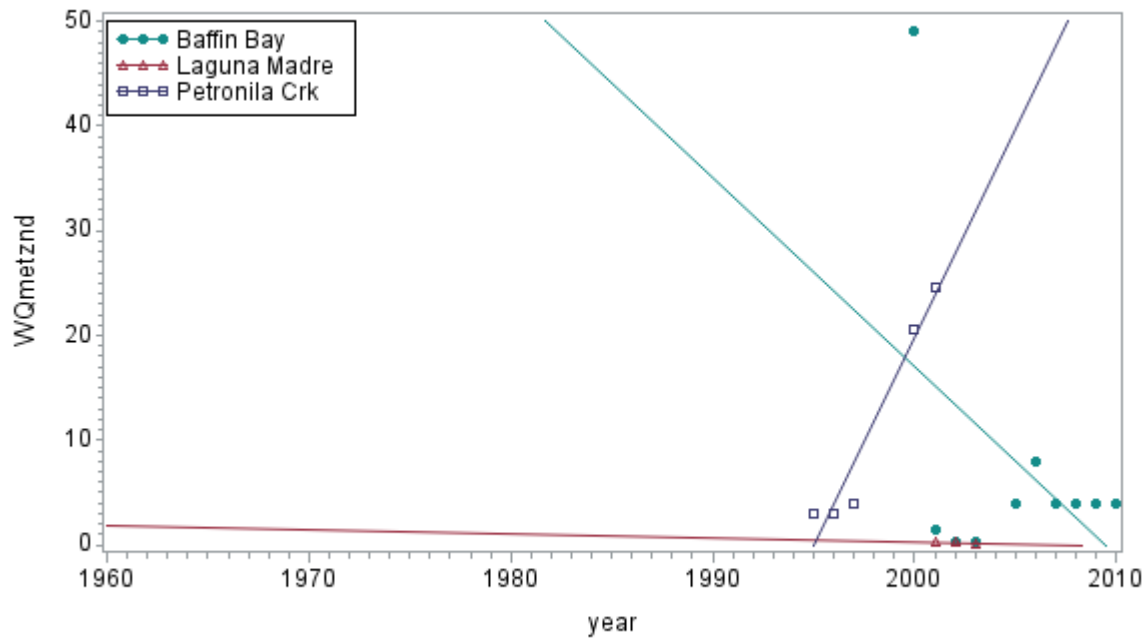
Regression Equation:
 pH(AU_Name:Baffin Bay) = 18.66244 - 0.005271*year
 pH(AU_Name:Laguna Madre) = 7.972577 + 0.000137*year
 pH(AU_Name:Petronila Crk) = -11.07295 + 0.009711*year



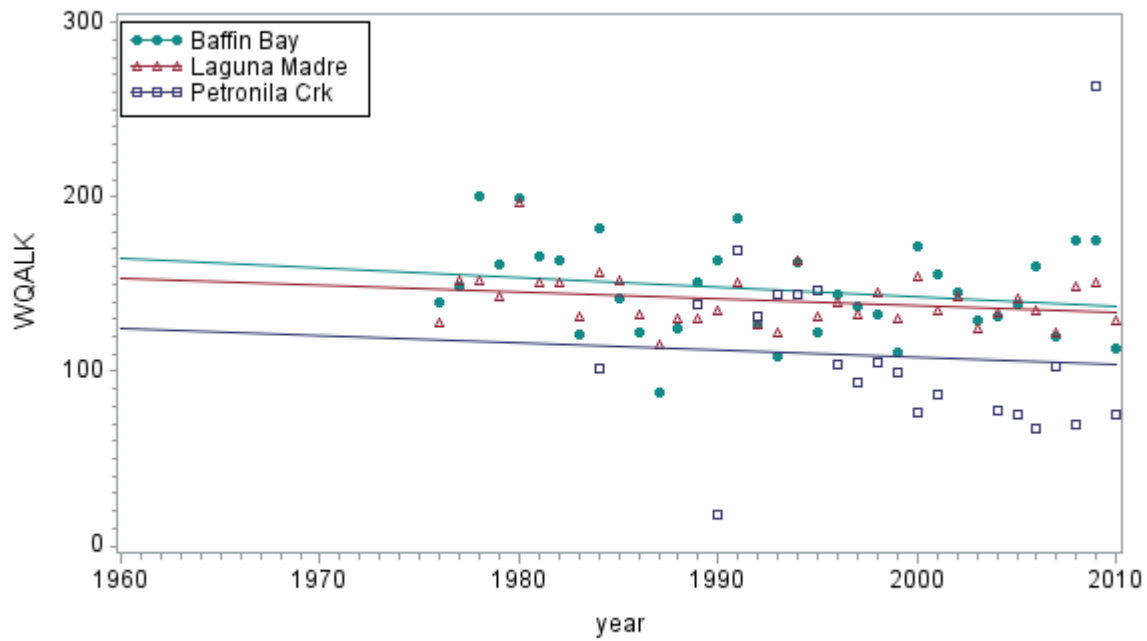
Regression Equation:
 Sal(AU_Name:Baffin Bay) = -128.8487 + 0.062853*year
 Sal(AU_Name:Laguna Madre) = 91.45186 - 0.028053*year
 Sal(AU_Name:Petronila Crk) = 2660.167 - 1.317996*year



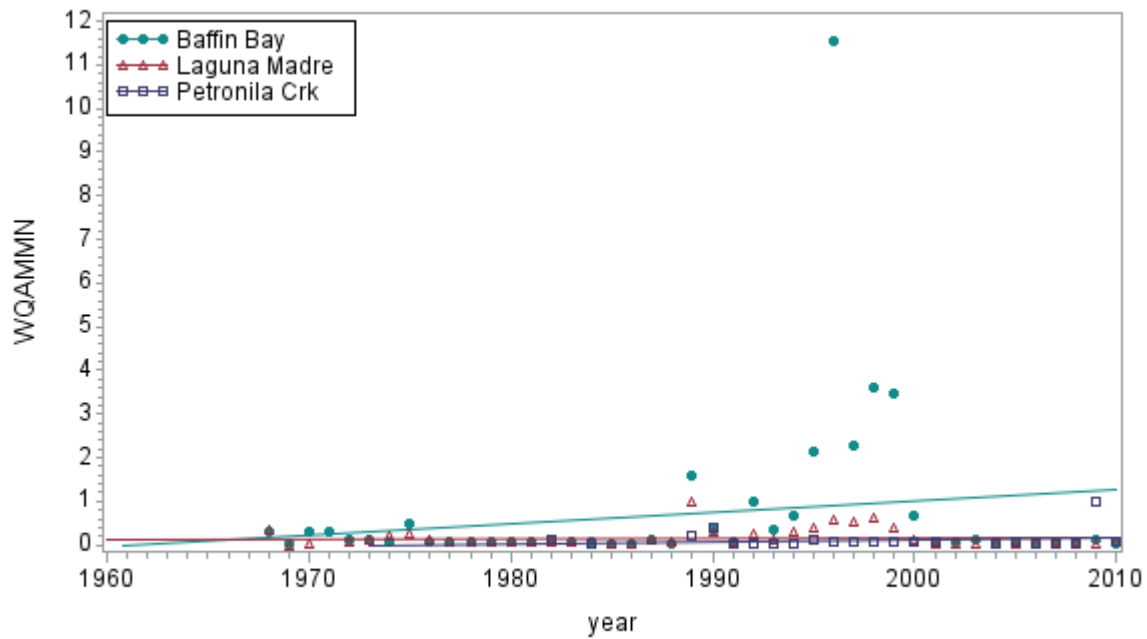
Regression Equations:
 Turb(AU Name: Baffin Bay) = 1779.415 - 0.872214*year
 Turb(AU Name: Laguna Madre) = 462.5641 - 0.223725*year
 Turb(AU Name: Petronila Crk) = 0 + 0*year



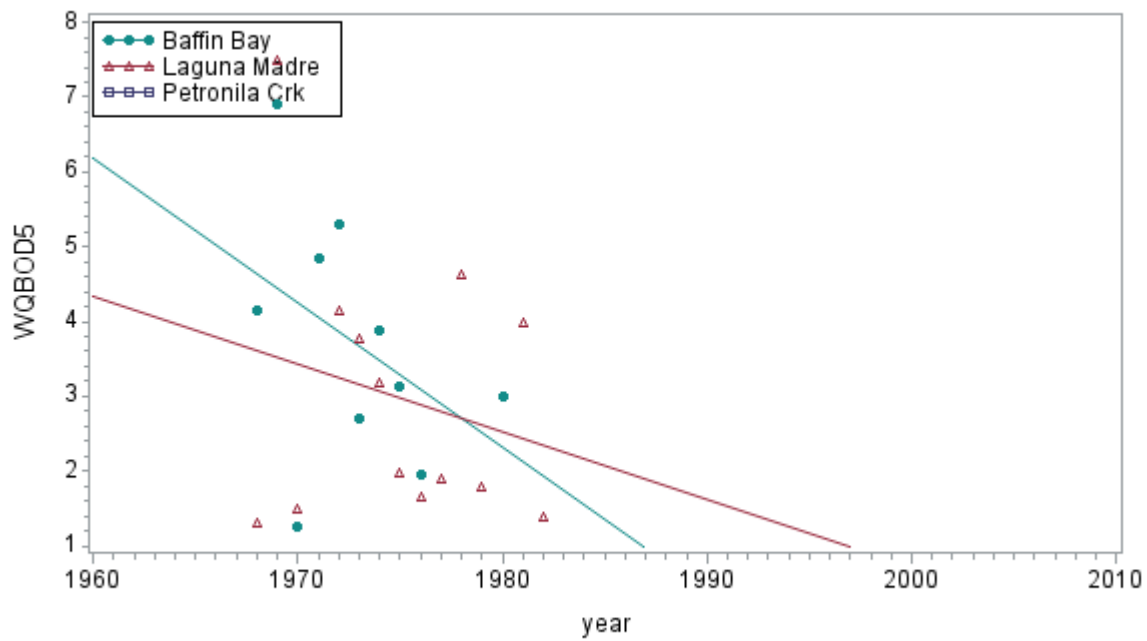
Regression Equation:
 WQmetznd(AU Name: Baffin Bay) = 3622.22 - 1.802559*year
 WQmetznd(AU Name: Laguna Madre) = 75.64607 - 0.037667*year
 WQmetznd(AU Name: Petronila Crk) = -7928.019 + 3.973681*year



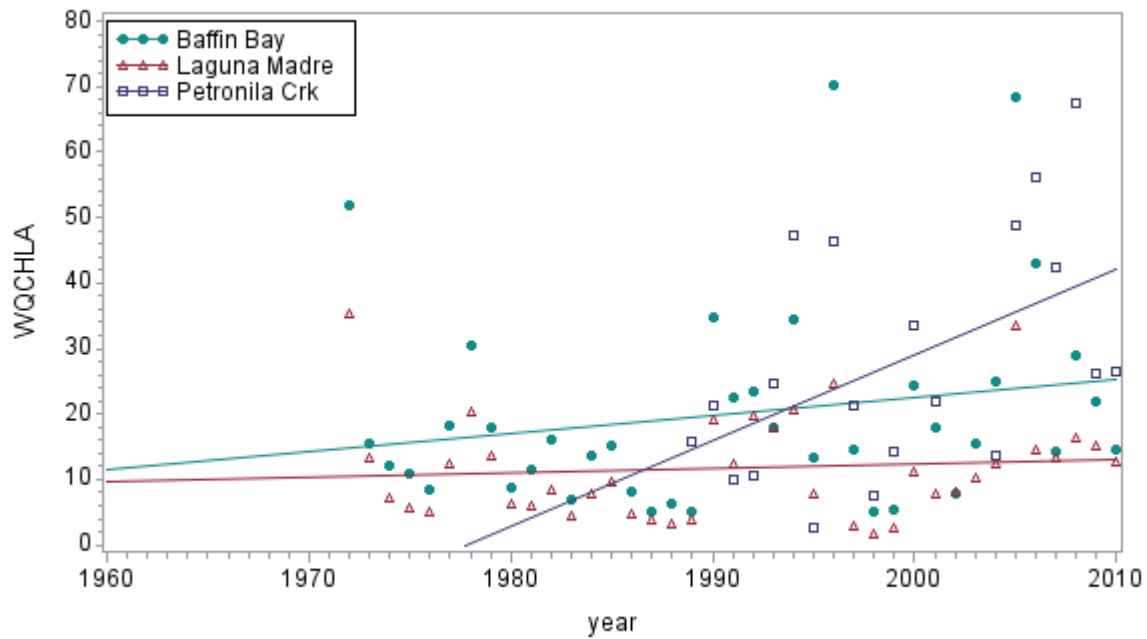
Regression Equation:
 WQALK(AU Name: Baffin Bay) = 1264.212 - 0.560932*year
 WQALK(AU Name: Laguna Madre) = 936.4933 - 0.399348*year
 WQALK(AU Name: Petronila Crk) = 934.2277 - 0.412824*year



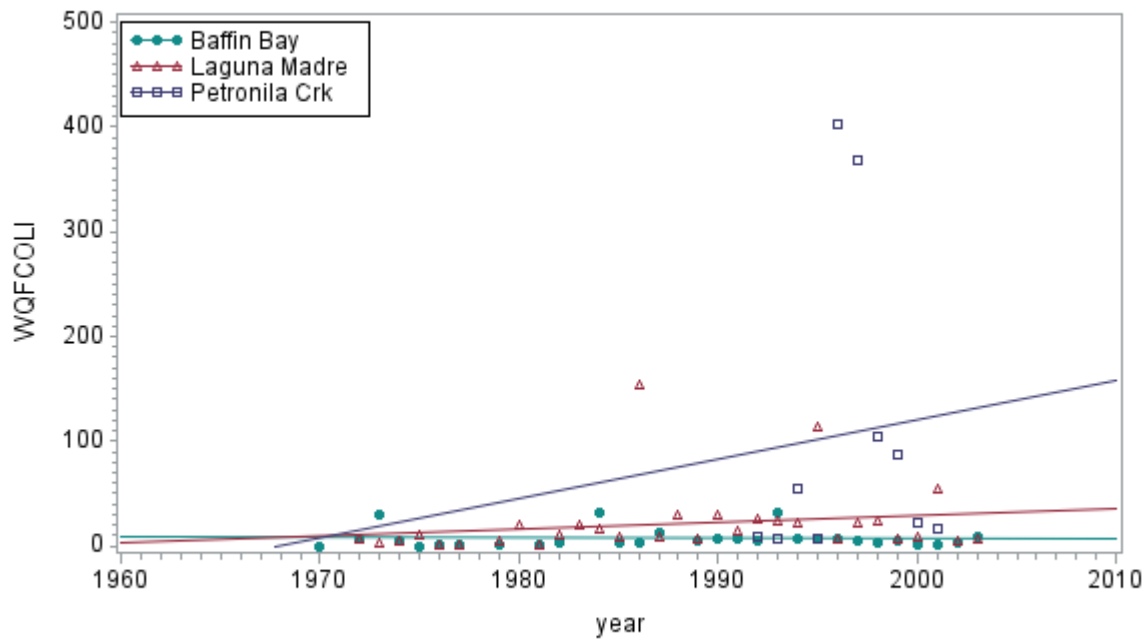
Regression Equation:
 WQAMMN(AU Name: Baffin Bay) = -50.02111 + 0.025511*year
 WQAMMN(AU Name: Laguna Madre) = -1.631162 + 0.000905*year
 WQAMMN(AU Name: Petronila Crk) = -9.634244 + 0.004883*year



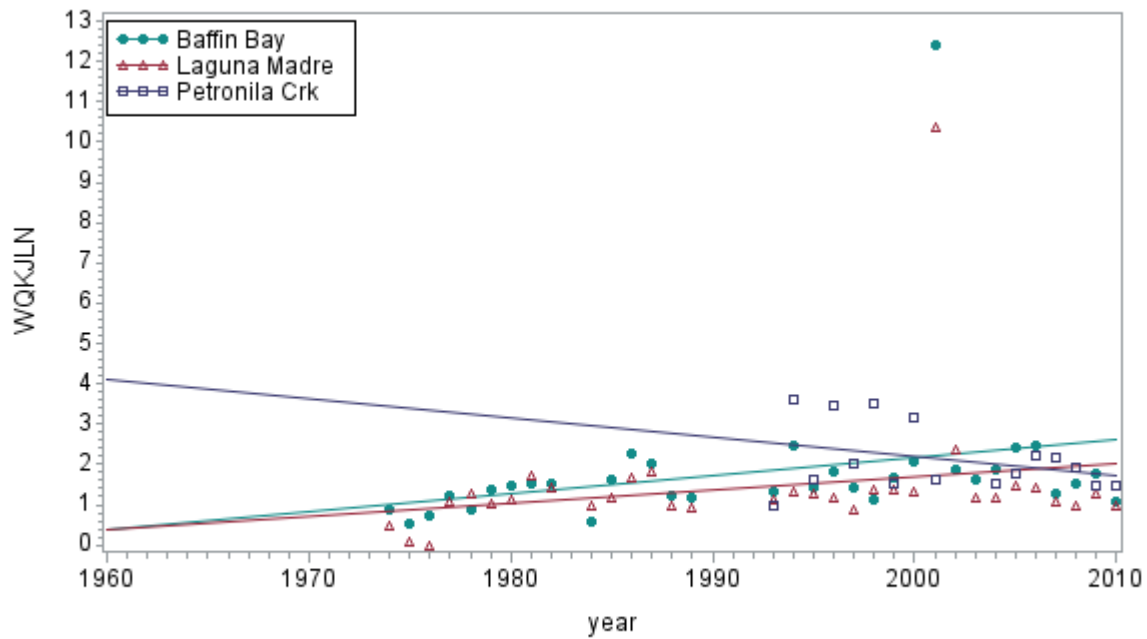
Regression Equation:
 WQBOD5(AU Name: Baffin Bay) = 383.6395 - 0.192583*year
 WQBOD5(AU Name: Laguna Madre) = 180.651 - 0.069962*year
 WQBOD5(AU Name: Petronila Crk) = 0 + 0*year



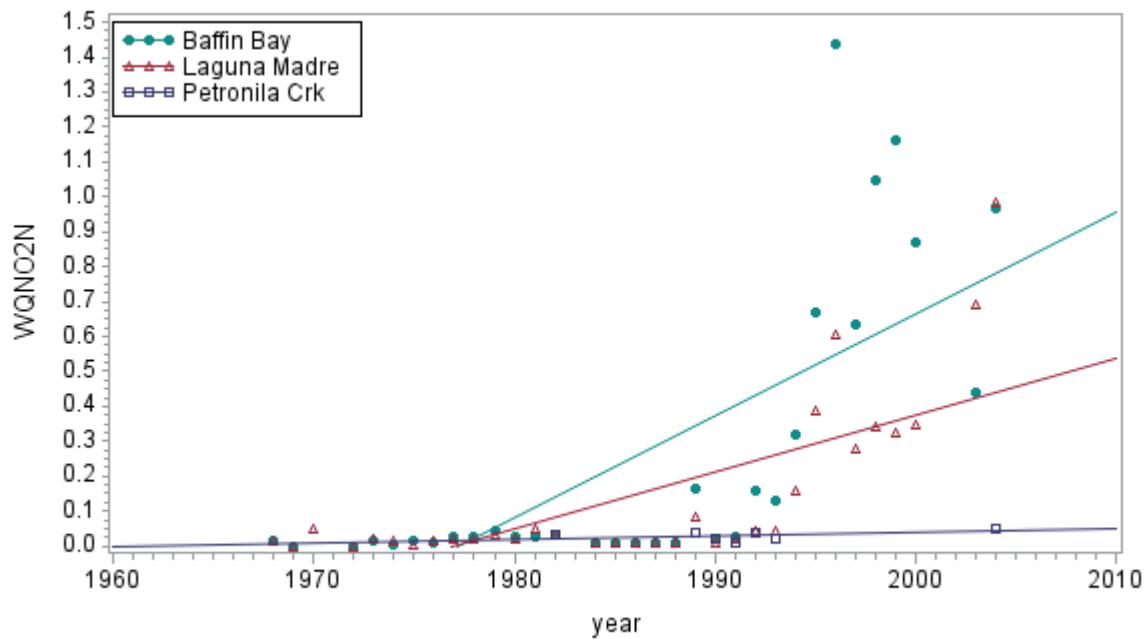
Regression Equation:
 WQCHLA(AU Name: Baffin Bay) = -525.4633 + 0.274039*year
 WQCHLA(AU Name: Laguna Madre) = -125.9039 + 0.069109*year
 WQCHLA(AU Name: Petronila Crk) = -2581.644 + 1.305317*year



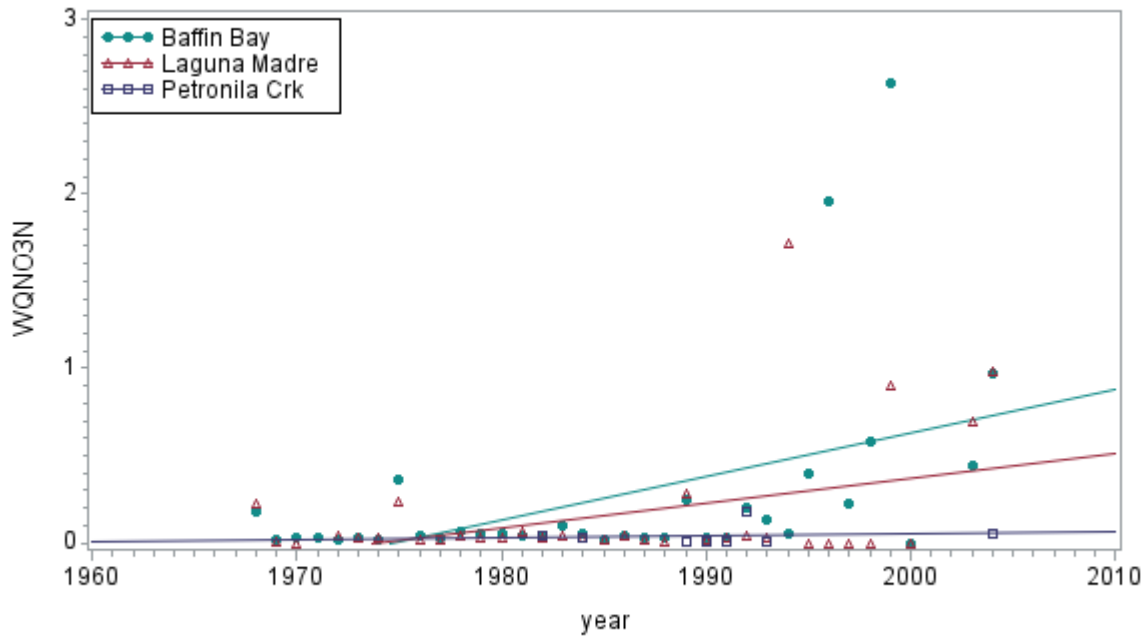
Regression Equation:
 WQFCOLI(AU Name: Baffin Bay) = 79.57709 - 0.036426*year
 WQFCOLI(AU Name: Laguna Madre) = -1283.189 + 0.696577*year
 WQFCOLI(AU Name: Petronila Crk) = -7367.923 + 3.744343*year



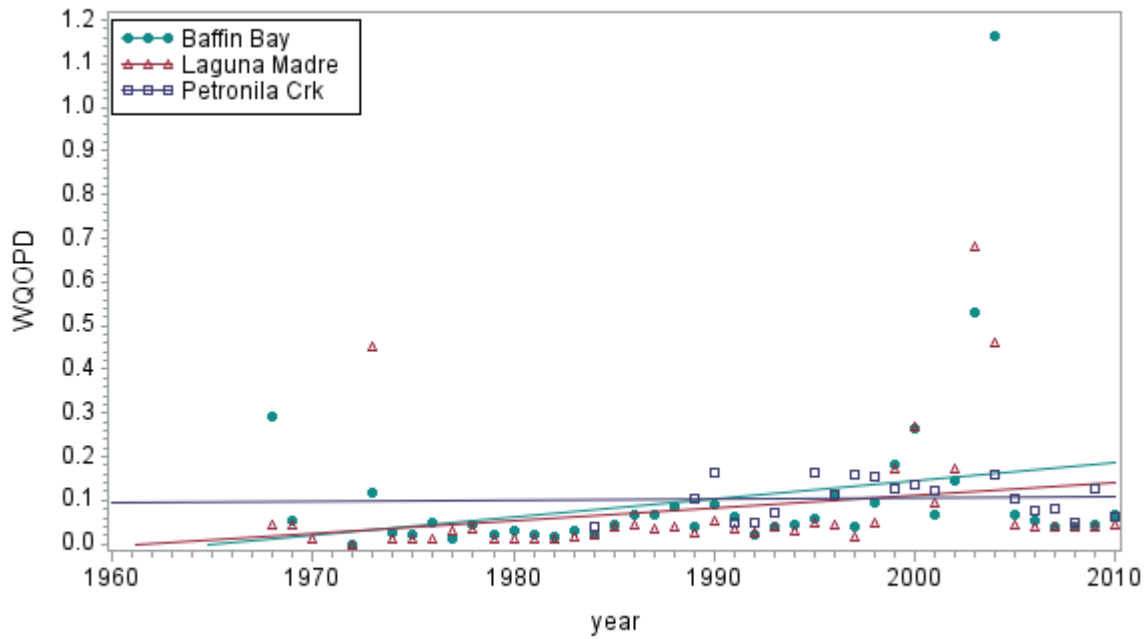
Regression Equation:
 WQKJLN(AU Name: Baffin Bay) = -88.6118 + 0.045397*year
 WQKJLN(AU Name: Laguna Madre) = -63.44951 + 0.032575*year
 WQKJLN(AU Name: Petronila Crk) = 98.83812 - 0.048321*year



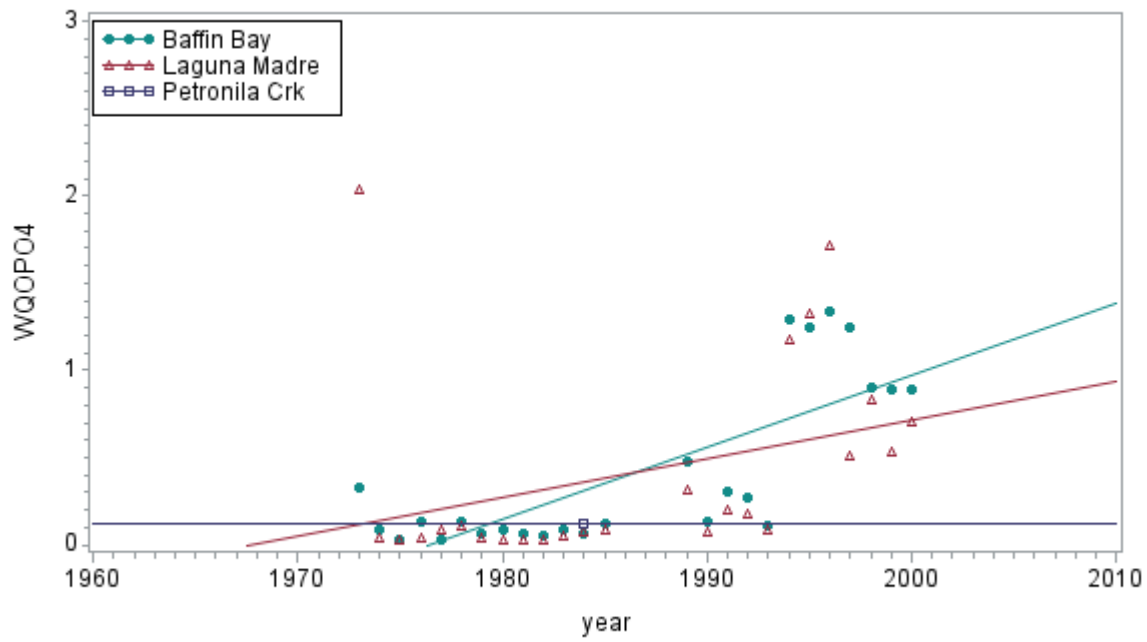
Regression Equation:
 WQNO2N(AU Name: Baffin Bay) = -57.58334 + 0.029125*year
 WQNO2N(AU Name: Laguna Madre) = -31.99799 + 0.016186*year
 WQNO2N(AU Name: Petronila Crk) = -1.824678 + 0.000931*year



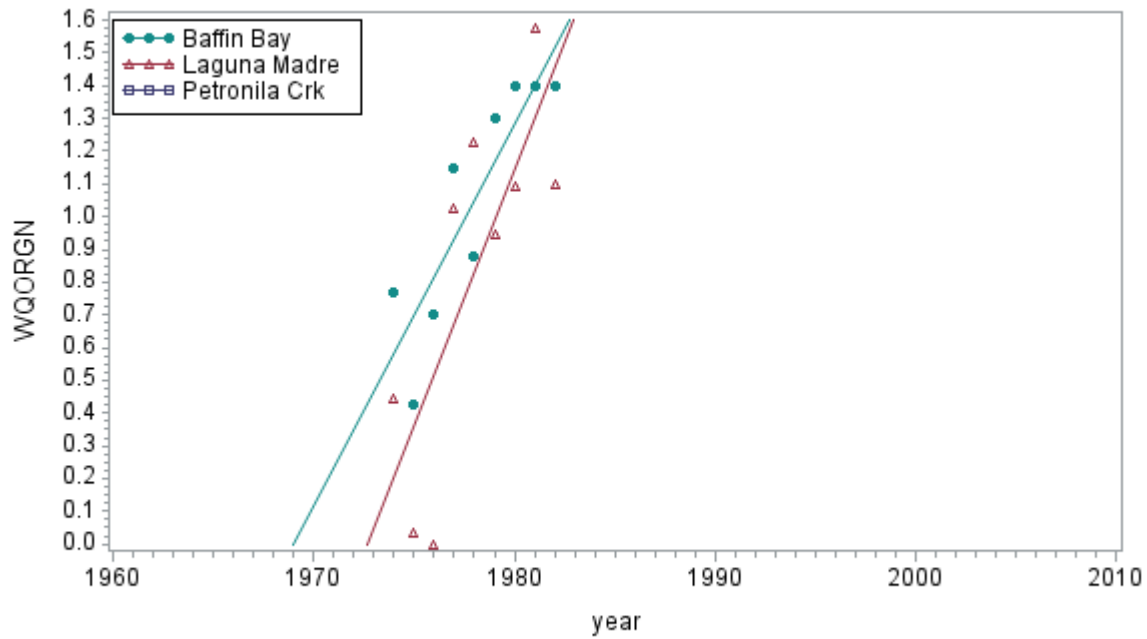
Regression Equation:
 WQNO3N(AU Name: Baffin Bay) = -48.72196 + 0.024675*year
 WQNO3N(AU Name: Laguna Madre) = -27.71227 + 0.014041*year
 WQNO3N(AU Name: Petronila Crk) = -2.398299 + 0.001226*year



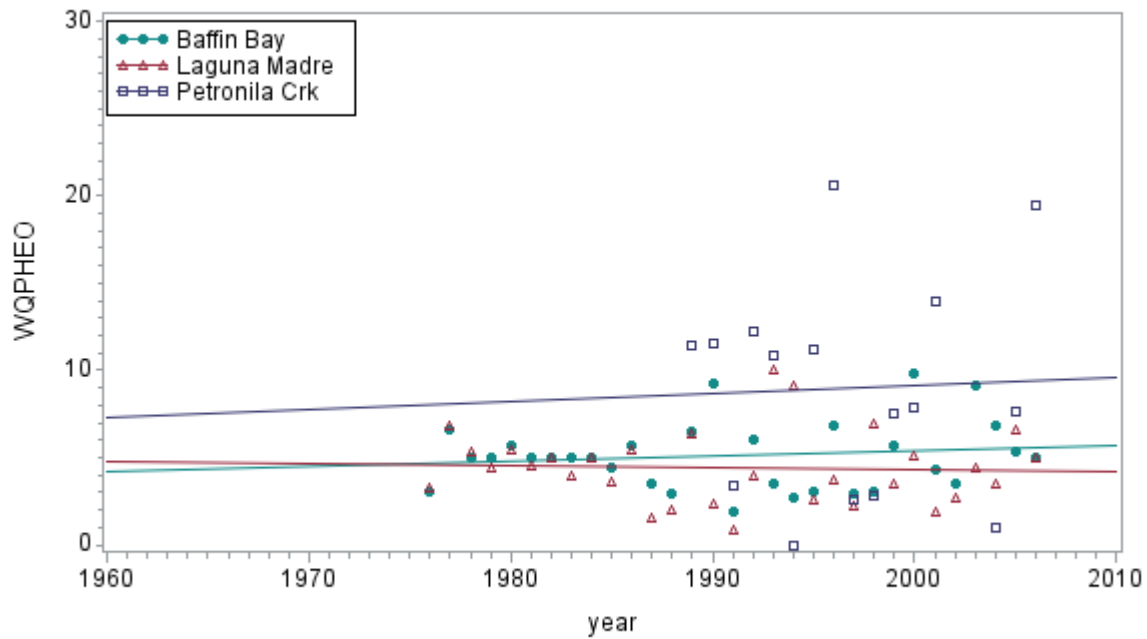
Regression Equation:
 WQOPD(AU Name: Baffin Bay) = -8.128017 + 0.004137*year
 WQOPD(AU Name: Laguna Madre) = -5.57468 + 0.002843*year
 WQOPD(AU Name: Petronila Crk) = -0.351648 + 0.000229*year



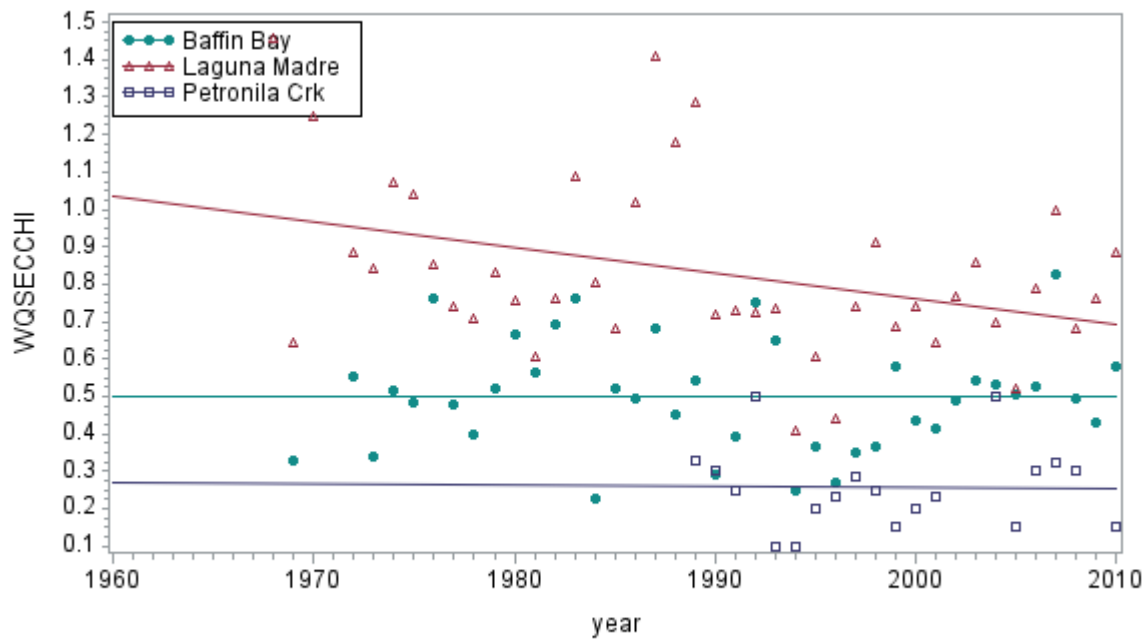
Regression Equation:
 WQOPO4(AU Name: Baffin Bay) = -80.89365 + 0.040932*year
 WQOPO4(AU Name: Laguna Madre) = -43.21358 + 0.021963*year
 WQOPO4(AU Name: Petronila Crk) = 0.12 + 0*year



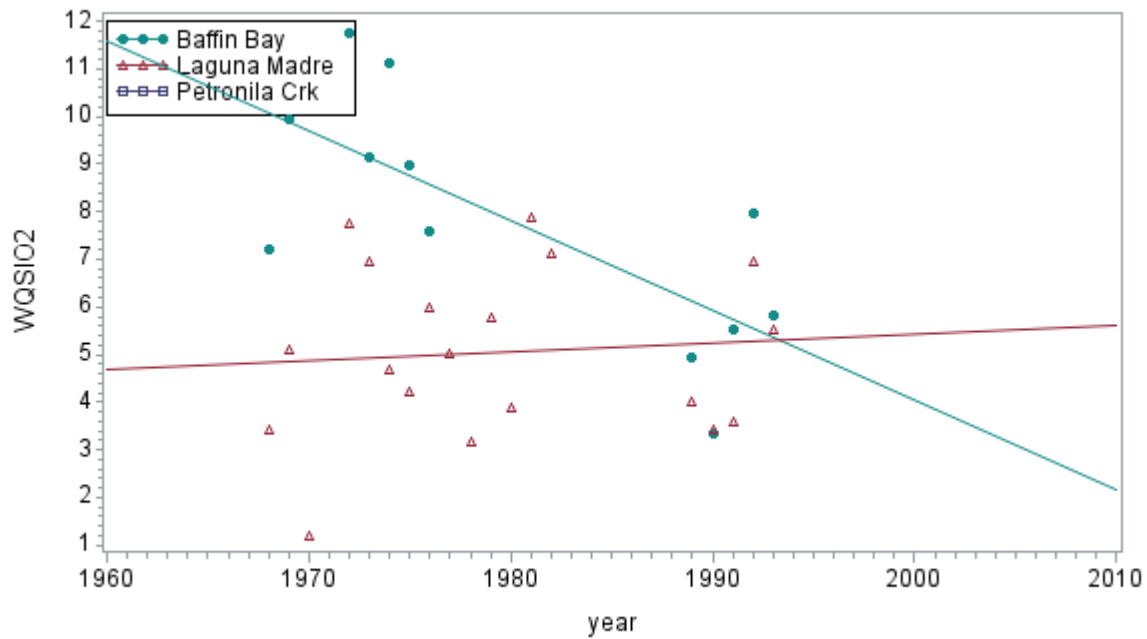
Regression Equation:
 WQORGN(AU Name: Baffin Bay) = -229.4956 + 0.116554*year
 WQORGN(AU Name: Laguna Madre) = -307.6185 + 0.155938*year
 WQORGN(AU Name: Petronila Crk) = 0 + 0*year



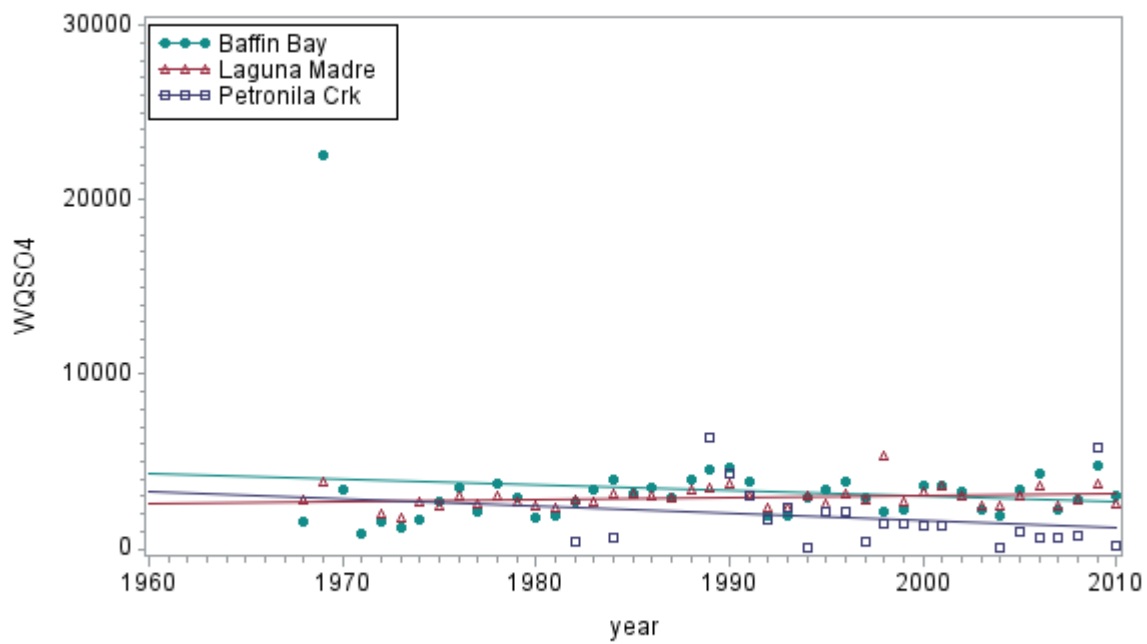
Regression Equation:
 WQPHEO(AU Name: Baffin Bay) = -53.8521 + 0.029596*year
 WQPHEO(AU Name: Laguna Madre) = -28.33473 - 0.012*year
 WQPHEO(AU Name: Petronila Crk) = -84.28615 + 0.046717*year



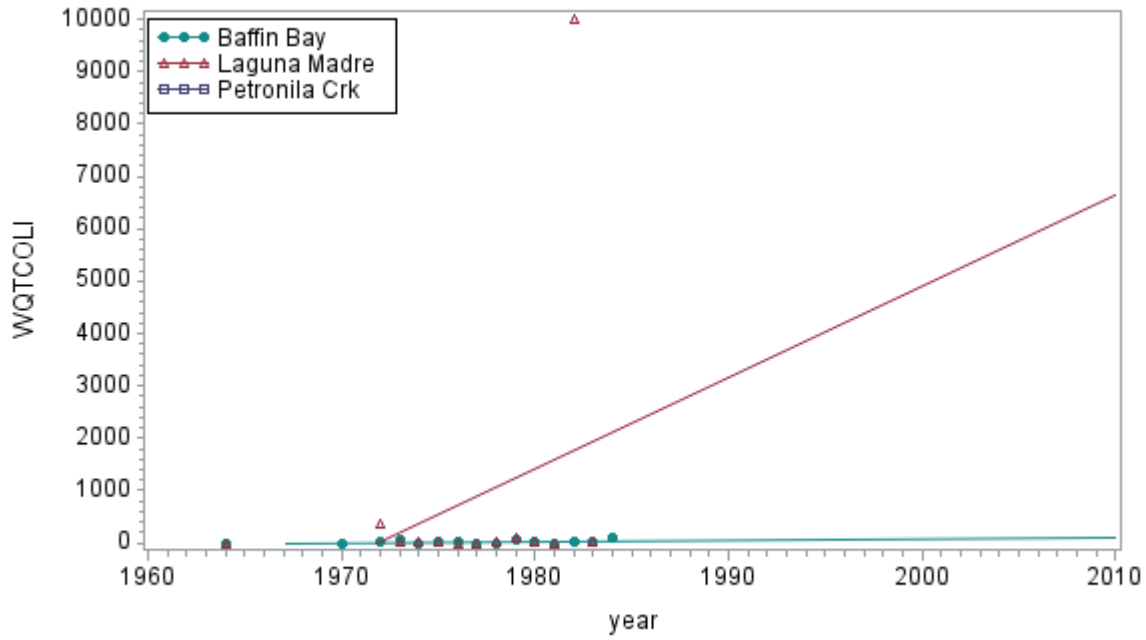
Regression Equation:
 WQSECCHI(AU Name: Baffin Bay) = 0.432415 + 0.000034*year
 WQSECCHI(AU Name: Laguna Madre) = 14.41101 - 0.006825*year
 WQSECCHI(AU Name: Petronila Crk) = 0.966191 - 0.000355*year



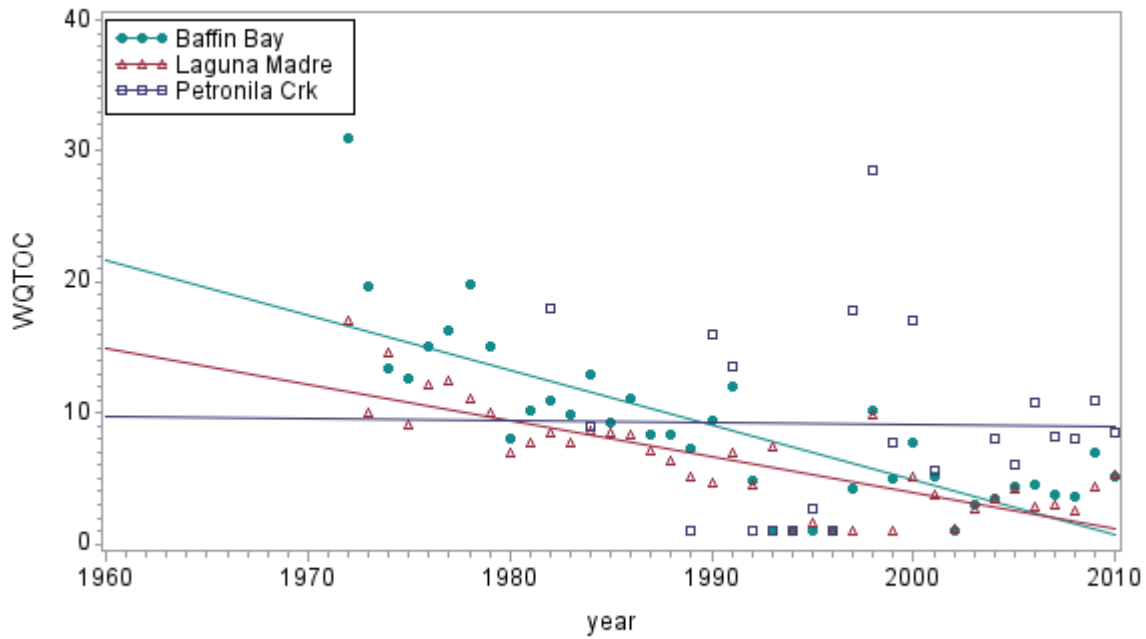
Regression Equation:
 WQSI02(AU Name: Baffin Bay) = 379.4924 - 0.187718*year
 WQSI02(AU Name: Laguna Madre) = -32.25379 + 0.018845*year
 WQSI02(AU Name: Petronila Crk) = 0 + 0*year



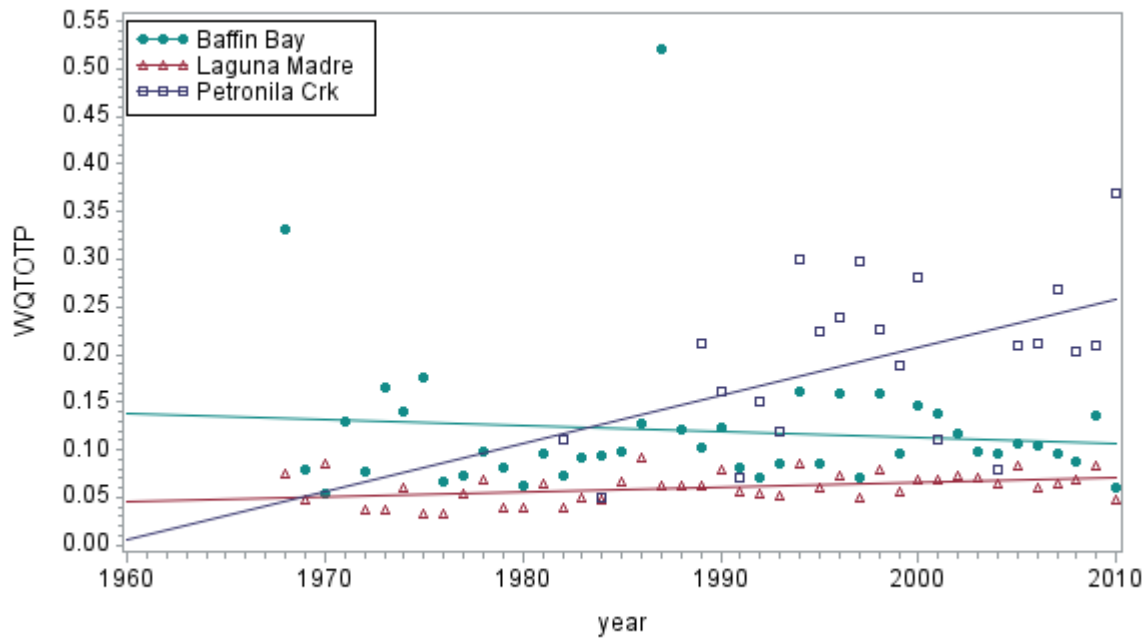
Regression Equation:
 WQSO4(AU Name: Baffin Bay) = 68685.41 - 32.84023*year
 WQSO4(AU Name: Laguna Madre) = -19897.83 + 11.41796*year
 WQSO4(AU Name: Petronila Crk) = 83723.56 - 41.04458*year



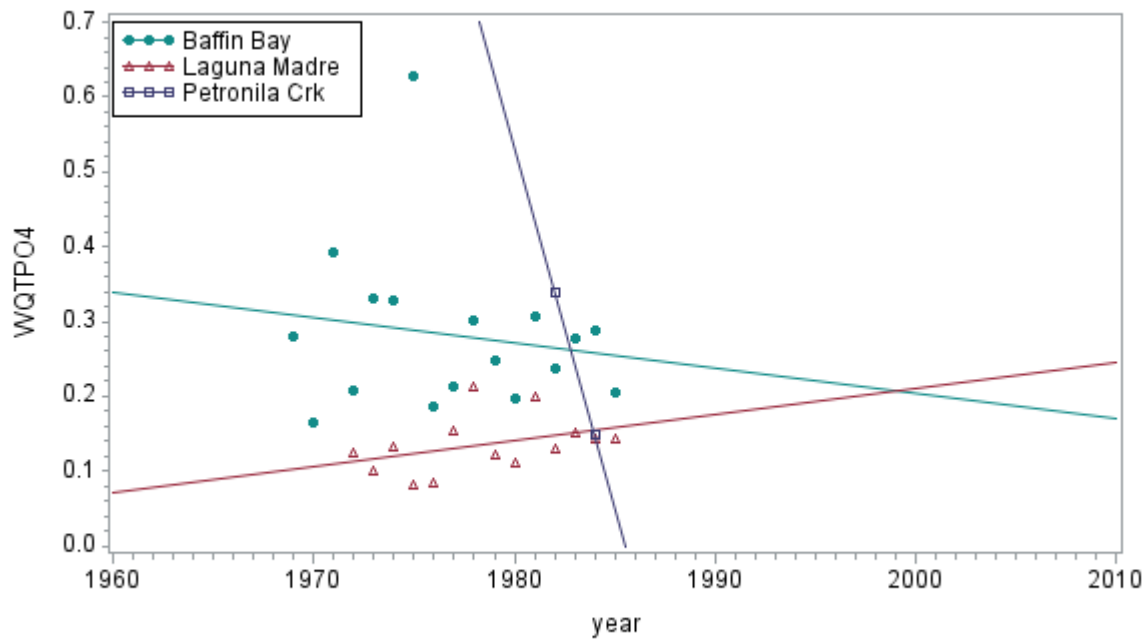
Regression Equation:
 WQTCOLI(AU Name: Baffin Bay) = -4372.726 + 2.222902*year
 WQTCOLI(AU Name: Laguna Madre) = -343639.1 + 174.2773*year
 WQTCOLI(AU Name: Petronila Crk) = 0 + 0*year



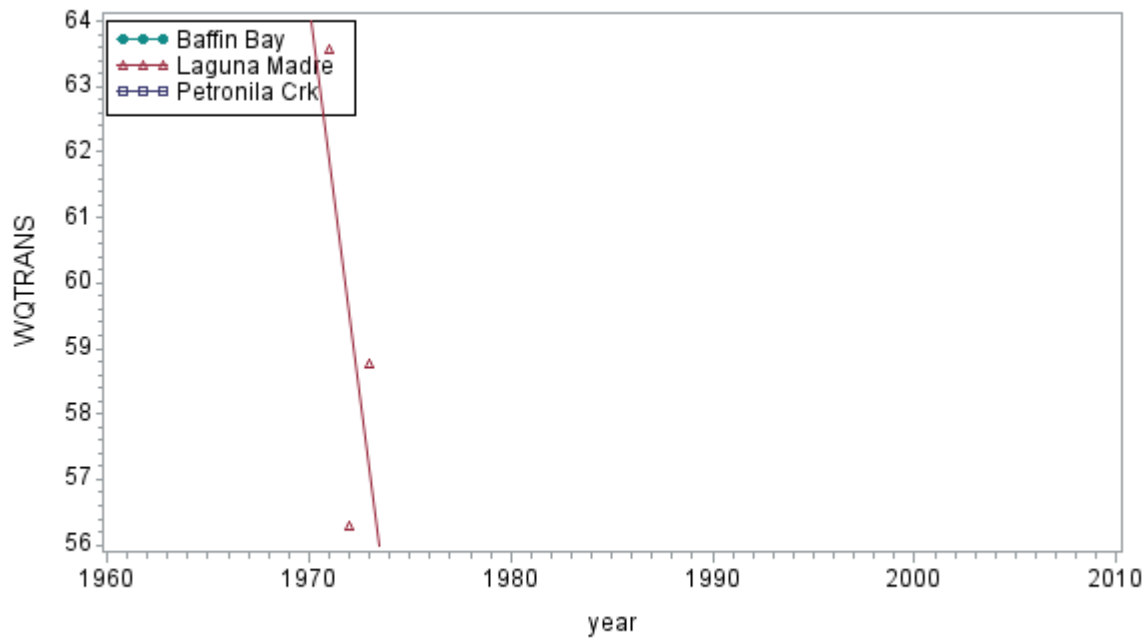
Regression Equation:
 WQTOC(AU Name: Baffin Bay) = 843.2148 - 0.419161*year
 WQTOC(AU Name: Laguna Madre) = 556.8213 - 0.276454*year
 WQTOC(AU Name: Petronila Crk) = 41.16969 - 0.016023*year



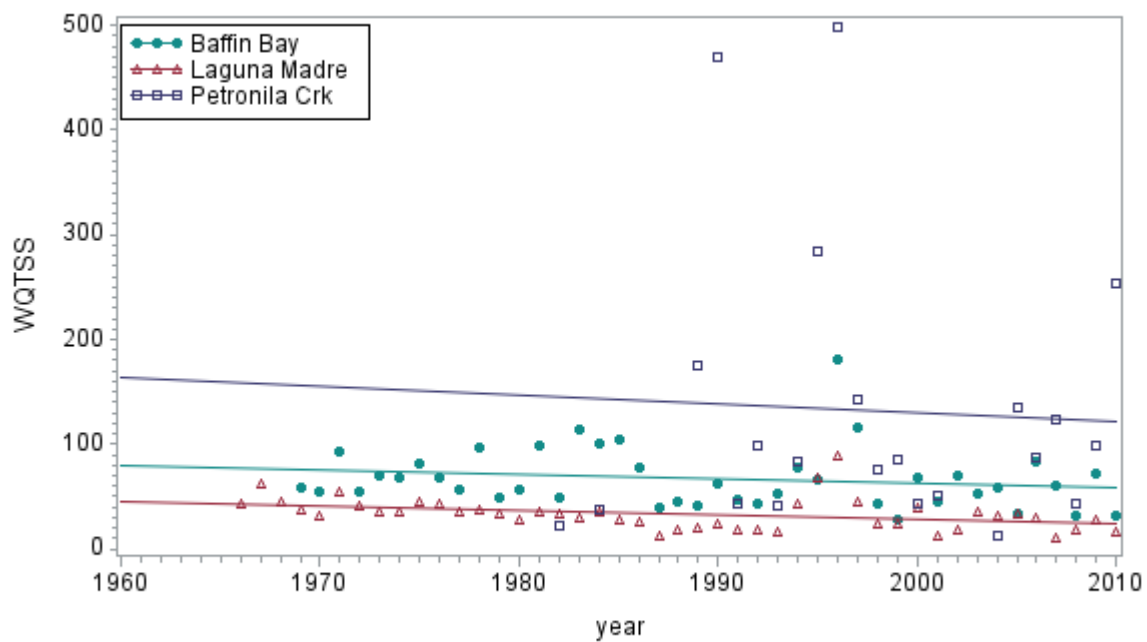
Regression Equations:
 WQTOTP(AU_Name:Baffin Bay) = 1.368255 - 0.000628*year
 WQTOTP(AU_Name:Laguna Madre) = -0.905827 + 0.000486*year
 WQTOTP(AU_Name:Petronila Crk) = -9.884949 + 0.005046*year



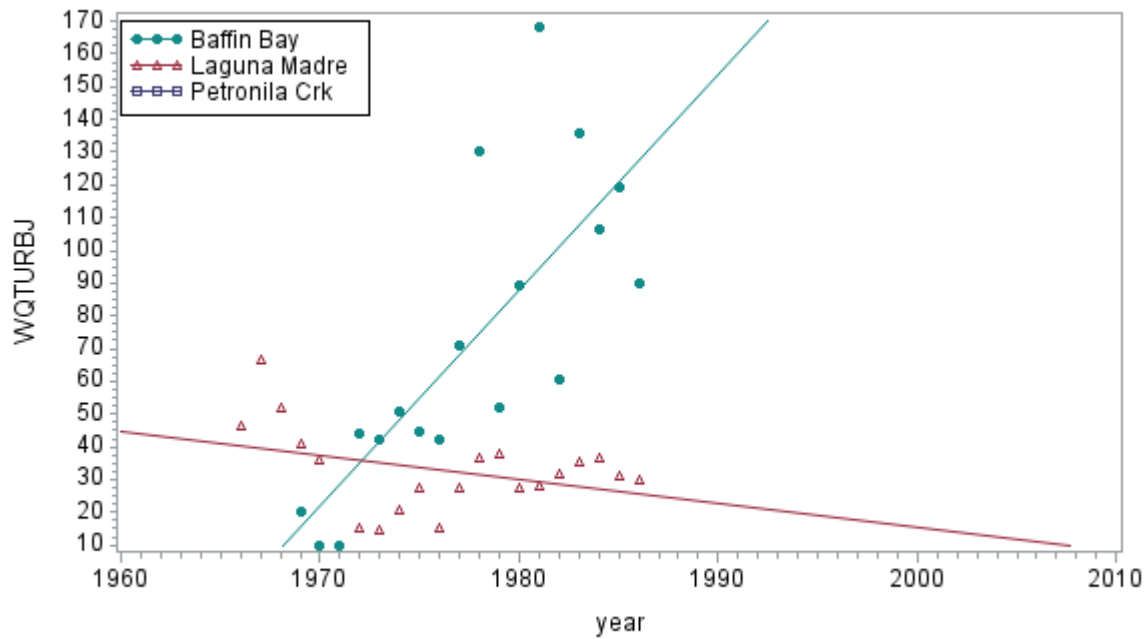
Regression Equations:
 WQTPO4(AU_Name:Baffin Bay) = 7.038659 - 0.003418*year
 WQTPO4(AU_Name:Laguna Madre) = -6.736964 + 0.003474*year
 WQTPO4(AU_Name:Petronila Crk) = 188.63 - 0.095*year



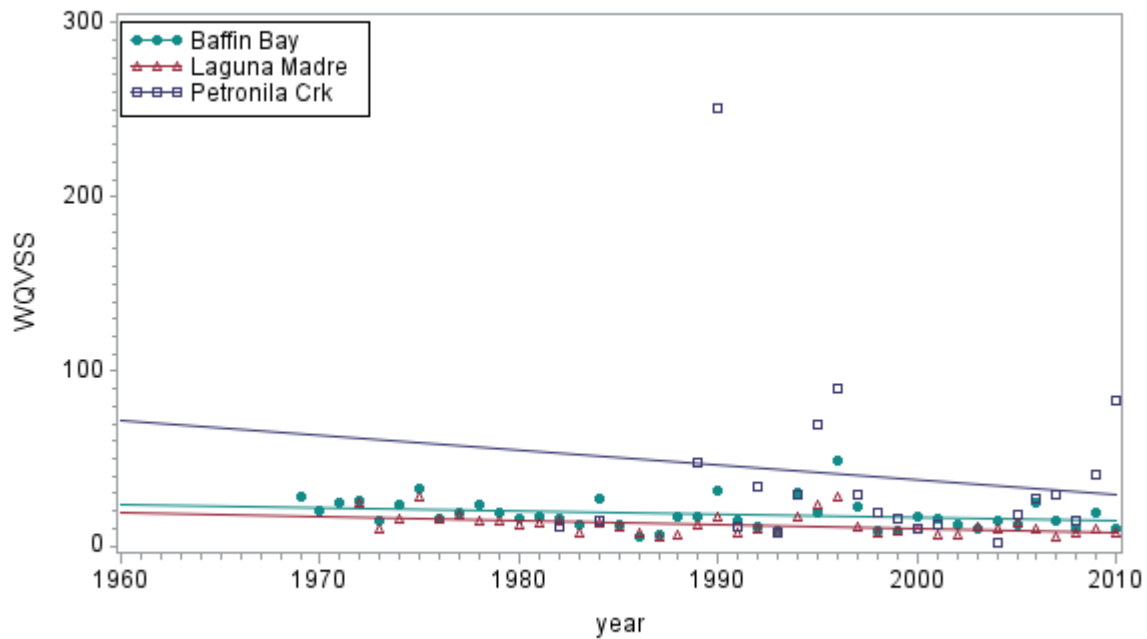
Regression Equation:
 WQTRANS(AU Name: Baffin Bay) = 0 + 0*year
 WQTRANS(AU Name: Laguna Madre) = 4800.565 - 2.404167*year
 WQTRANS(AU Name: Petronila Crk) = 0 + 0*year



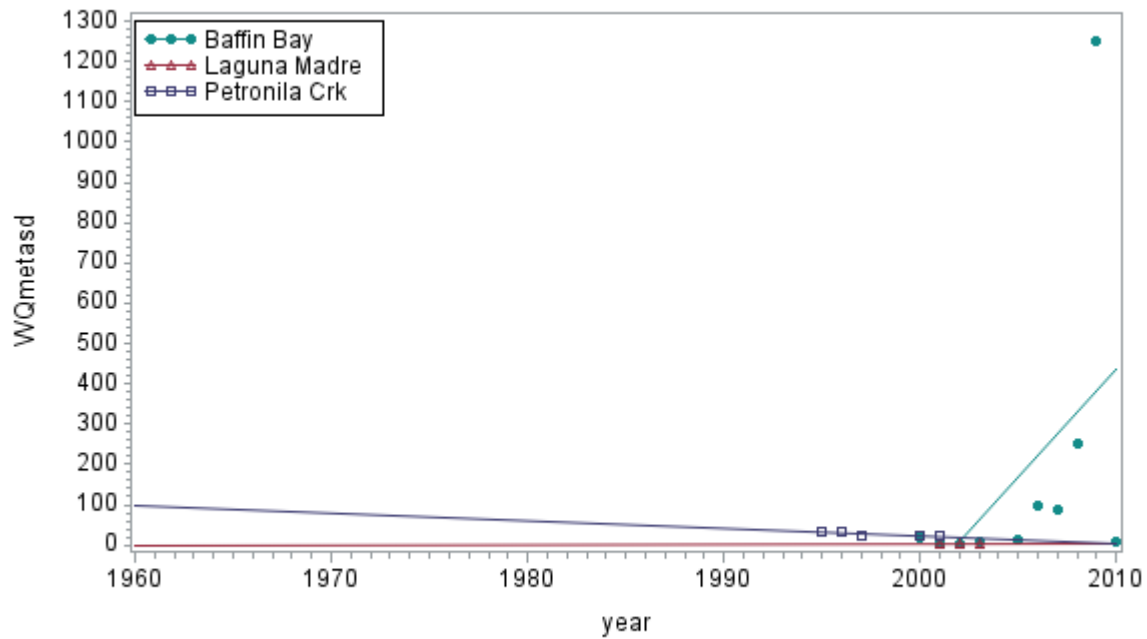
Regression Equation:
 WQTSS(AU Name: Baffin Bay) = 884.051 - 0.410844*year
 WQTSS(AU Name: Laguna Madre) = 863.7913 - 0.417726*year
 WQTSS(AU Name: Petronila Crk) = 1797.251 - 0.83357*year



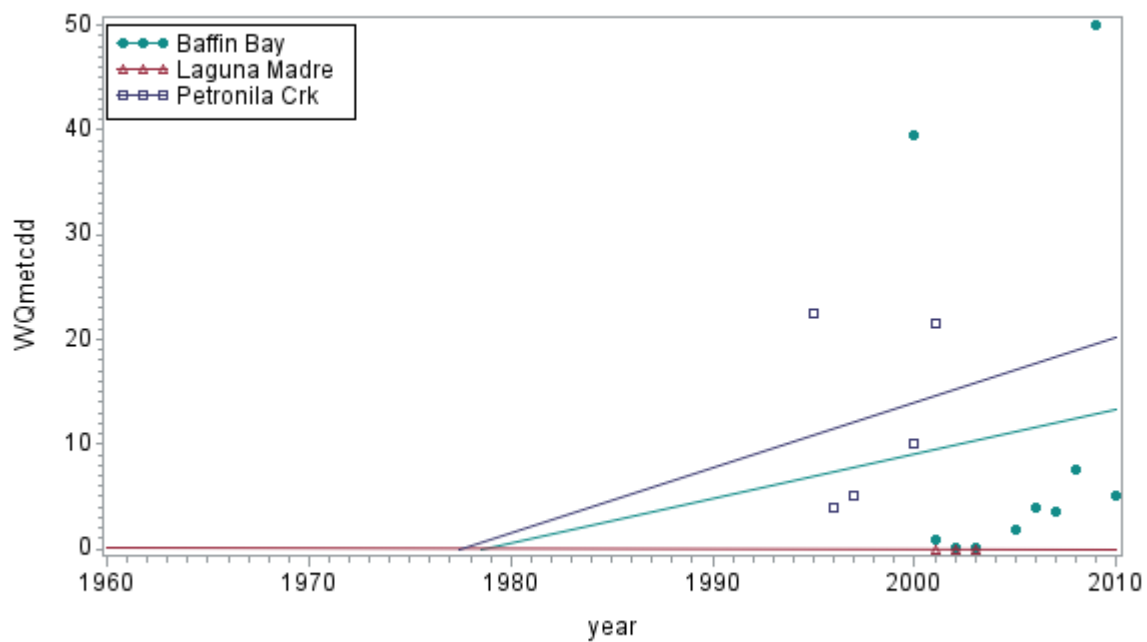
Regression Equation:
 WQTURBJ(AU Name: Baffin Bay) = -12977.96 + 6.596949*year
 WQTURBJ(AU Name: Laguna Madre) = 1470.073 - 0.727247*year
 WQTURBJ(AU Name: Petronila Crk) = 0 + 0*year



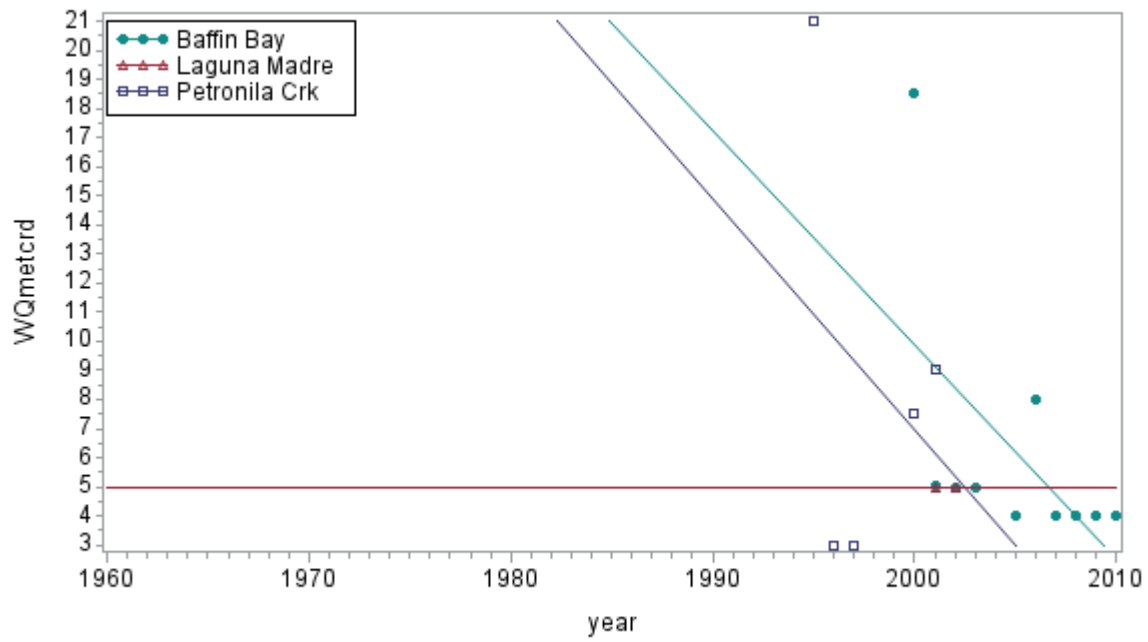
Regression Equation:
 WQVSS(AU Name: Baffin Bay) = 408.1503 - 0.196106*year
 WQVSS(AU Name: Laguna Madre) = 458.4822 - 0.224066*year
 WQVSS(AU Name: Petronila Crk) = 1745.403 - 0.854*year



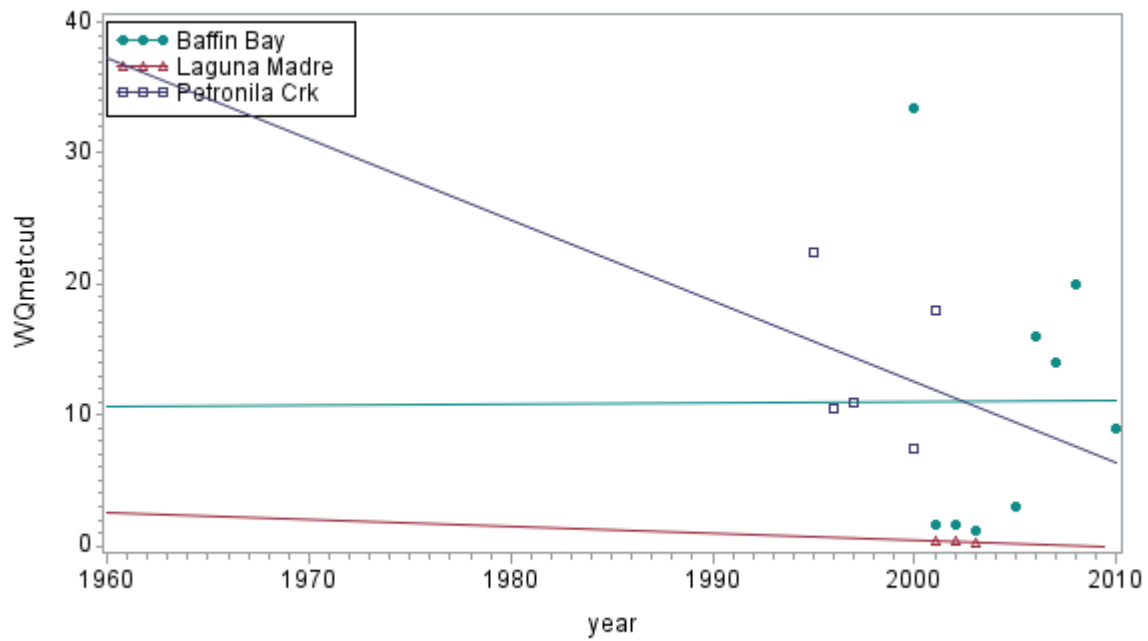
Regression Equation:
 WQmetasd(AU-Name:Baffin Bay) = -106101.7 + 53.00278*year
 WQmetasd(AU-Name:Laguna Madre) = -77.1695 + 0.0395*year
 WQmetasd(AU-Name:Petronila Crk) = -3804.649 + 1.891045*year



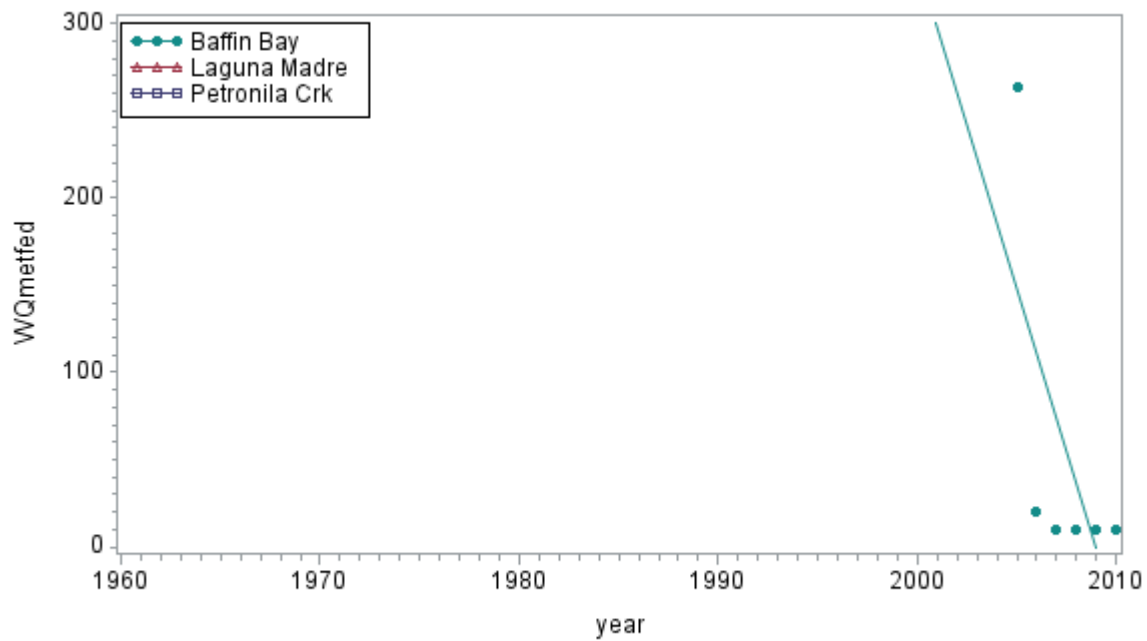
Regression Equation:
 WQmetcdd(AU-Name:Baffin Bay) = -837.3362 + 0.42321*year
 WQmetcdd(AU-Name:Laguna Madre) = -0.687764 + 0.000333*year
 WQmetcdd(AU-Name:Petronila Crk) = -1224.843 + 0.619403*year



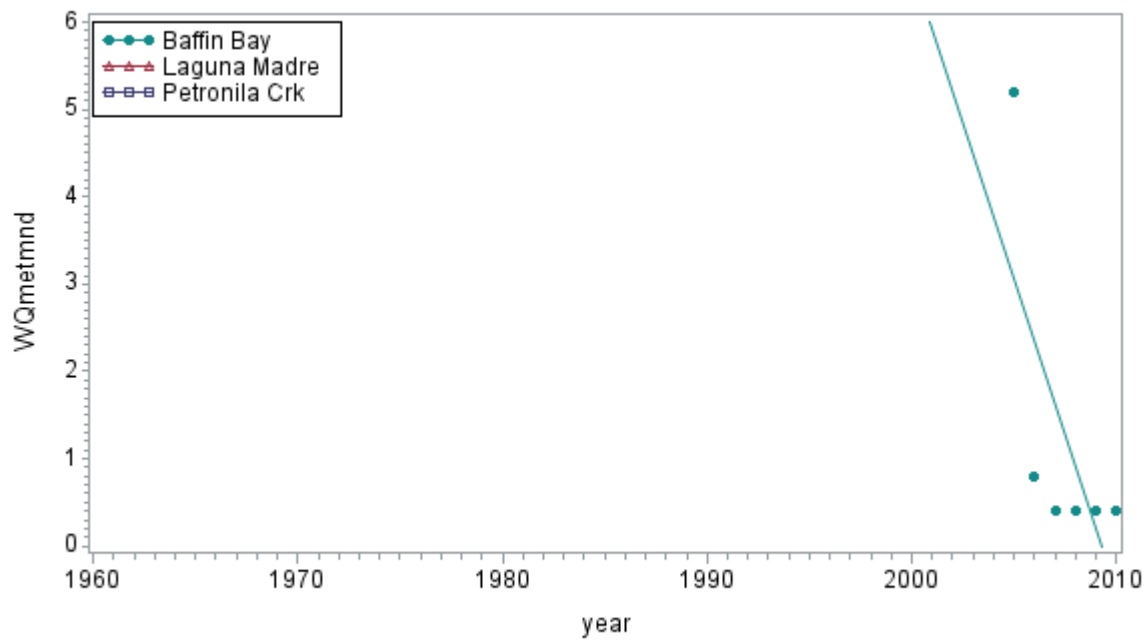
Regression Equation:
 WQmetcrd(AU-Name:Baffin Bay) = 1477.729 - 0.733915*year
 WQmetcrd(AU-Name:Laguna Madre) = 5 + 0*year
 WQmetcrd(AU-Name:Petronila Crk) = 1596.504 - 0.794776*year



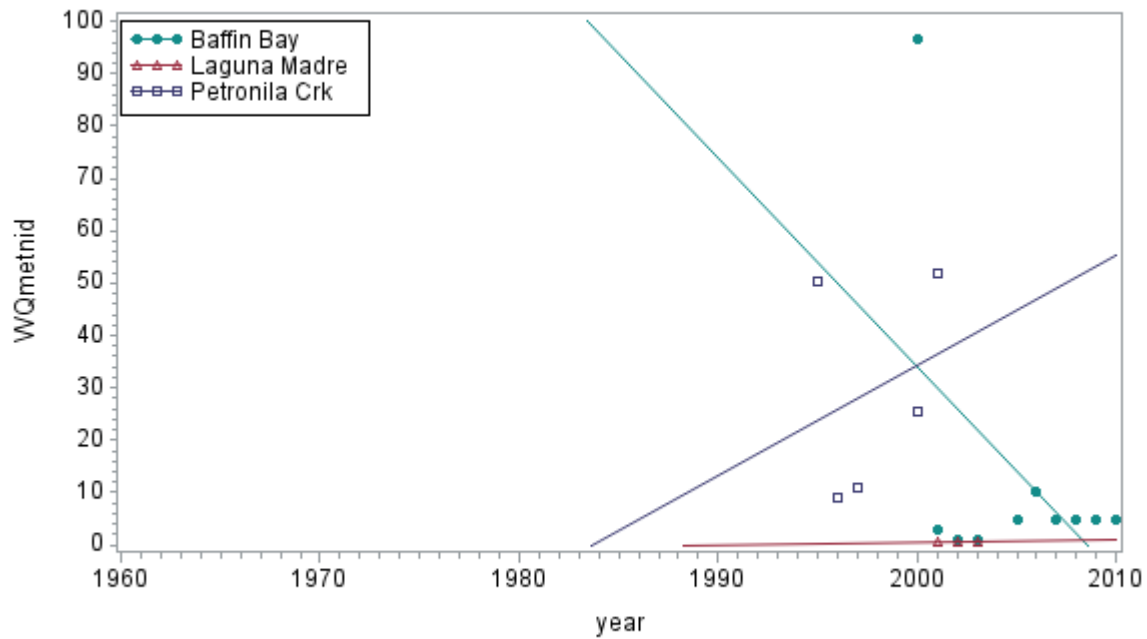
Regression Equation:
 WQmetcud(AU-Name:Baffin Bay) = -6.340312 + 0.008705*year
 WQmetcud(AU-Name:Laguna Madre) = 102.1417 - 0.050833*year
 WQmetcud(AU-Name:Petronila Crk) = 1251.343 - 0.619403*year



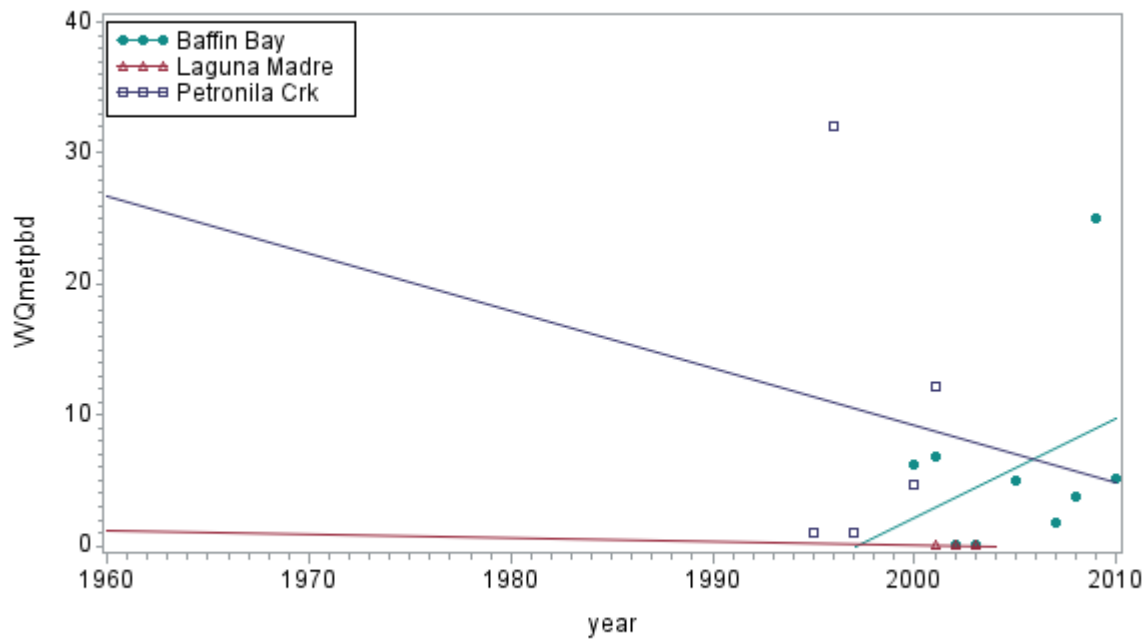
Regression Equation:
 WQmetfed(AU Name: Baffin Bay) = 74618.29 - 37.14286*year
 WQmetfed(AU Name: Laguna Madre) = 0 + 0*year
 WQmetfed(AU Name: Petronila Crk) = 0 + 0*year



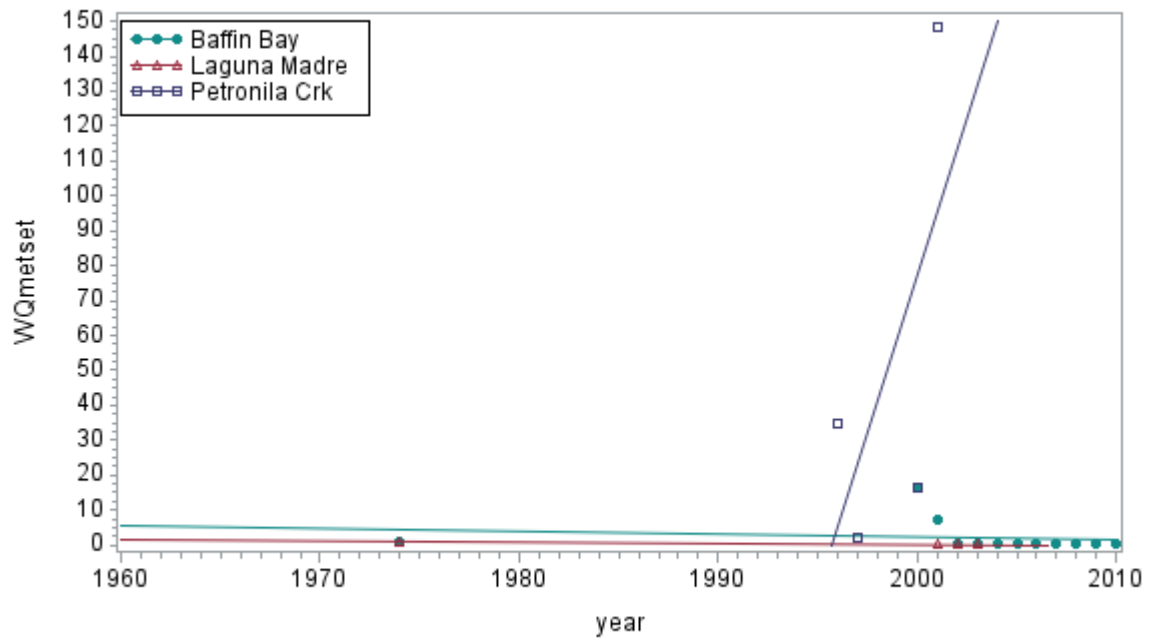
Regression Equation:
 WQmetmnd(AU Name: Baffin Bay) = 1446.667 - 0.72*year
 WQmetmnd(AU Name: Laguna Madre) = 0 + 0*year
 WQmetmnd(AU Name: Petronila Crk) = 0 + 0*year



Regression Equation:
 WQmetmid(AU Name: Baffin Bay) = $8008.964 - 3.98747 \cdot \text{year}$
 WQmetmid(AU Name: Laguna Madre) = $-78.53623 + 0.0395 \cdot \text{year}$
 WQmetmid(AU Name: Petronila Crk) = $-4152.362 + 2.093284 \cdot \text{year}$

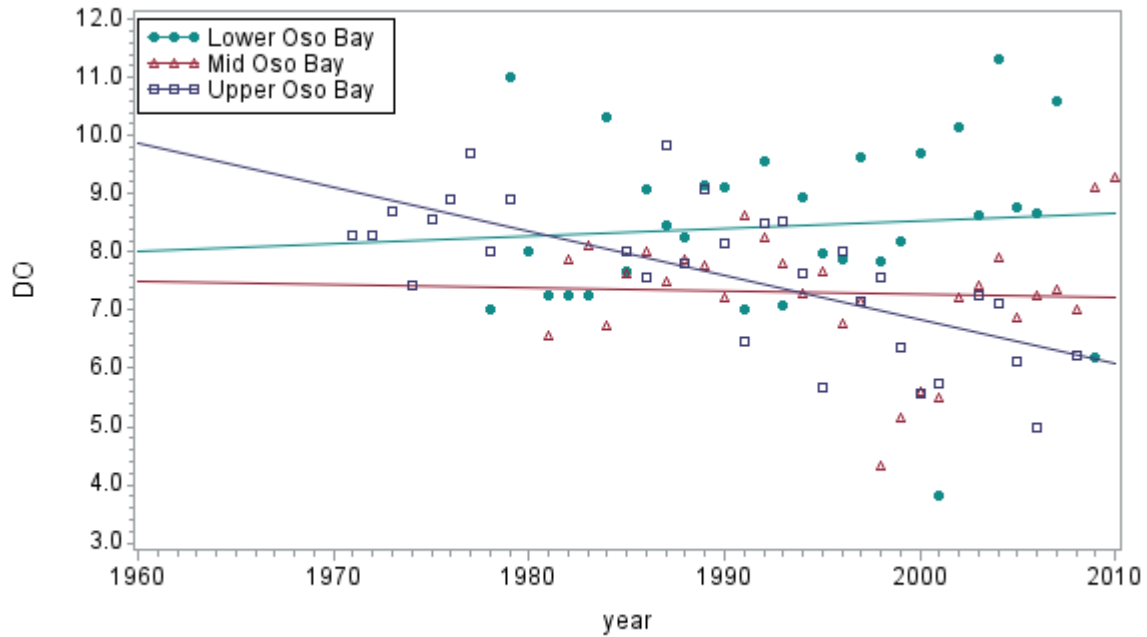


Regression Equation:
 WQmetpbd(AU Name: Baffin Bay) = $-1514.115 + 0.758145 \cdot \text{year}$
 WQmetpbd(AU Name: Laguna Madre) = $55.10938 - 0.0215 \cdot \text{year}$
 WQmetpbd(AU Name: Petronila Crk) = $881.6184 - 0.436194 \cdot \text{year}$

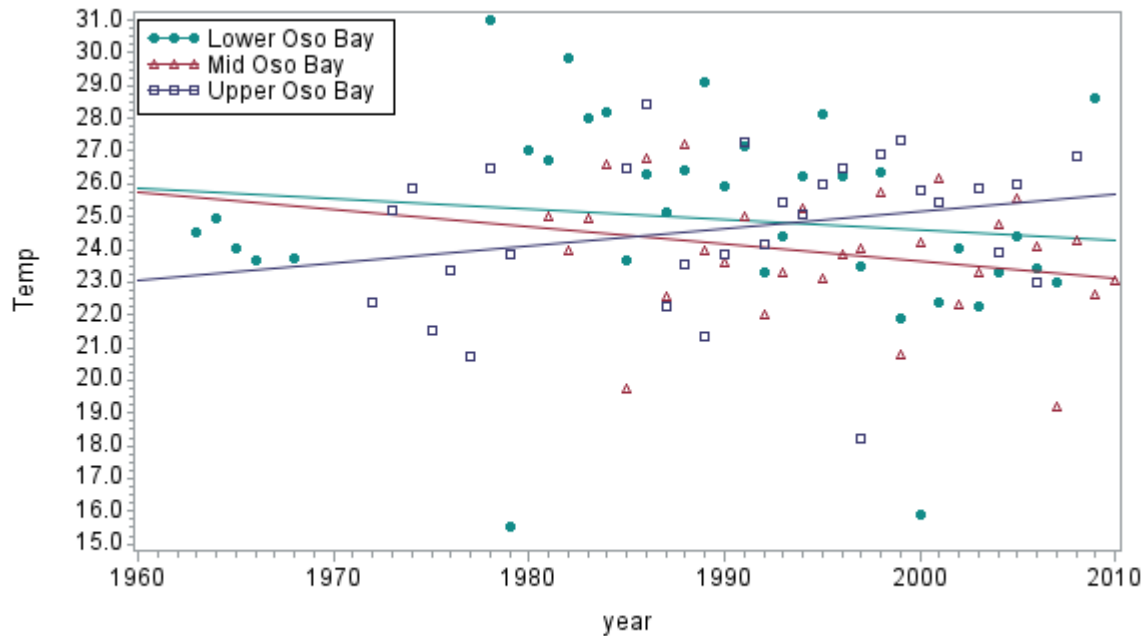


Regression Equation:
 WQmetset(AU Name: Baffin Bay) = 145.6656 - 0.071619*year
 WQmetset(AU Name: Laguna Madre) = 61.61251 - 0.030705*year
 WQmetset(AU Name: Petronila Crk) = -35863.72 + 17.97059*year

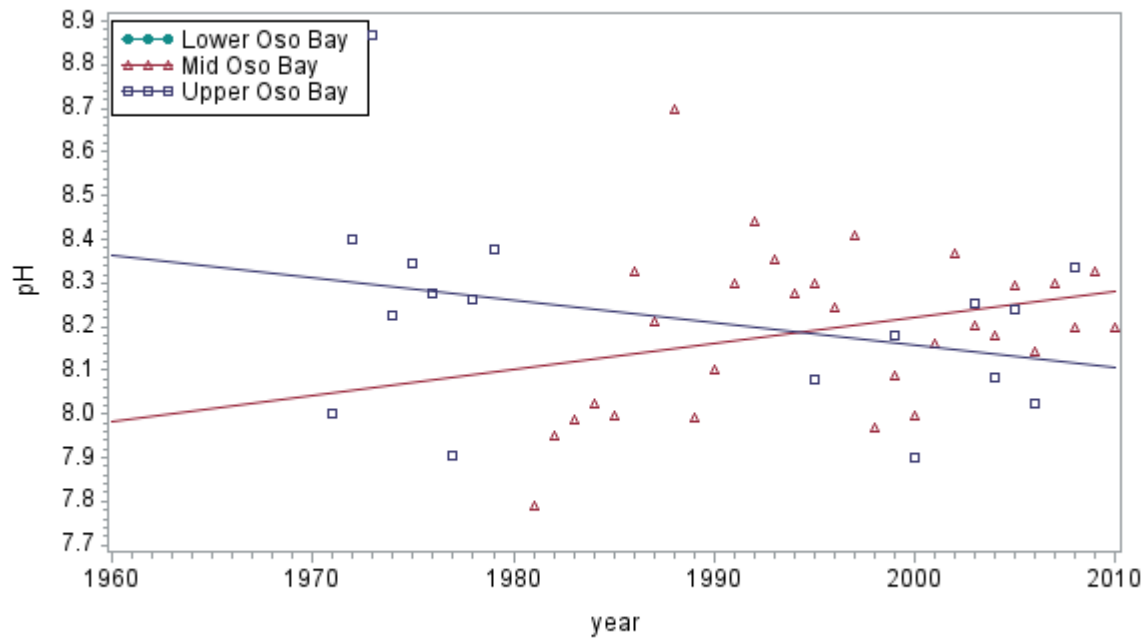
WQ2: Oso Bay



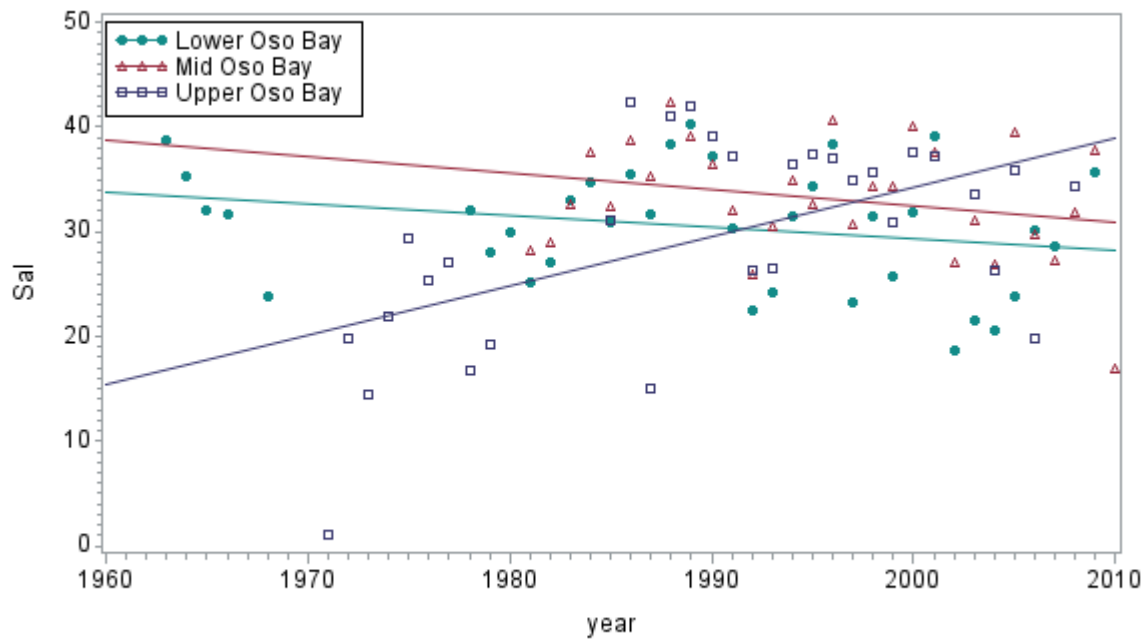
Regression Equation:
 DO(AU-Name:Lower Oso Bay) = $-17.62781 + 0.013081 \cdot \text{year}$
 DO(AU-Name:Mid Oso Bay) = $17.87658 - 0.005302 \cdot \text{year}$
 DO(AU-Name:Upper Oso Bay) = $159.403 - 0.076286 \cdot \text{year}$



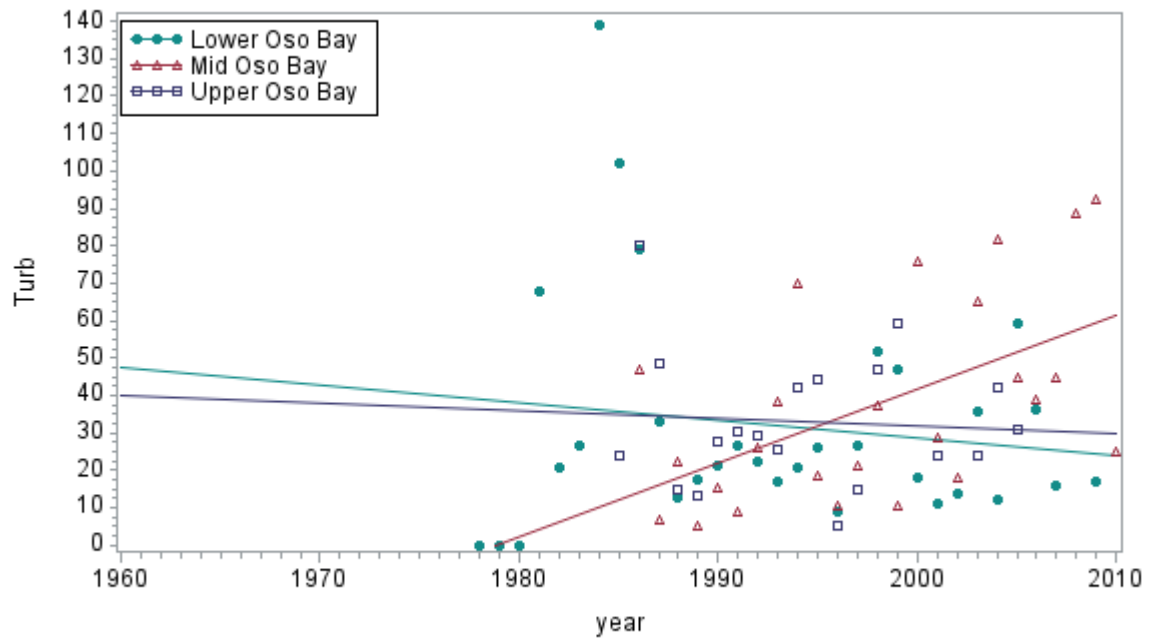
Regression Equation:
 Temp(AU-Name:Lower Oso Bay) = $87.53853 - 0.031466 \cdot \text{year}$
 Temp(AU-Name:Mid Oso Bay) = $128.4868 - 0.052412 \cdot \text{year}$
 Temp(AU-Name:Upper Oso Bay) = $-80.82035 + 0.052984 \cdot \text{year}$



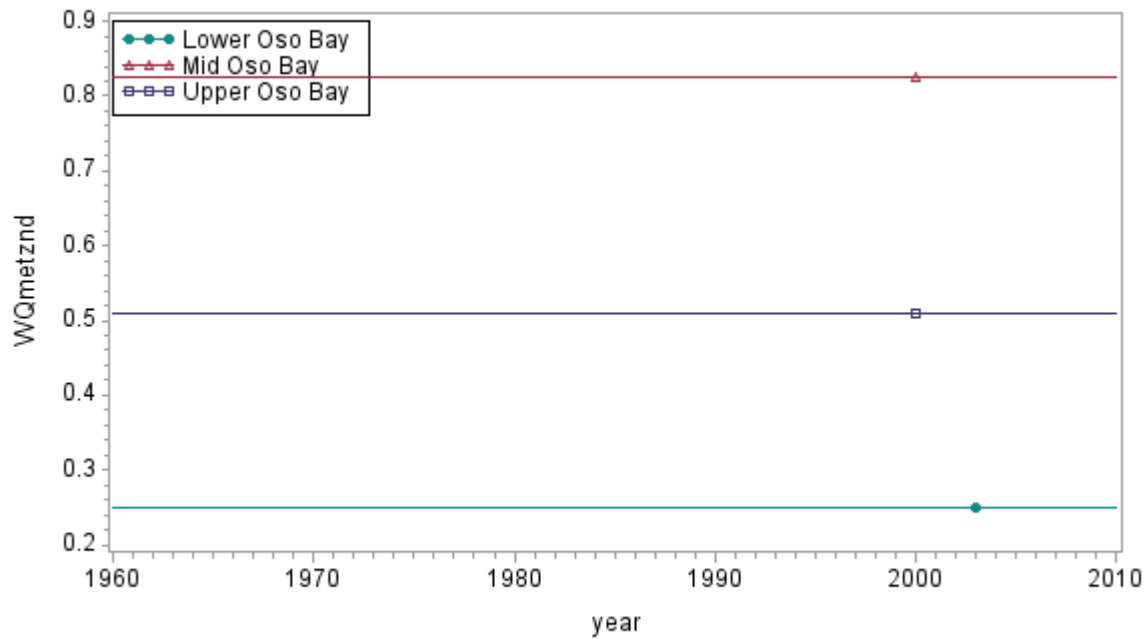
Regression Equation:
 pH(AU_Name:Lower Oso Bay) = 0 + 0*year
 pH(AU_Name:Mid Oso Bay) = -3.734473 + 0.005978*year
 pH(AU_Name:Upper Oso Bay) = 18.4448 - 0.005143*year



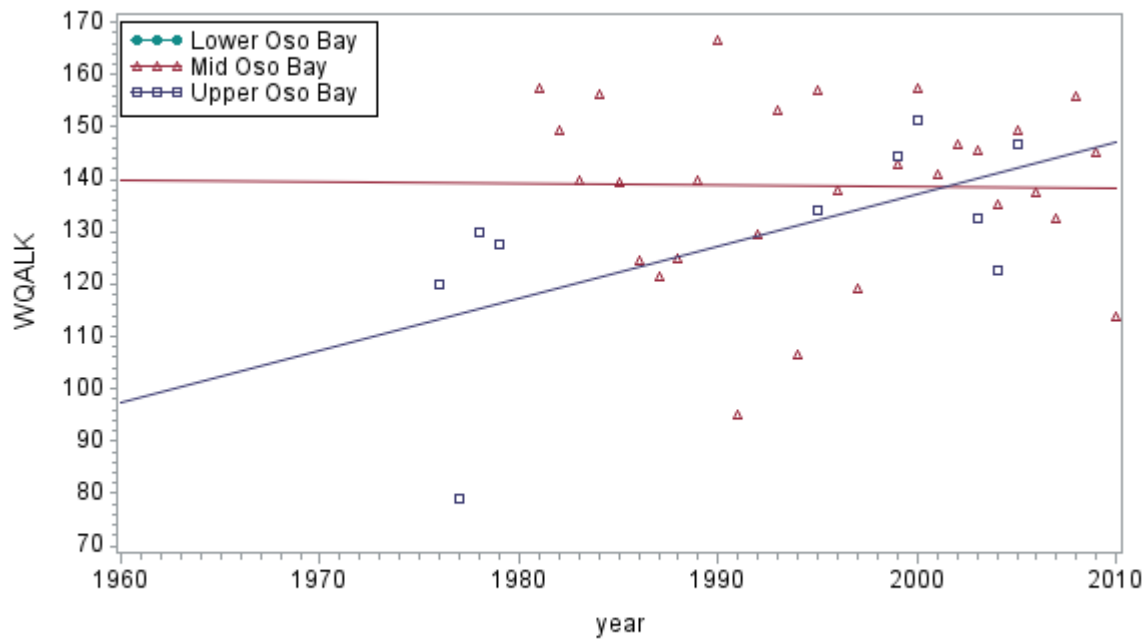
Regression Equation:
 Sal(AU_Name:Lower Oso Bay) = 250.0853 - 0.110408*year
 Sal(AU_Name:Mid Oso Bay) = 345.9609 - 0.156769*year
 Sal(AU_Name:Upper Oso Bay) = -911.0305 + 0.472661*year



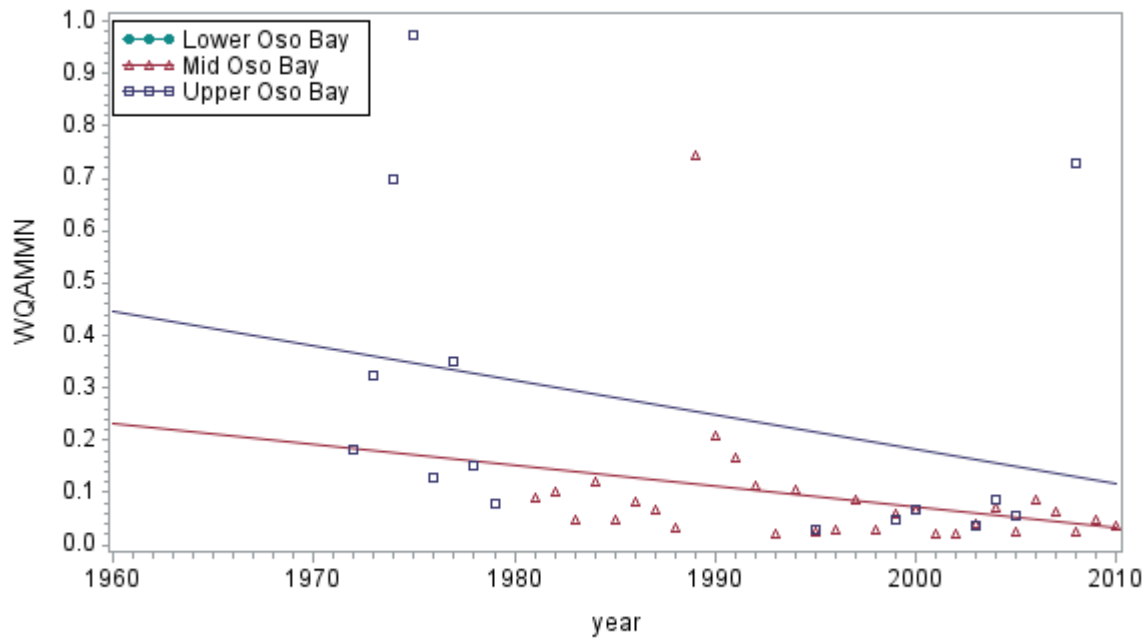
Regression Equation:
 Turb(AU_Name:Lower Oso Bay) = 977.5099 - 0.474515*year
 Turb(AU_Name:Mid Oso Bay) = -3879.954 + 1.960797*year
 Turb(AU_Name:Upper Oso Bay) = 437.7485 - 0.202955*year



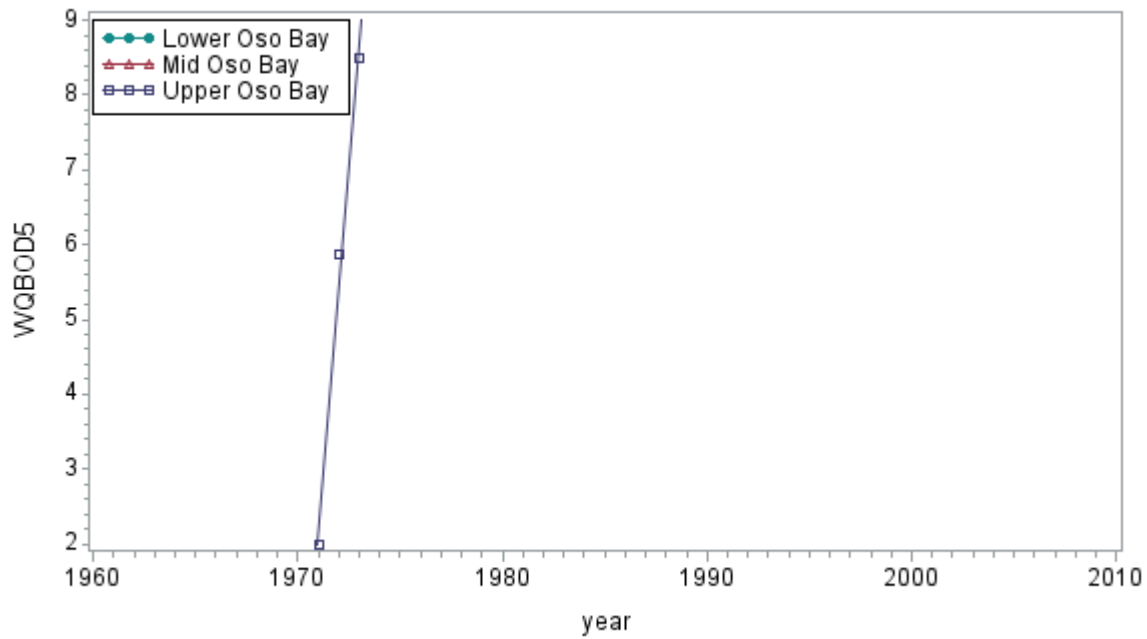
Regression Equation:
 $WQmetznd(AU_Name:Lower\ Oso\ Bay) = 0.25 + 0 \cdot year$
 $WQmetznd(AU_Name:Mid\ Oso\ Bay) = 0.825 + 0 \cdot year$
 $WQmetznd(AU_Name:Upper\ Oso\ Bay) = 0.51 + 0 \cdot year$



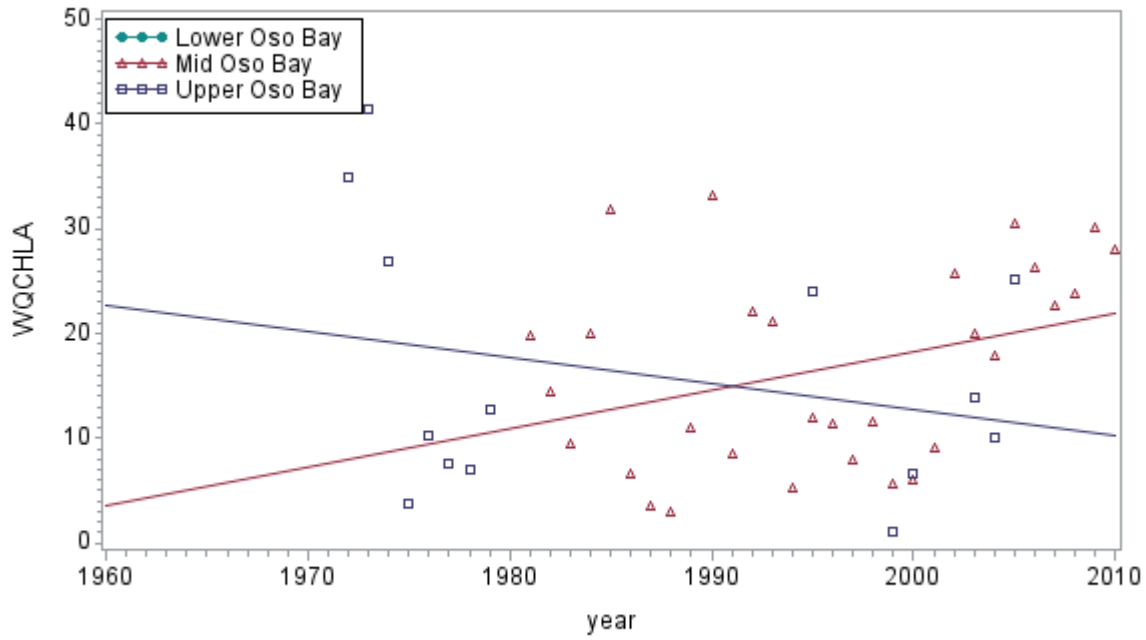
Regression Equation:
 $WQALK(AU_Name:Lower\ Oso\ Bay) = 0 + 0 \cdot year$
 $WQALK(AU_Name:Mid\ Oso\ Bay) = 198.4367 - 0.029934 \cdot year$
 $WQALK(AU_Name:Upper\ Oso\ Bay) = -1853.428 + 0.995301 \cdot year$



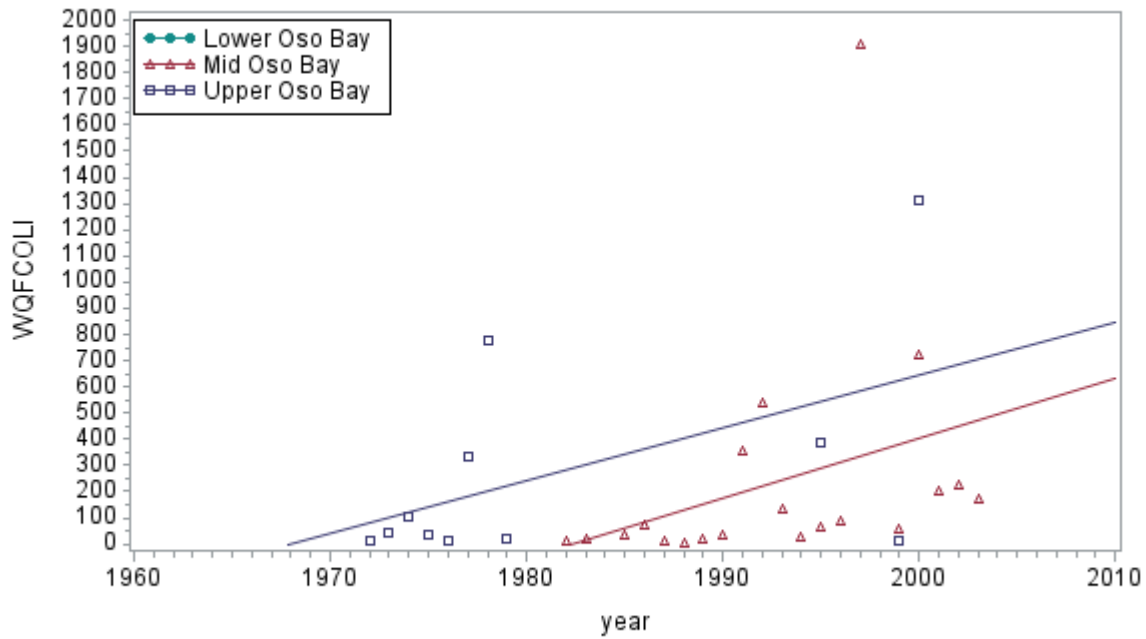
Regression Equations:
 WQAMMN(AU Name: Lower Oso Bay) = 0 + 0*year
 WQAMMN(AU Name: Mid Oso Bay) = 8.073533 - 0.004001*year
 WQAMMN(AU Name: Upper Oso Bay) = 13.39654 - 0.006607*year



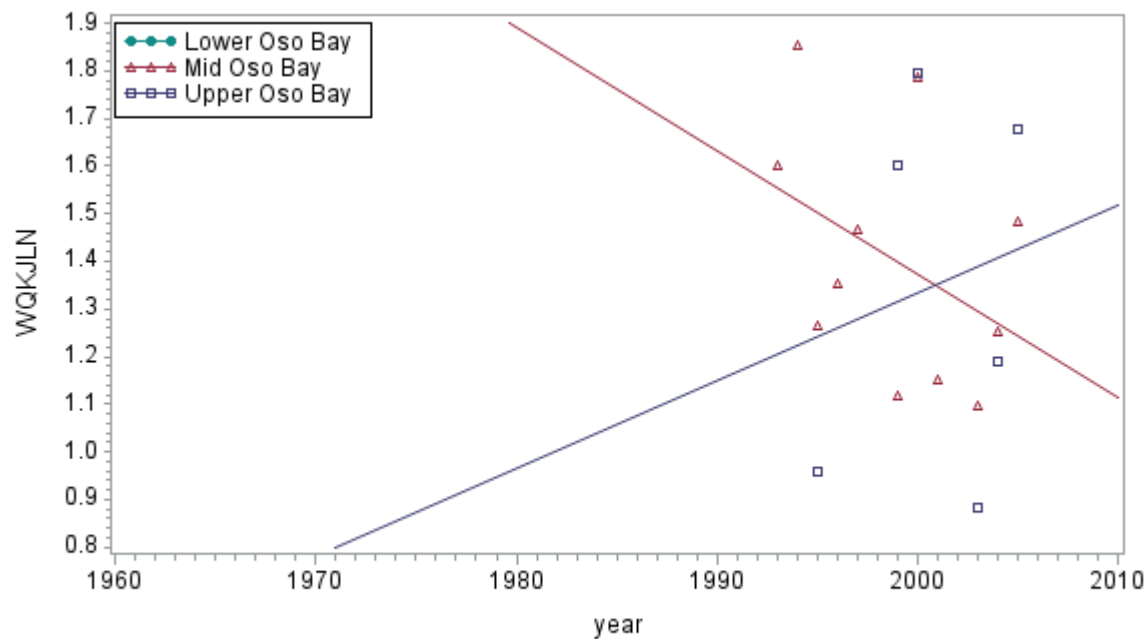
Regression Equations:
 WQBO D5(AU Name: Lower Oso Bay) = 0 + 0*year
 WQBO D5(AU Name: Mid Oso Bay) = 0 + 0*year
 WQBO D5(AU Name: Upper Oso Bay) = -6403.542 + 3.25*year



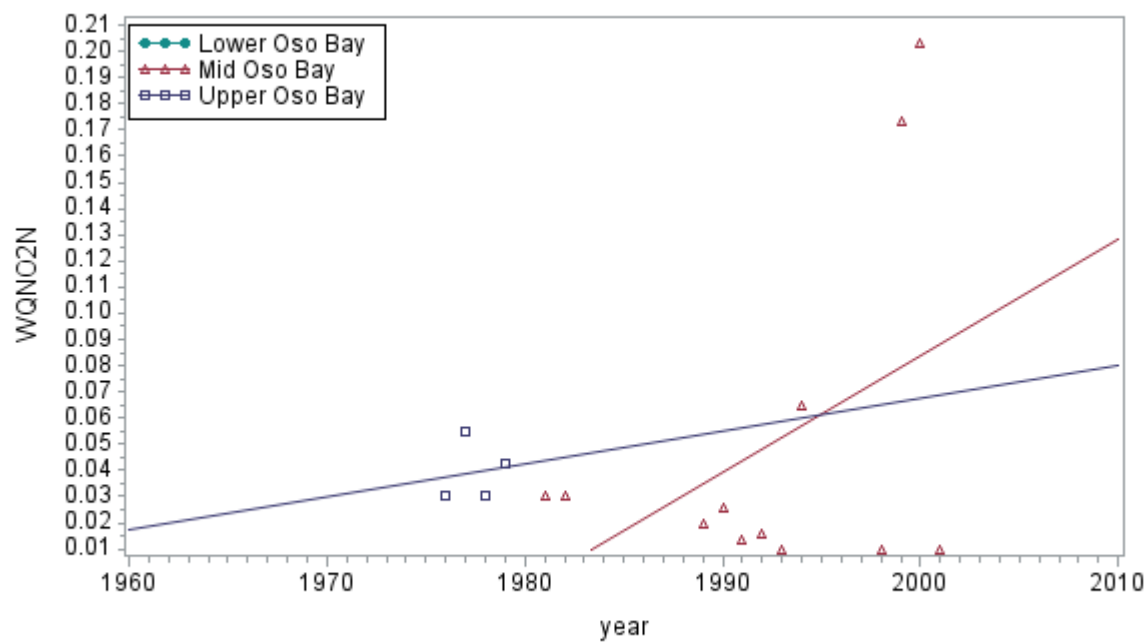
Regression Equation:
 WQCHLA(AU_Name:Lower Oso Bay) = 0 + 0*year
 WQCHLA(AU_Name:Mid Oso Bay) = -722.6076 + 0.370452*year
 WQCHLA(AU_Name:Upper Oso Bay) = 513.6521 - 0.250481*year



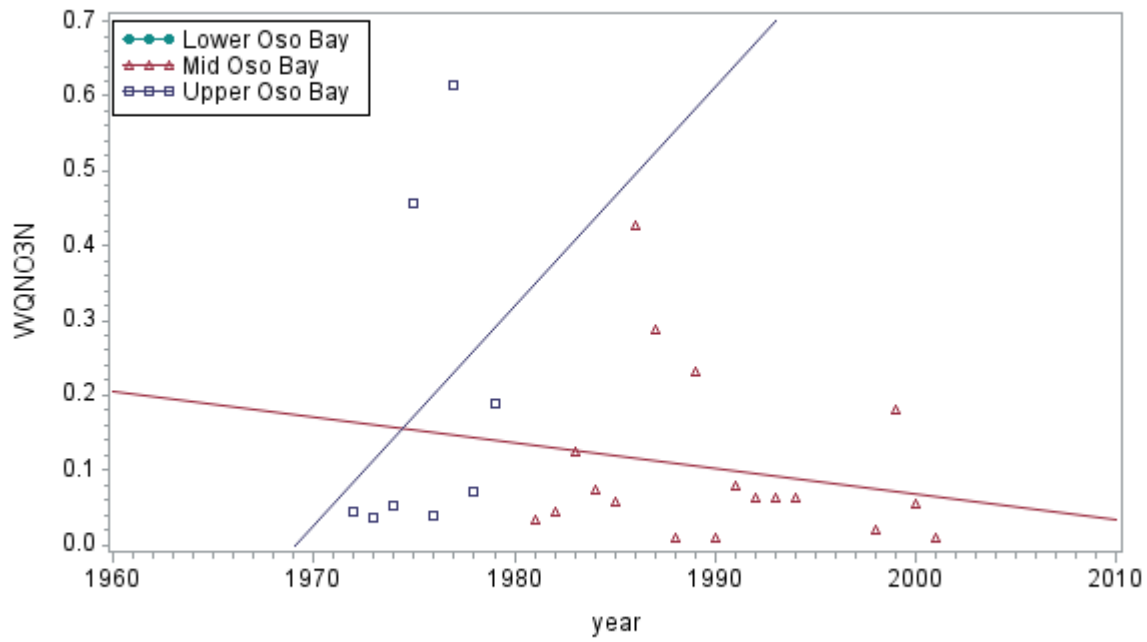
Regression Equation:
 WQFCOLI(AU_Name:Lower Oso Bay) = 0 + 0*year
 WQFCOLI(AU_Name:Mid Oso Bay) = -45082.8 + 22.74336*year
 WQFCOLI(AU_Name:Upper Oso Bay) = -39650 + 20.14905*year



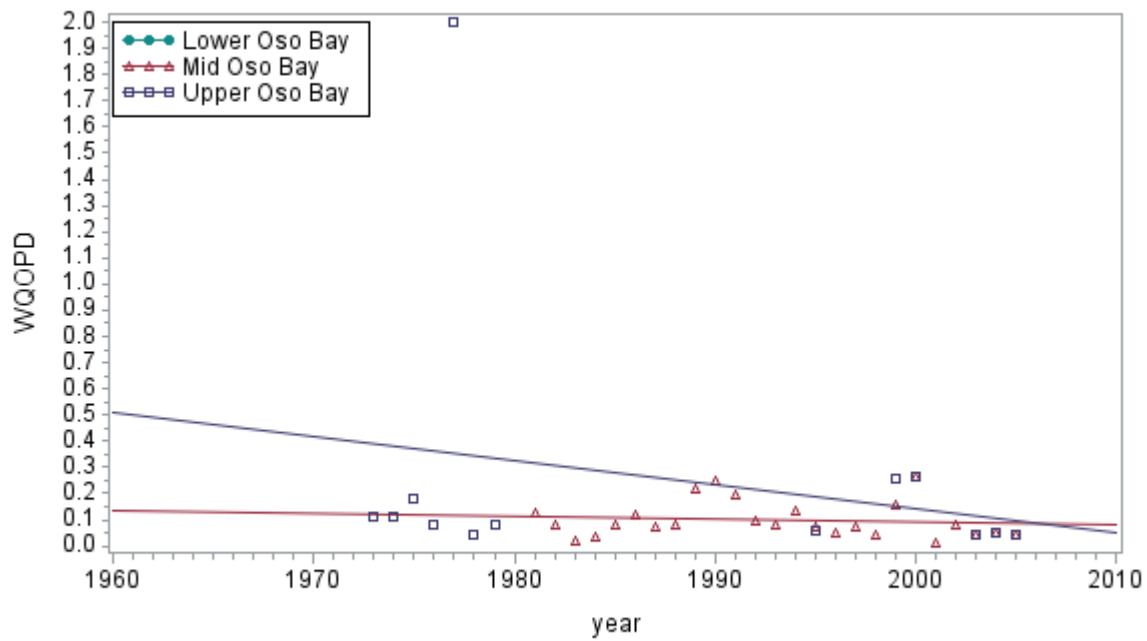
Regression Equations:
 WQKJLN(AU_Name:Lower Oso Bay) = 0 + 0*year
 WQKJLN(AU_Name:Mid Oso Bay) = 53.2035 - 0.025915*year
 WQKJLN(AU_Name:Upper Oso Bay) = -35.3901 + 0.018362*year



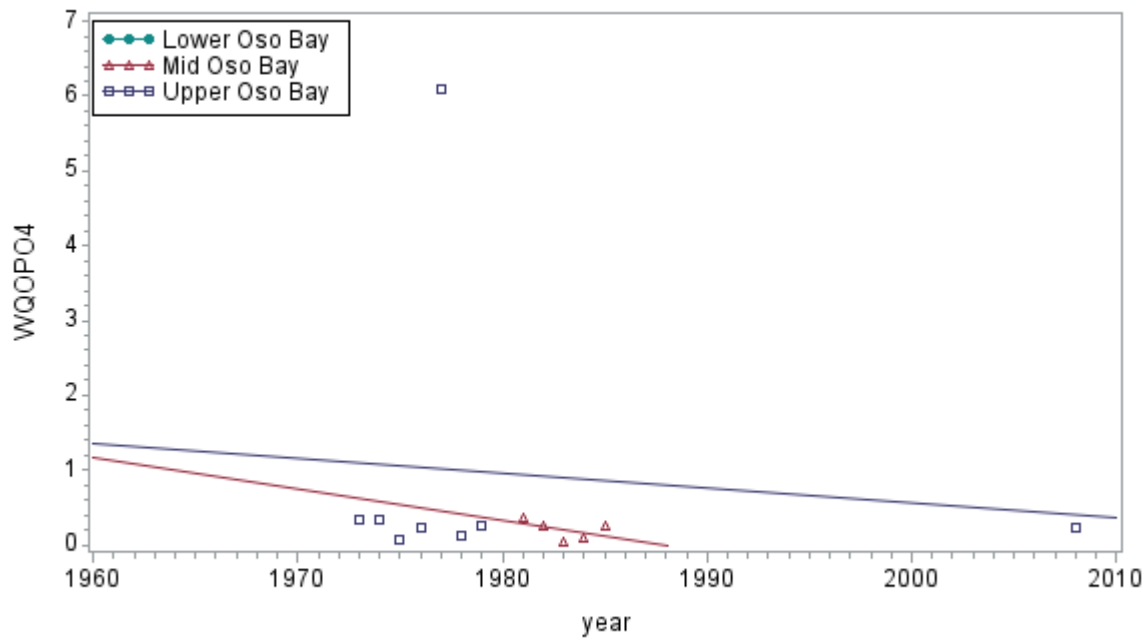
Regression Equations:
 WQNO2N(AU_Name:Lower Oso Bay) = 0 + 0*year
 WQNO2N(AU_Name:Mid Oso Bay) = -8.786247 + 0.004435*year
 WQNO2N(AU_Name:Upper Oso Bay) = -2.4325 + 0.00125*year



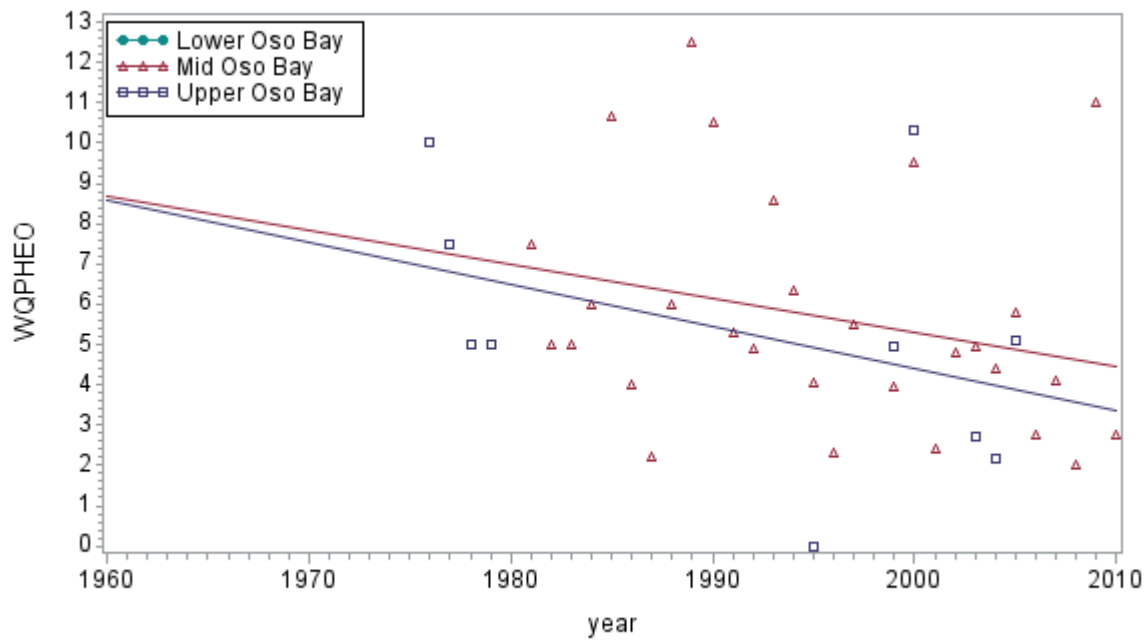
Regression Equations:
 WQNO3N(AU Name:Lower Oso Bay) = 0 + 0thyear
 WQNO3N(AU Name:Mid Oso Bay) = 6.857807 - 0.003395thyear
 WQNO3N(AU Name:Upper Oso Bay) = -57.42656 + 0.029165thyear



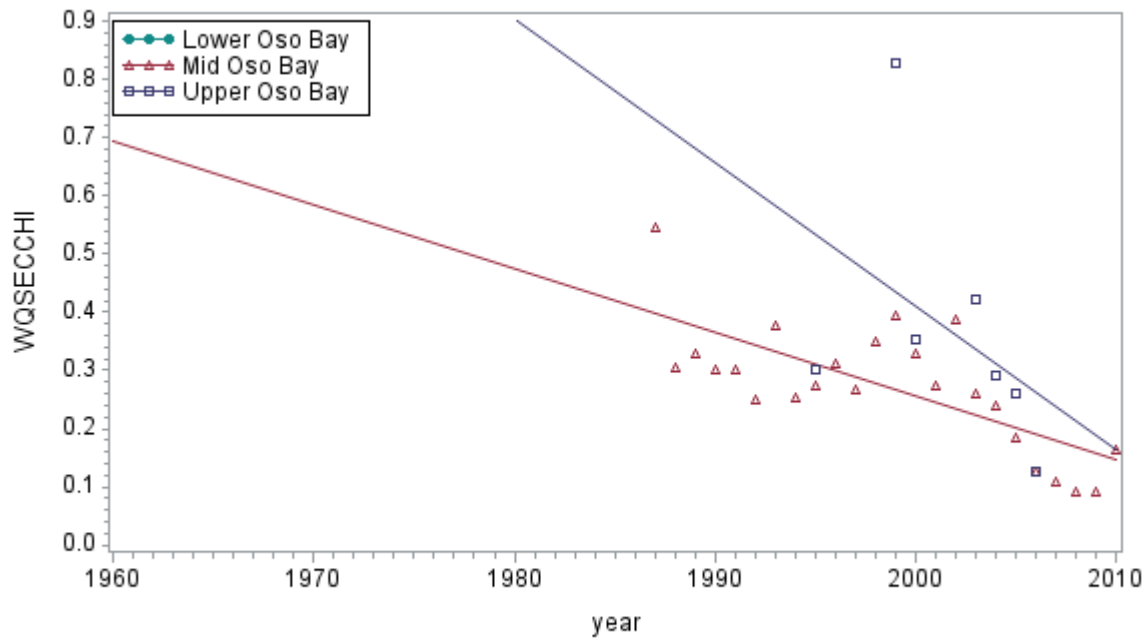
Regression Equations:
 WQOPD(AU Name:Lower Oso Bay) = 0 + 0thyear
 WQOPD(AU Name:Mid Oso Bay) = 2.146227 - 0.001027thyear
 WQOPD(AU Name:Upper Oso Bay) = 18.67651 - 0.009268thyear



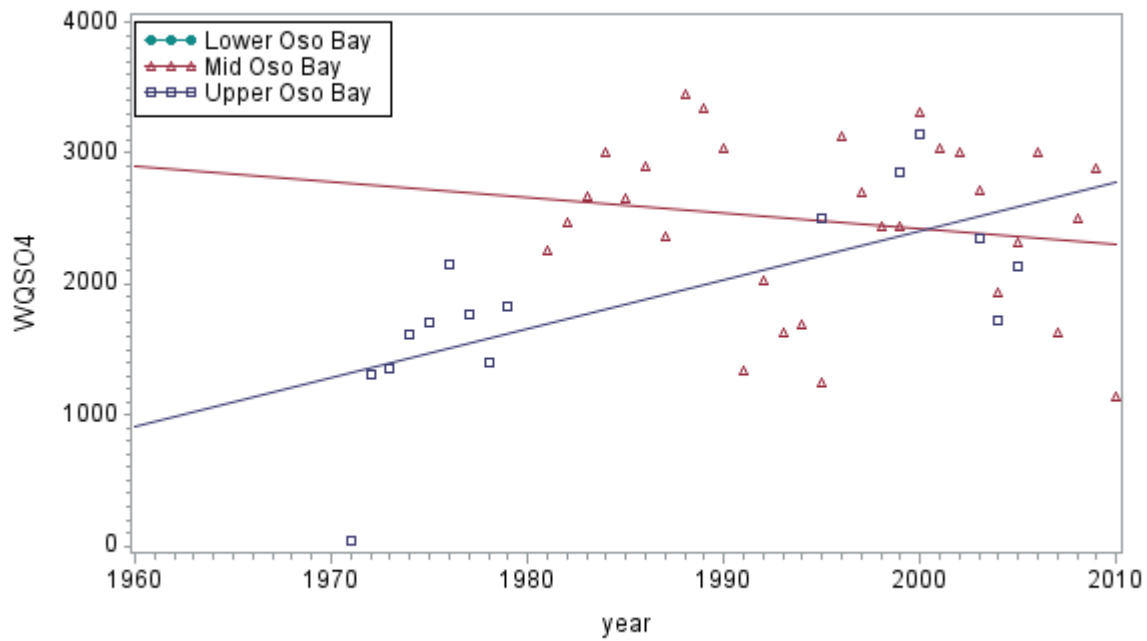
Regression Equation:
 WQOPO4(AU_Name:Lower Oso Bay) = 0 + 0*year
 WQOPO4(AU_Name:Mid Oso Bay) = 81.94532 - 0.041219*year
 WQOPO4(AU_Name:Upper Oso Bay) = 40.45044 - 0.019944*year



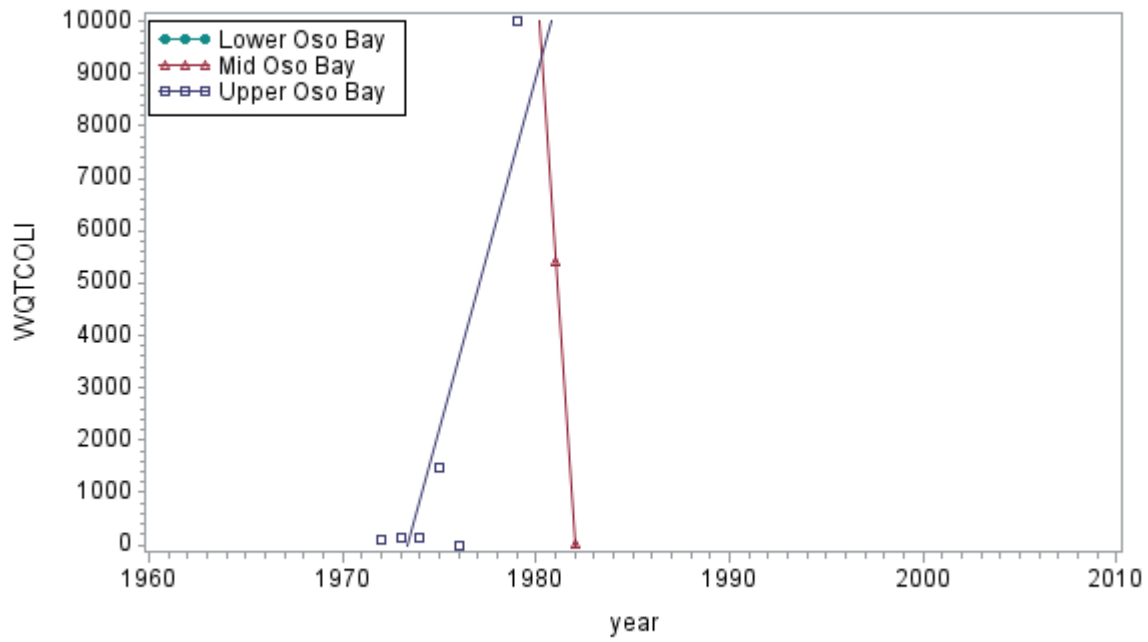
Regression Equation:
 WQPHEO(AU_Name:Lower Oso Bay) = 0 + 0*year
 WQPHEO(AU_Name:Mid Oso Bay) = 175.5158 - 0.085111*year
 WQPHEO(AU_Name:Upper Oso Bay) = 213.6511 - 0.104625*year



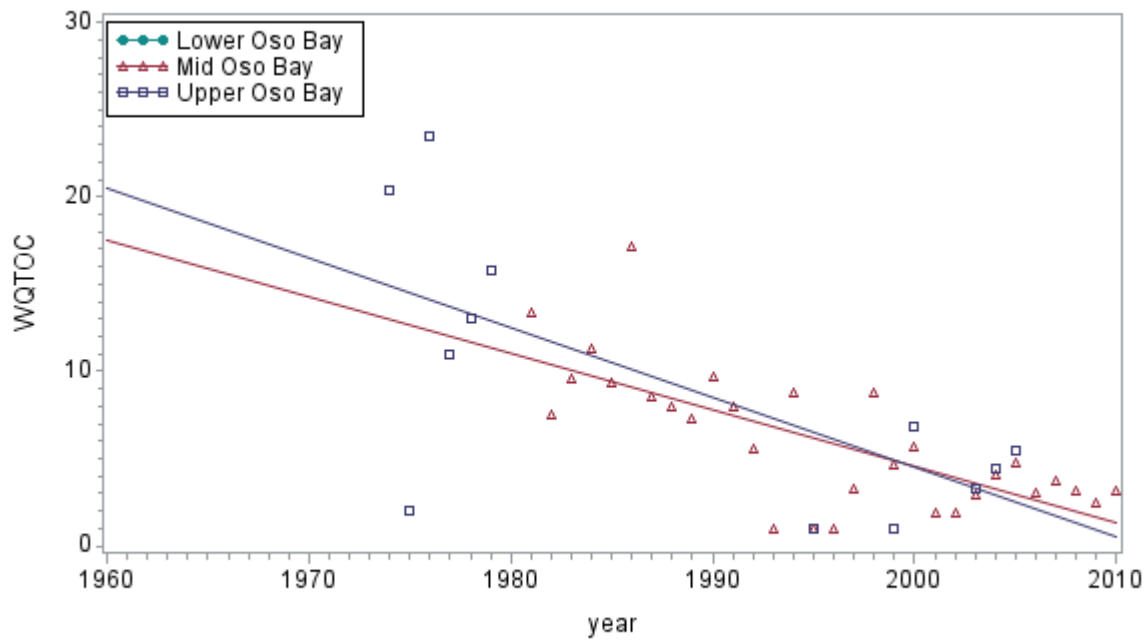
Regression Equations:
 WQSECCHI(AU Name: Lower Oso Bay) = 0 + 0*year
 WQSECCHI(AU Name: Mid Oso Bay) = 22.14928 - 0.010947*year
 WQSECCHI(AU Name: Upper Oso Bay) = 49.70746 - 0.024648*year



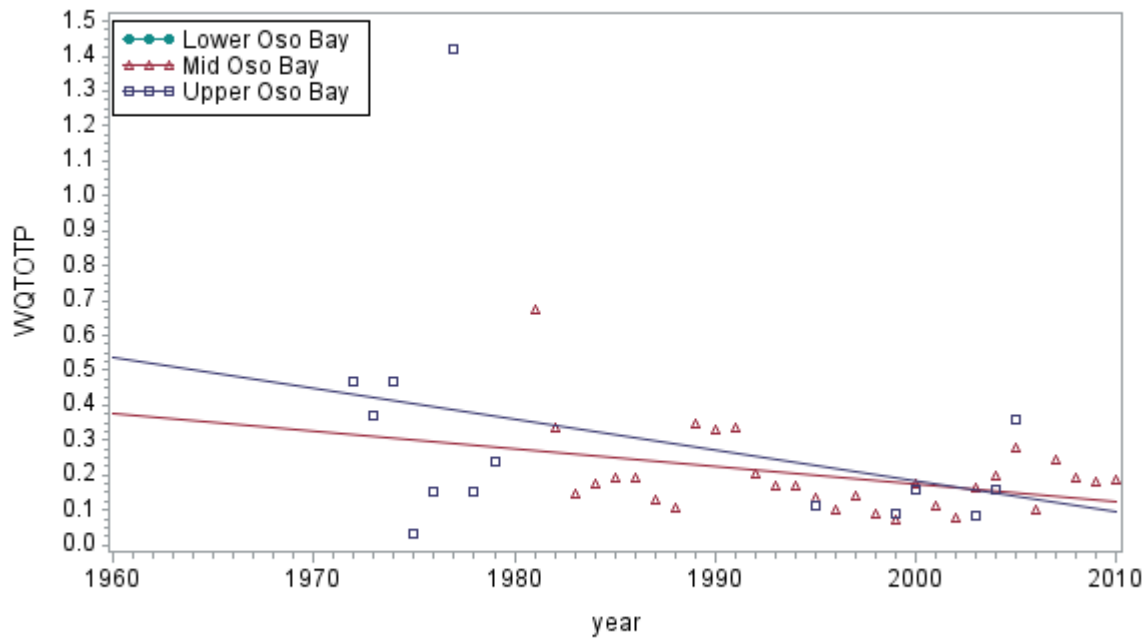
Regression Equations:
 WQSO4(AU Name: Lower Oso Bay) = 0 + 0*year
 WQSO4(AU Name: Mid Oso Bay) = 26379.82 - 11.97848*year
 WQSO4(AU Name: Upper Oso Bay) = -72549.28 + 37.47792*year



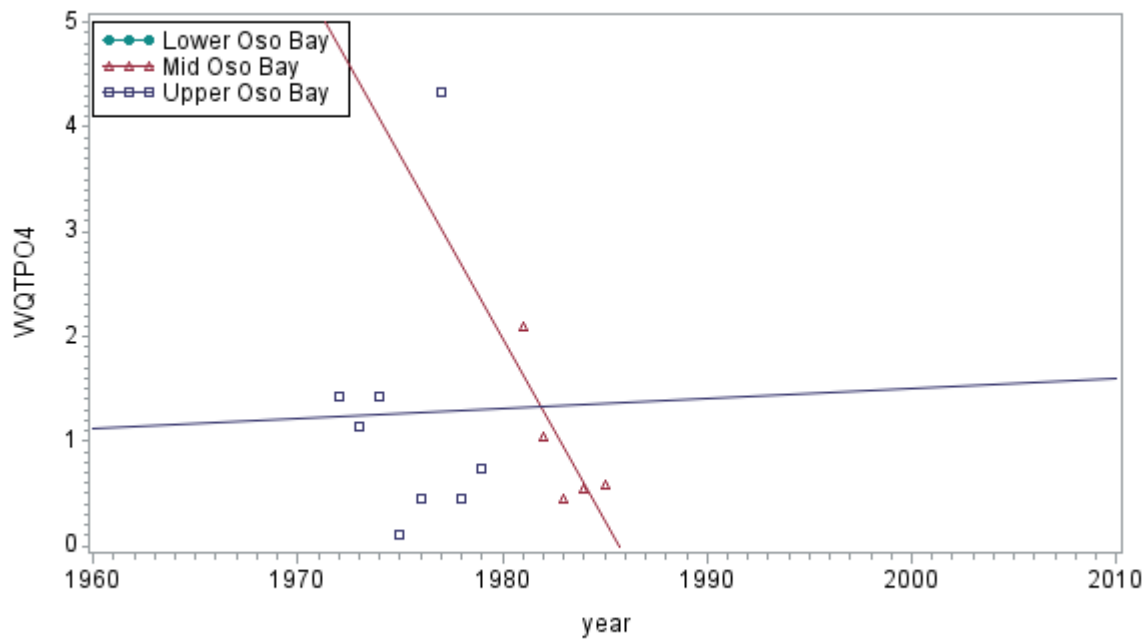
Regression Equation:
 WQTCOLI(AU Name: Lower Oso Bay) = 0 + 0*year
 WQTCOLI(AU Name: Mid Oso Bay) = 107.32540 - 54.15*year
 WQTCOLI(AU Name: Upper Oso Bay) = -2642703 + 1339.189*year



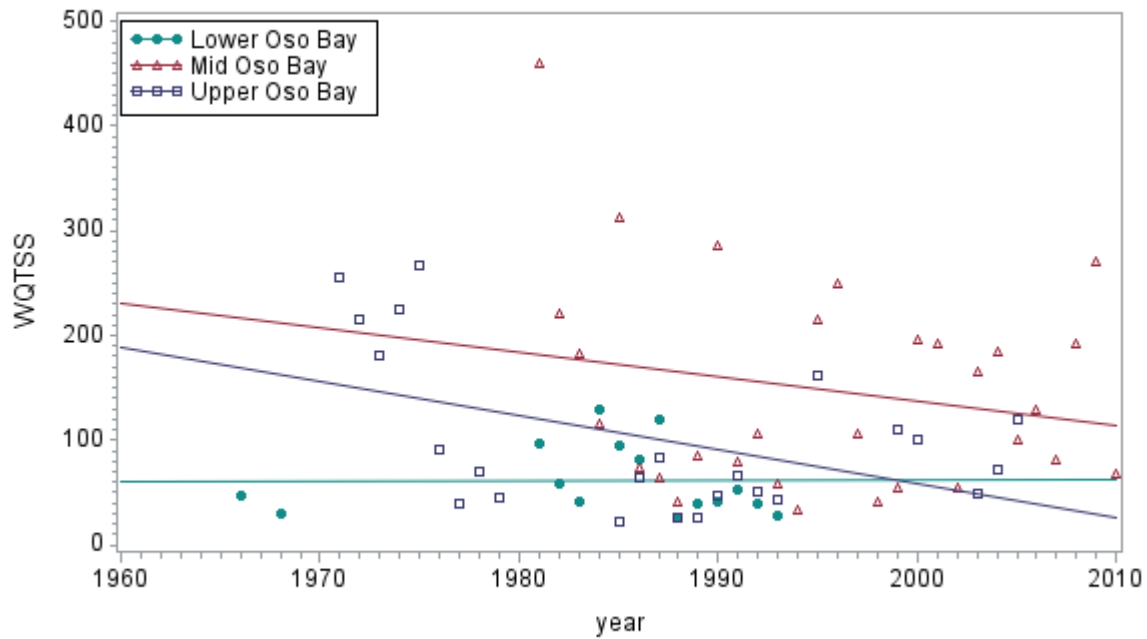
Regression Equation:
 WQTOC(AU Name: Lower Oso Bay) = 0 + 0*year
 WQTOC(AU Name: Mid Oso Bay) = 648.1139 - 0.321766*year
 WQTOC(AU Name: Upper Oso Bay) = 802.4734 - 0.398999*year



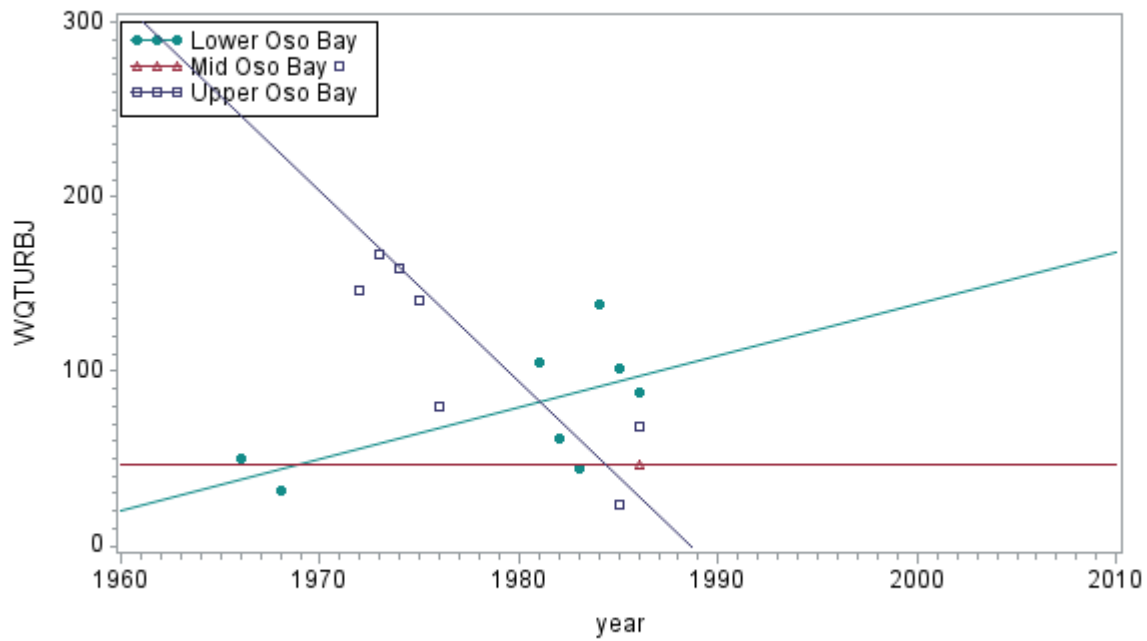
Regression Equations:
 WQTOTP(AU_Name:Lower Oso Bay) = 0 + 0*year
 WQTOTP(AU_Name:Mid Oso Bay) = 10.24149 - 0.005033*year
 WQTOTP(AU_Name:Upper Oso Bay) = 17.92942 - 0.008873*year



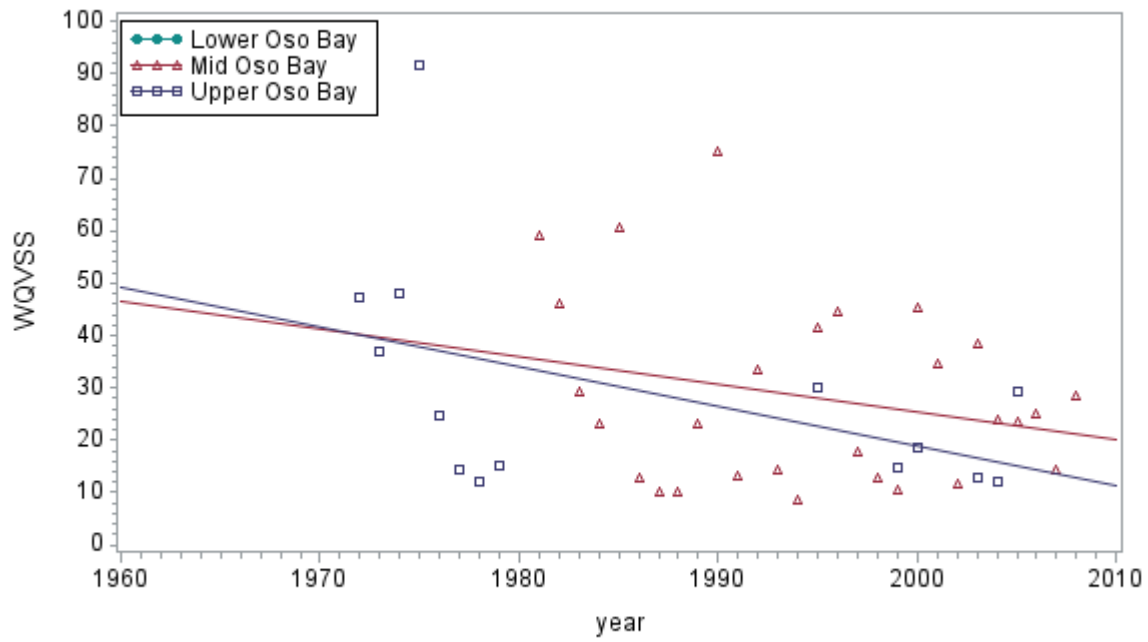
Regression Equations:
 WQTPO4(AU_Name:Lower Oso Bay) = 0 + 0*year
 WQTPO4(AU_Name:Mid Oso Bay) = 692.7094 - 0.34885*year
 WQTPO4(AU_Name:Upper Oso Bay) = -17.63654 + 0.009565*year



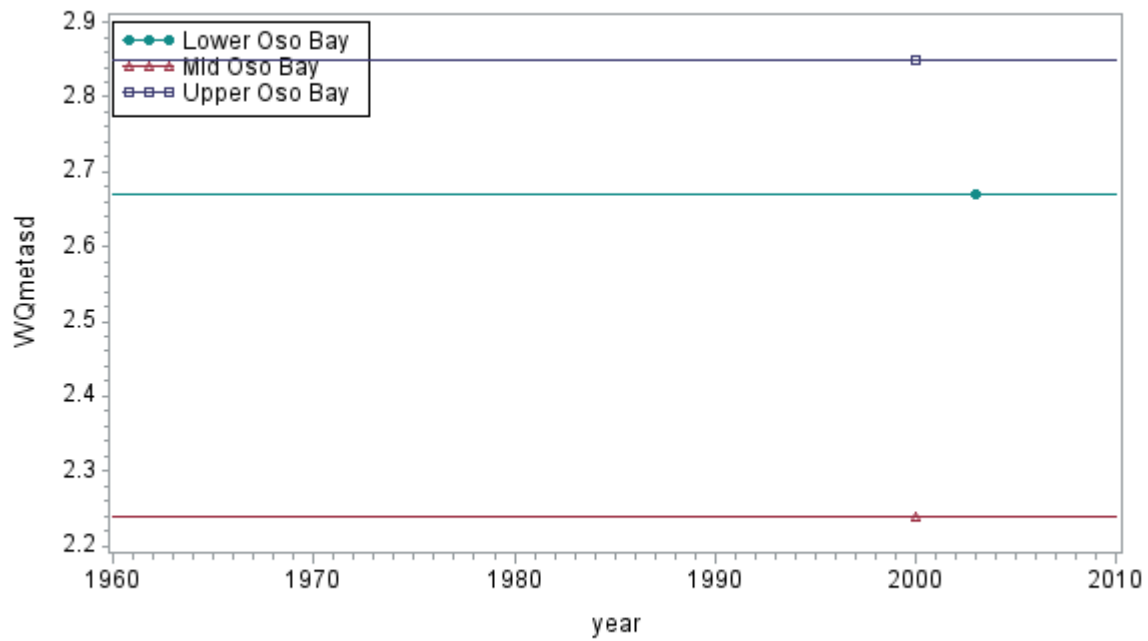
Regression Equations:
 WQTSS(AU Name: Lower Oso Bay) = $2.174909 + 0.029949 \cdot \text{year}$
 WQTSS(AU Name: Mid Oso Bay) = $4860.588 - 2.361896 \cdot \text{year}$
 WQTSS(AU Name: Upper Oso Bay) = $6599.76 - 3.270905 \cdot \text{year}$



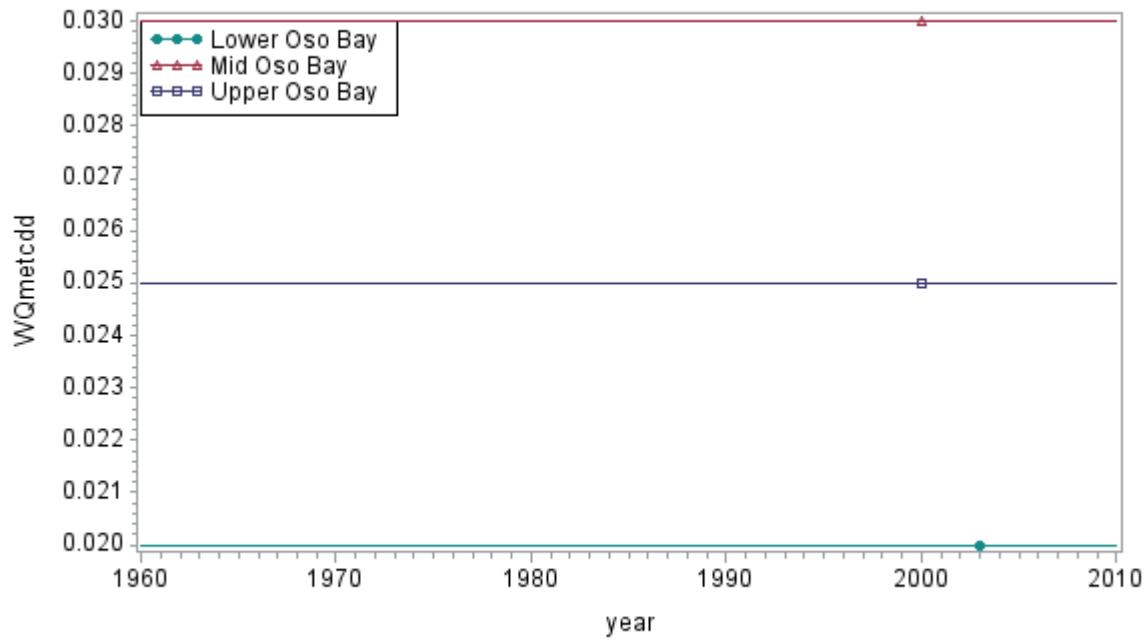
Regression Equations:
 WQTURBJ(AU Name: Lower Oso Bay) = $-5756.311 + 2.947434 \cdot \text{year}$
 WQTURBJ(AU Name: Mid Oso Bay) = $47 + 0 \cdot \text{year}$
 WQTURBJ(AU Name: Upper Oso Bay) = $21642.04 - 10.88266 \cdot \text{year}$



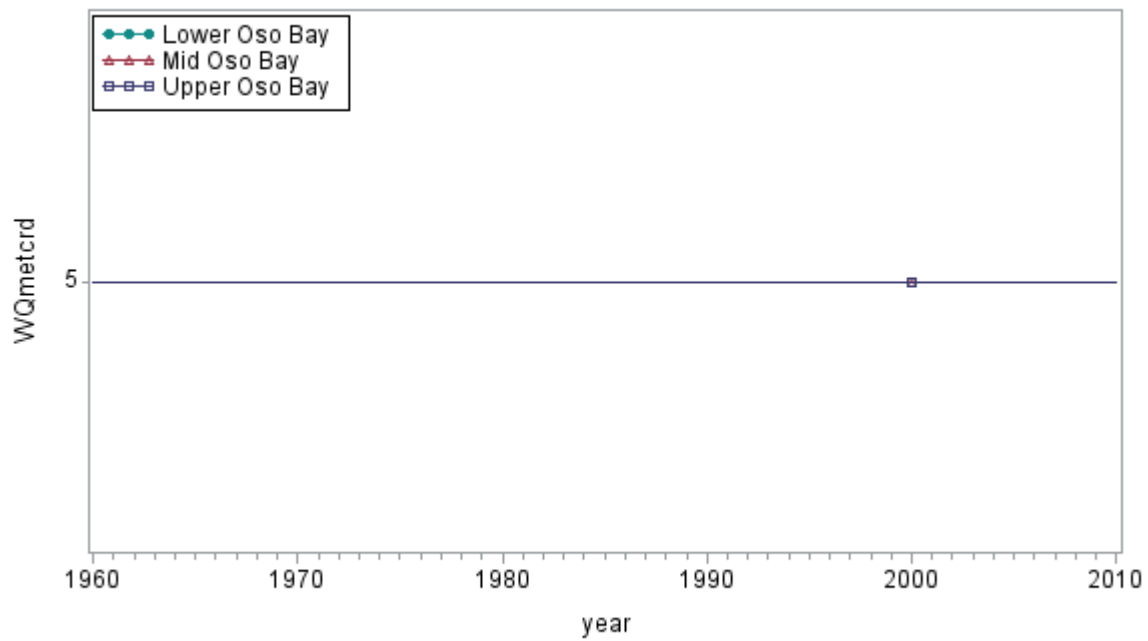
Regression Equation:
 WQVSS(AU Name: Lower Oso Bay) = 0 + 0*year
 WQVSS(AU Name: Mid Oso Bay) = 1068.2 - 0.521368*year
 WQVSS(AU Name: Upper Oso Bay) = 1523.873 - 0.752474*year



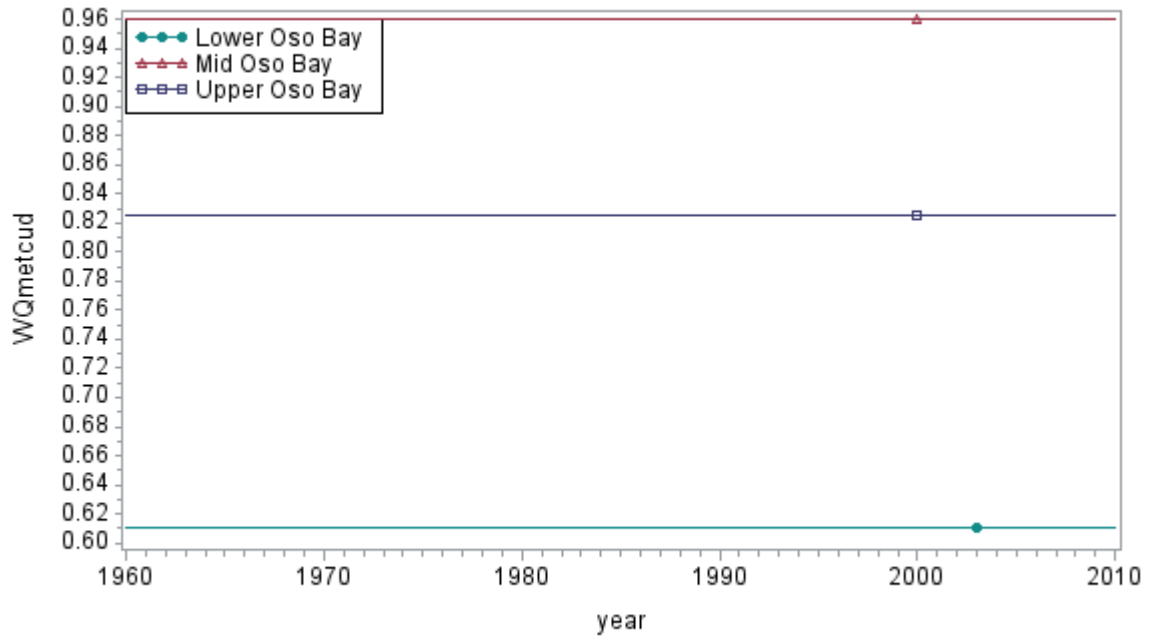
Regression Equation:
 WQmetasd(AU Name: Lower Oso Bay) = 2.67 + 0*year
 WQmetasd(AU Name: Mid Oso Bay) = 2.24 + 0*year
 WQmetasd(AU Name: Upper Oso Bay) = 2.85 + 0*year



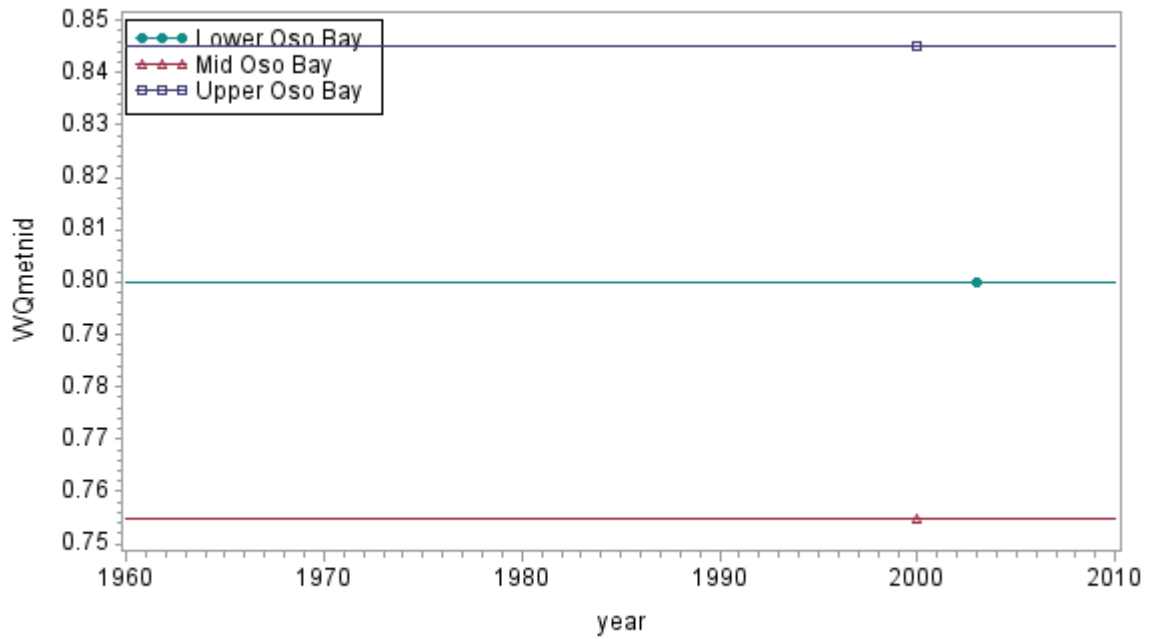
Regression Equation:
 WQmetcdd(AU_Name:Lower Oso Bay) = 0.02 + 0*year
 WQmetcdd(AU_Name:Mid Oso Bay) = 0.03 + 0*year
 WQmetcdd(AU_Name:Upper Oso Bay) = 0.025 + 0*year



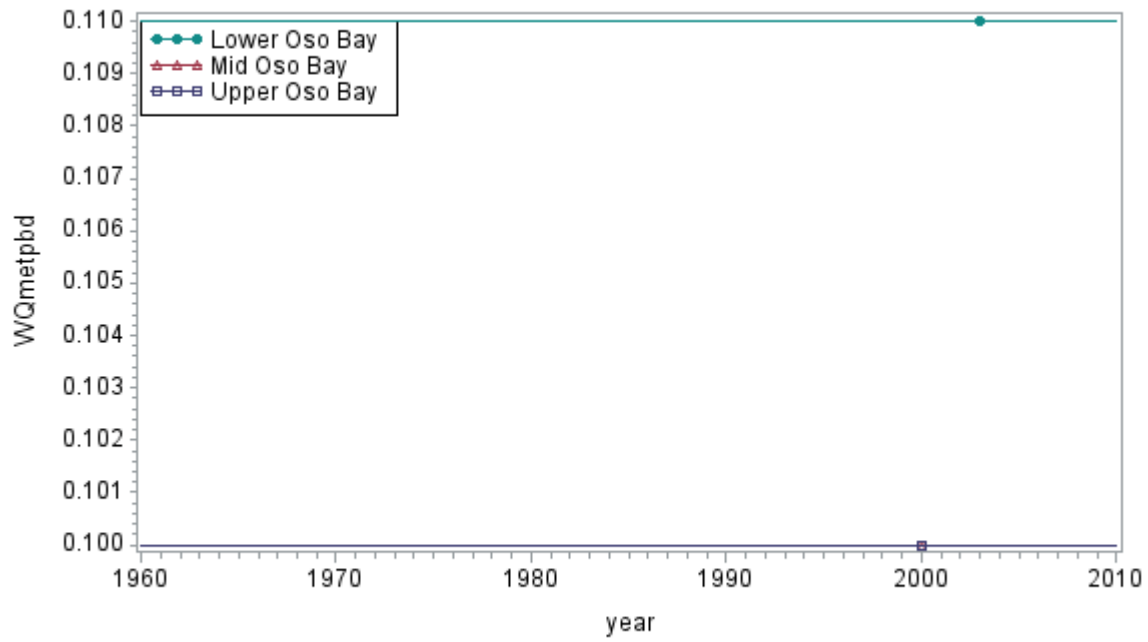
Regression Equation:
 WQmetcrd(AU_Name:Lower Oso Bay) = 0 + 0*year
 WQmetcrd(AU_Name:Mid Oso Bay) = 5 + 0*year
 WQmetcrd(AU_Name:Upper Oso Bay) = 5 + 0*year



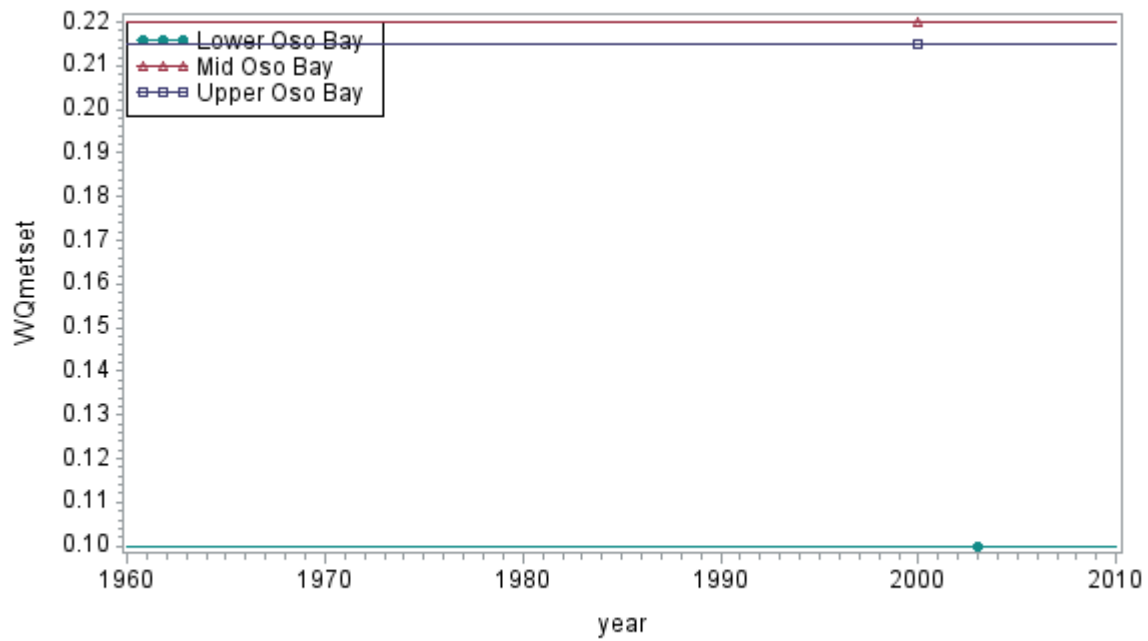
Regression Equation:
 WQmetcud(AU_Name:Lower Oso Bay) = 0.61 + 0*year
 WQmetcud(AU_Name:Mid Oso Bay) = 0.96 + 0*year
 WQmetcud(AU_Name:Upper Oso Bay) = 0.825 + 0*year



Regression Equation:
 WQmetmid(AU_Name:Lower Oso Bay) = 0.8 + 0*year
 WQmetmid(AU_Name:Mid Oso Bay) = 0.755 + 0*year
 WQmetmid(AU_Name:Upper Oso Bay) = 0.845 + 0*year

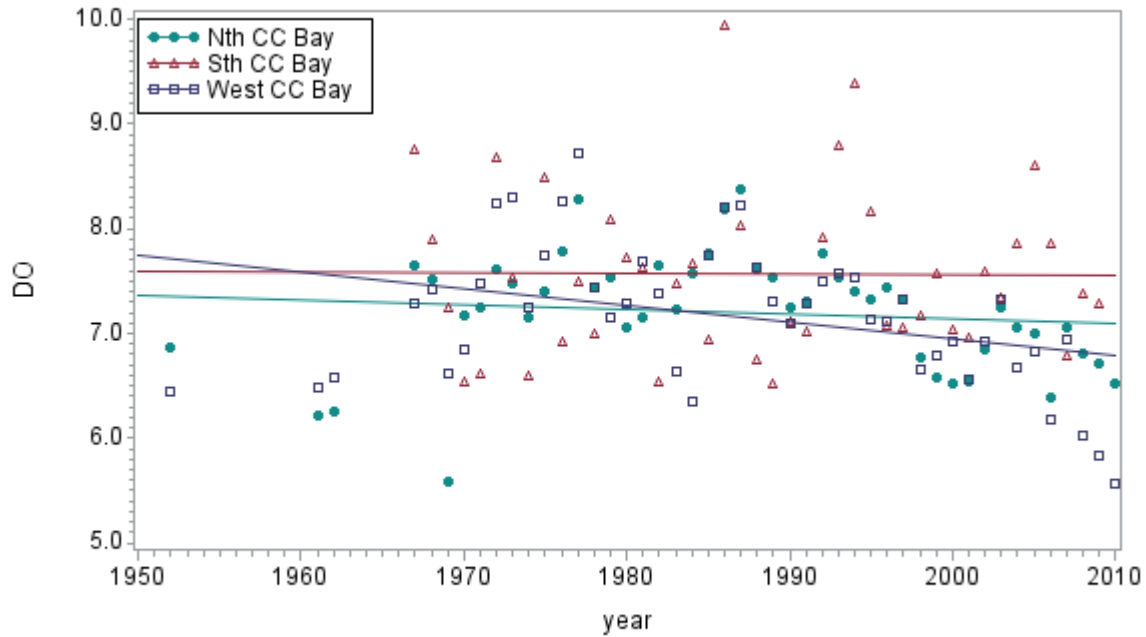


Regression Equation:
 $WQmetpbd(AU_Name:Lower\ Oso\ Bay) = 0.11 + 0 \cdot year$
 $WQmetpbd(AU_Name:Mid\ Oso\ Bay) = 0.1 + 0 \cdot year$
 $WQmetpbd(AU_Name:Upper\ Oso\ Bay) = 0.1 + 0 \cdot year$

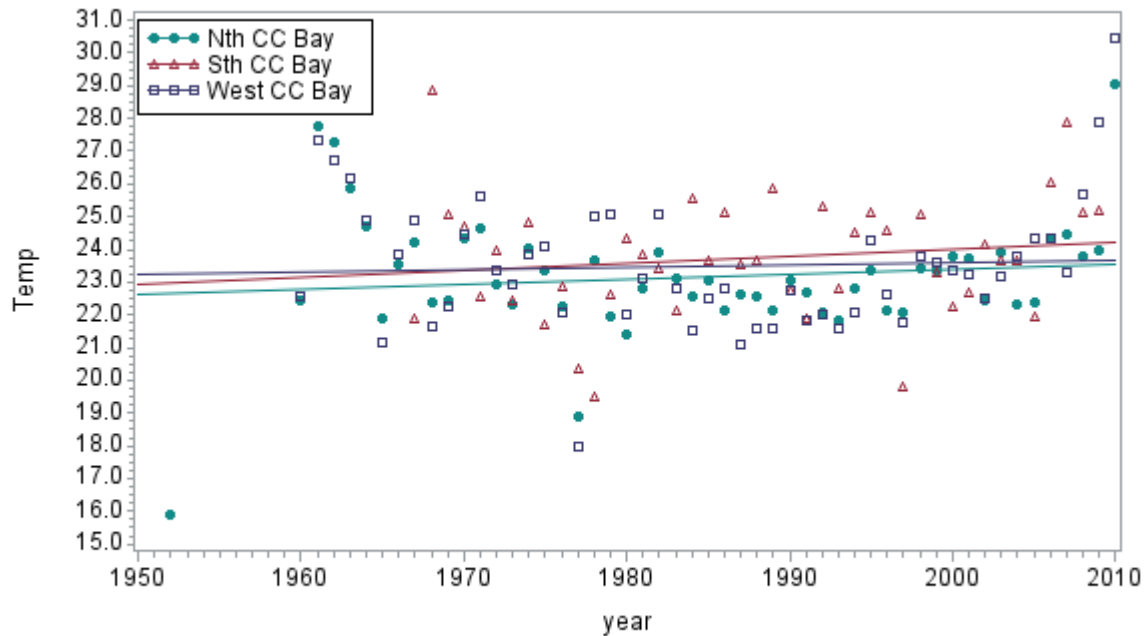


Regression Equation:
 $WQmetset(AU_Name:Lower\ Oso\ Bay) = 0.1 + 0 \cdot year$
 $WQmetset(AU_Name:Mid\ Oso\ Bay) = 0.22 + 0 \cdot year$
 $WQmetset(AU_Name:Upper\ Oso\ Bay) = 0.215 + 0 \cdot year$

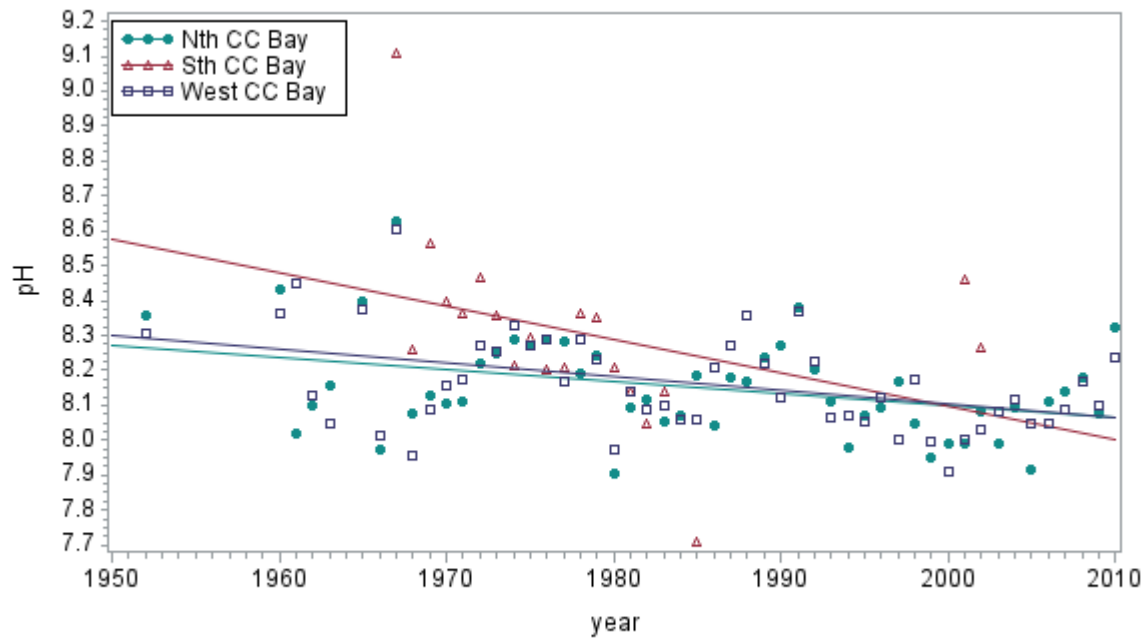
WQ3: Lower Corpus Christi Bay



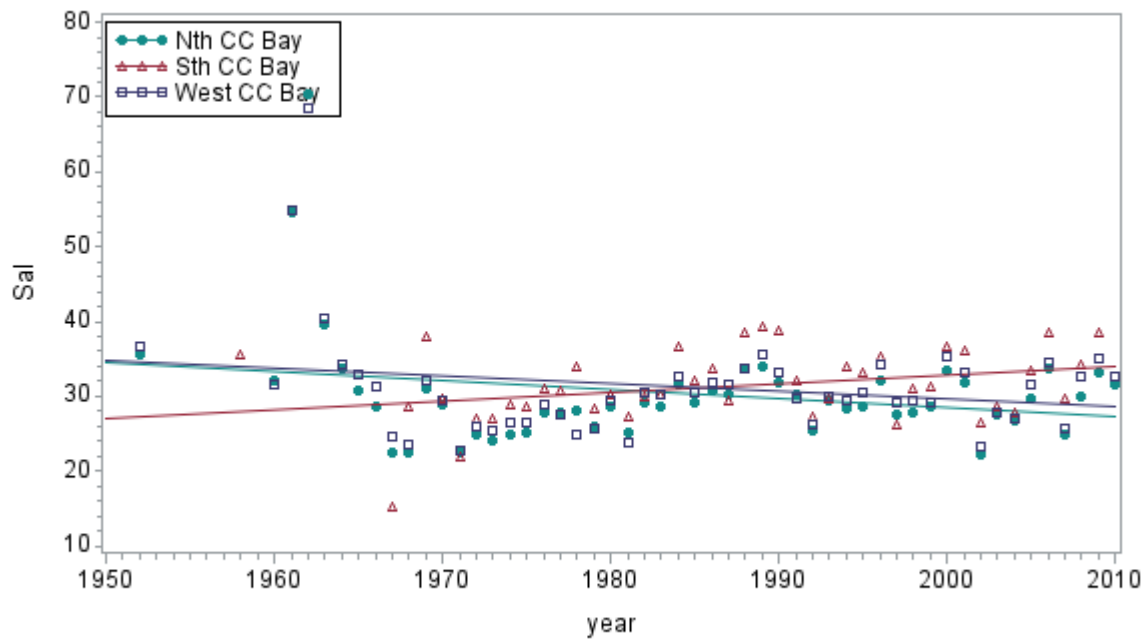
Regression Equation:
 DO(AU-Name\Nth CC Bay) = 16.18364 - 0.004518*year
 DO(AU-Name\Sth CC Bay) = 8.727495 - 0.000586*year
 DO(AU-Name\WestCC Bay) = 38.59539 - 0.015823*year



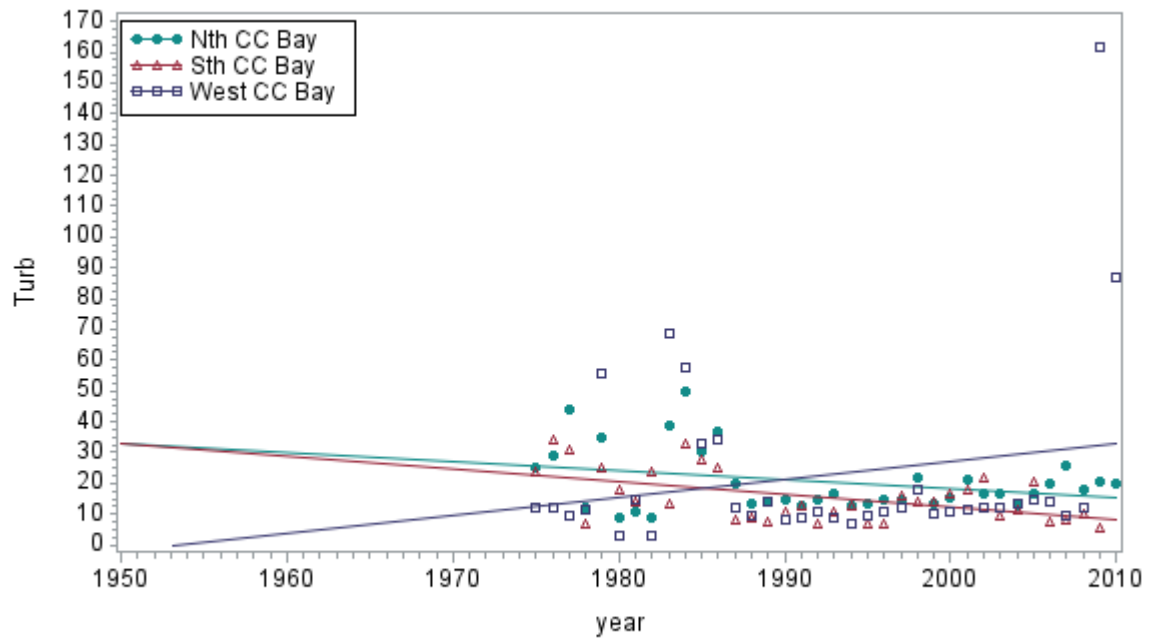
Regression Equation:
 Temp(AU-Name\Nth CC Bay) = -6.059394 + 0.014721*year
 Temp(AU-Name\Sth CC Bay) = -19.67876 + 0.021837*year
 Temp(AU-Name\WestCC Bay) = 8.170019 + 0.007122*year



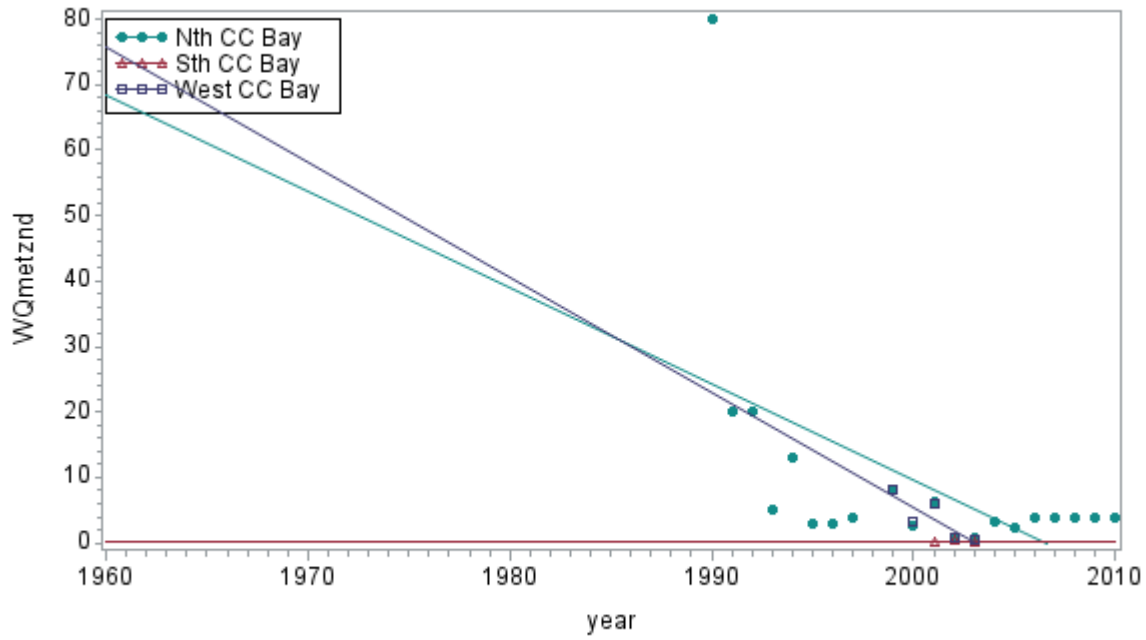
Regression Equation:
 pH(AU_Name/Nth CC Bay) = 15.01525 - 0.003458*year
 pH(AU_Name/Sth CC Bay) = 27.30781 - 0.009606*year
 pH(AU_Name/WestCC Bay) = 15.97816 - 0.003938*year



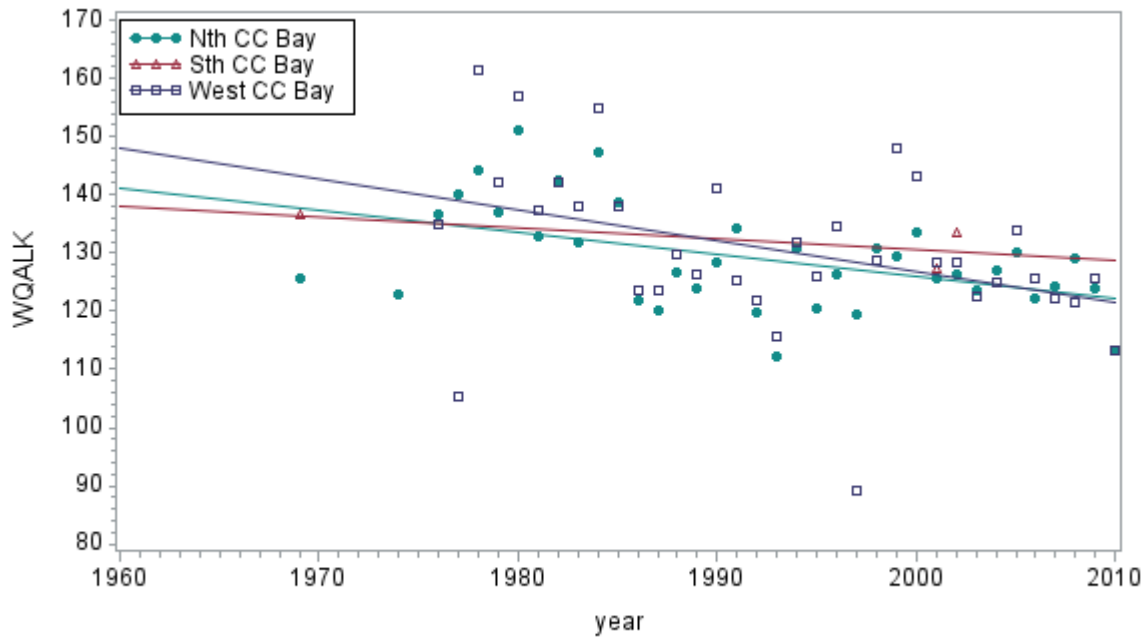
Regression Equation:
 Sal(AU_Name/Nth CC Bay) = 269.7989 - 0.12067*year
 Sal(AU_Name/Sth CC Bay) = -203.966 + 0.118447*year
 Sal(AU_Name/WestCC Bay) = 240.4383 - 0.105427*year



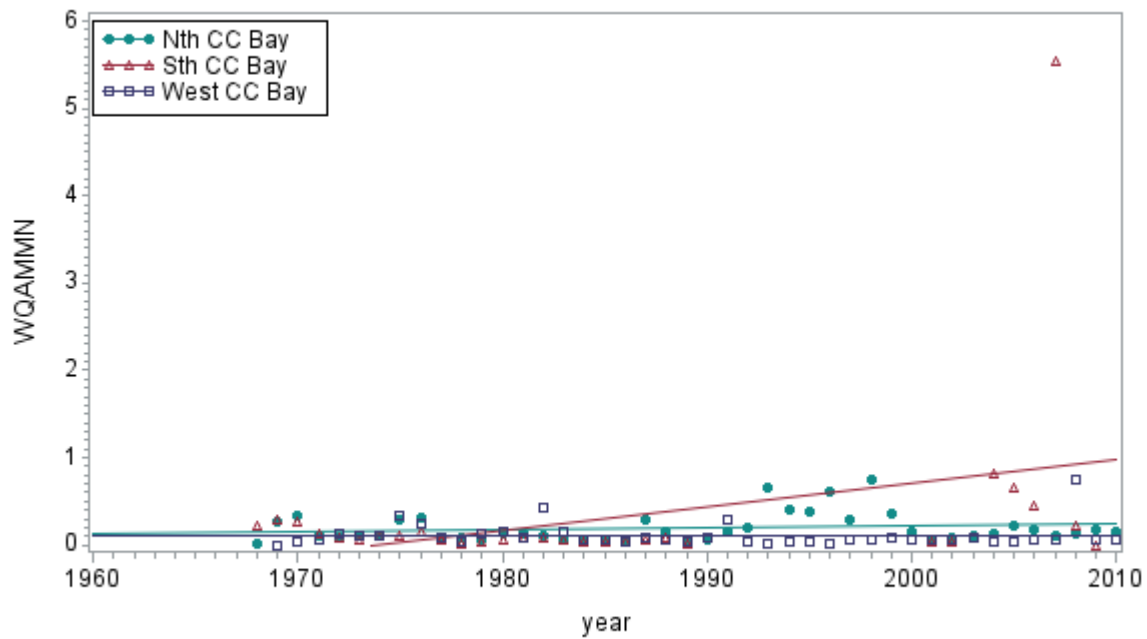
Regression Equation:
 Turb(AU_Name:Nth CC Bay) = 608.938 - 0.295433*year
 Turb(AU_Name:Sth CC Bay) = 831.1021 - 0.409443*year
 Turb(AU_Name:WestCC Bay) = -1122.909 + 0.574912*year



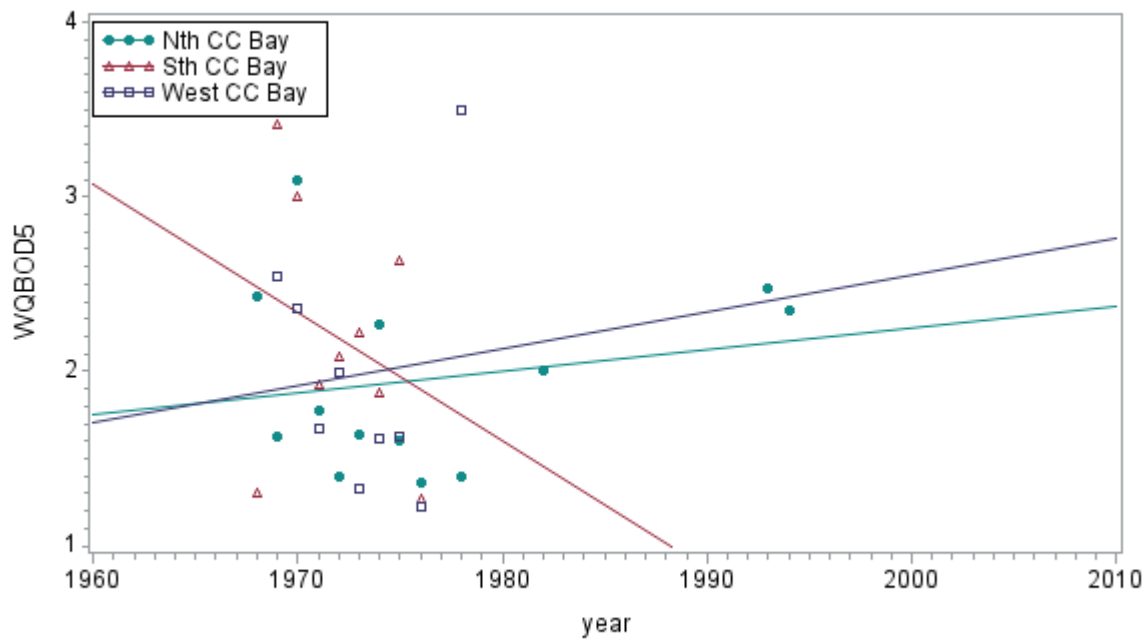
Regression Equation:
 $WQmetznd(AU_Name/Nth\ CC\ Bay) = 2945.156 - 1.4677 \cdot year$
 $WQmetznd(AU_Name/Sth\ CC\ Bay) = 0.271667 + 0 \cdot year$
 $WQmetznd(AU_Name/WestCC\ Bay) = 3527.354 - 1.760944 \cdot year$



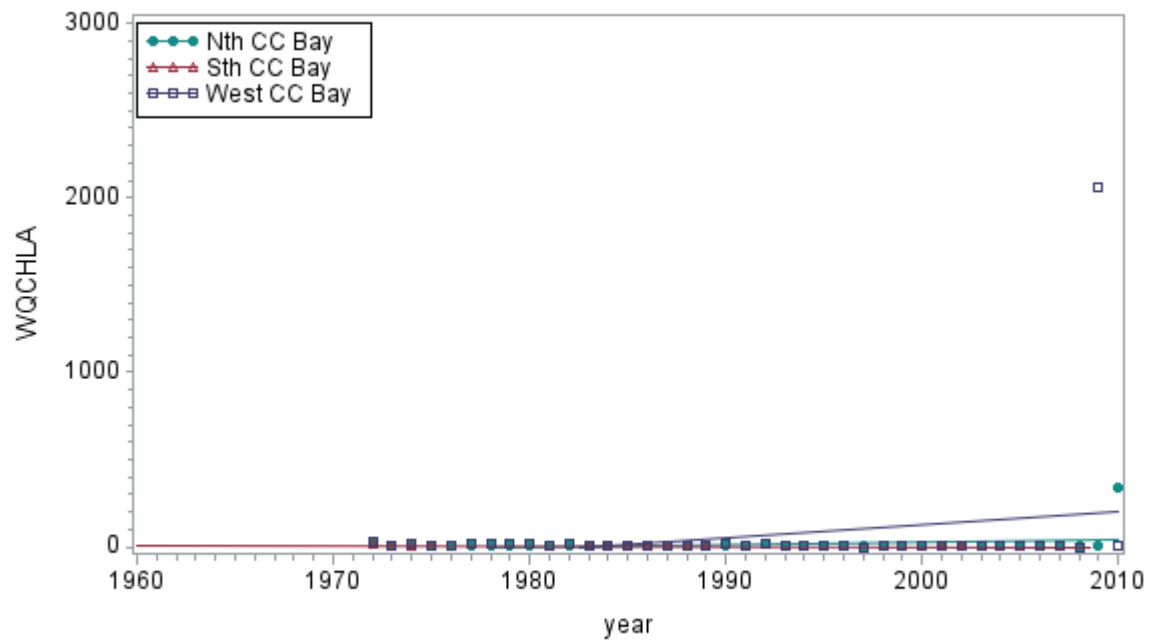
Regression Equation:
 $WQALK(AU_Name/Nth\ CC\ Bay) = 892.8231 - 0.38346 \cdot year$
 $WQALK(AU_Name/Sth\ CC\ Bay) = 496.0817 - 0.182671 \cdot year$
 $WQALK(AU_Name/WestCC\ Bay) = 1196.718 - 0.534999 \cdot year$



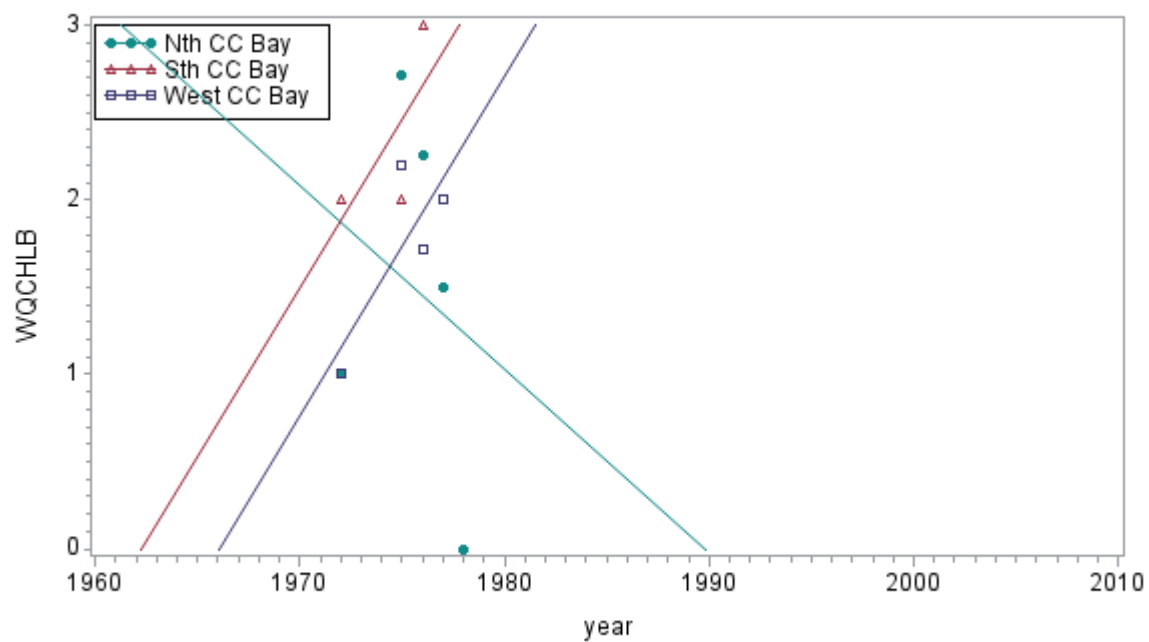
Regression Equation:
 WQAMMN(AU_Name=Nth CC Bay) = -4.4208 + 0.002318*year
 WQAMMN(AU_Name=Sth CC Bay) = -53.57376 + 0.027145*year
 WQAMMN(AU_Name=WestCC Bay) = 0.497094 - 0.000198*year



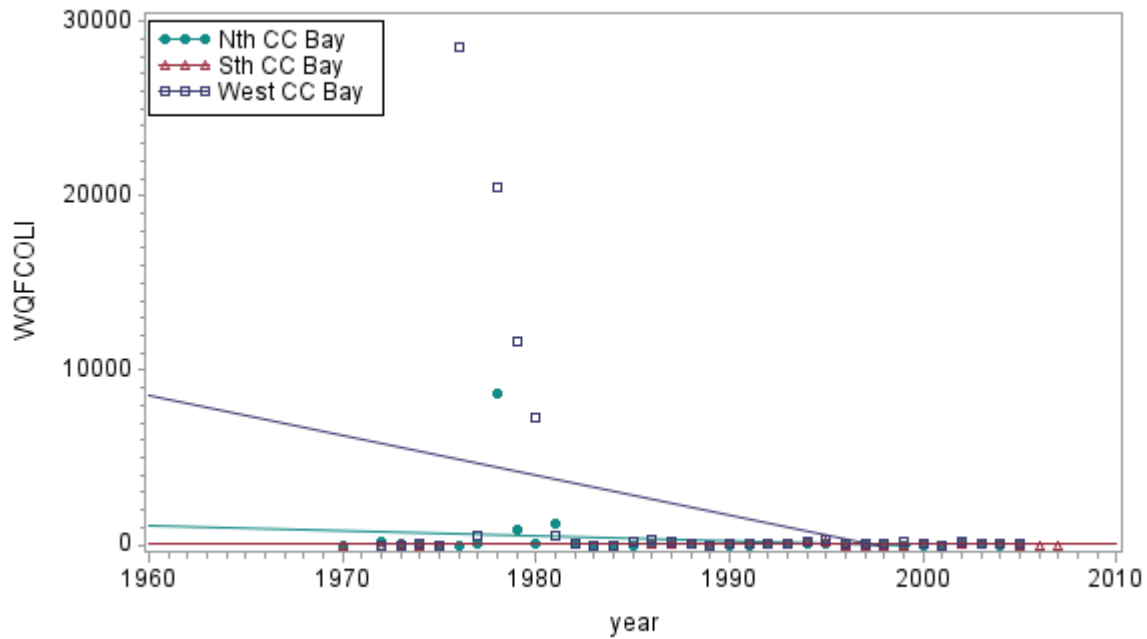
Regression Equation:
 WQBOD5(AU_Name=Nth CC Bay) = -22.70357 + 0.012476*year
 WQBOD5(AU_Name=Sth CC Bay) = 146.5869 - 0.073221*year
 WQBOD5(AU_Name=WestCC Bay) = -39.51132 + 0.021031*year



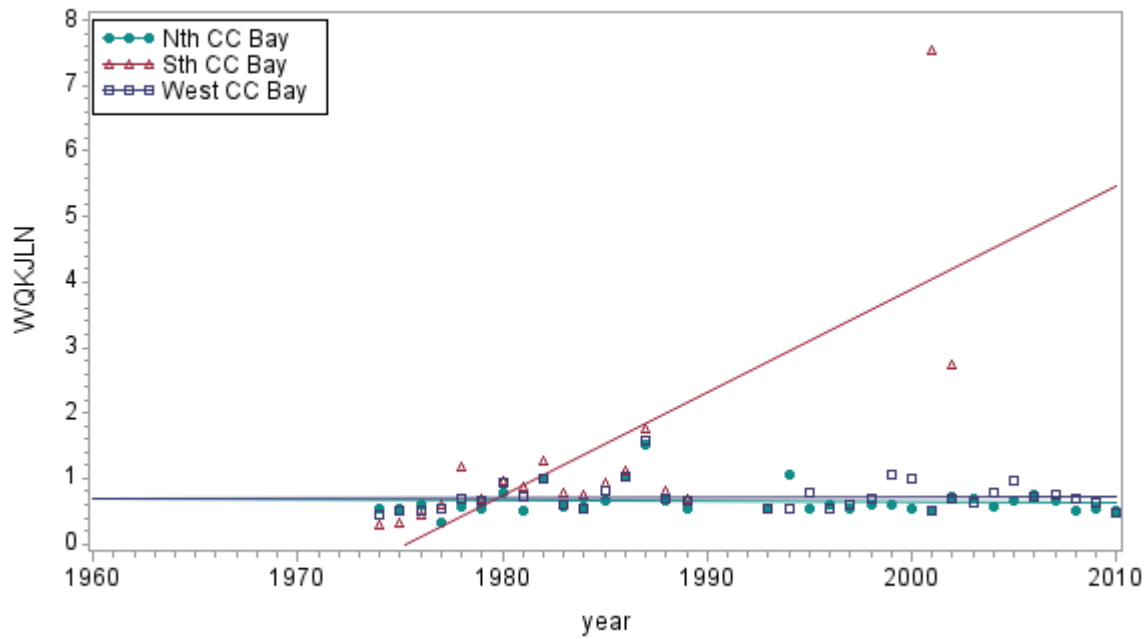
Regression Equation:
 WQCHLA(AU_Name=Nth CC Bay) = -2450.1 + 1.238482*year
 WQCHLA(AU_Name=Sth CC Bay) = 475.6179 - 0.236793*year
 WQCHLA(AU_Name=WestCC Bay) = -14324.64 + 7.225893*year



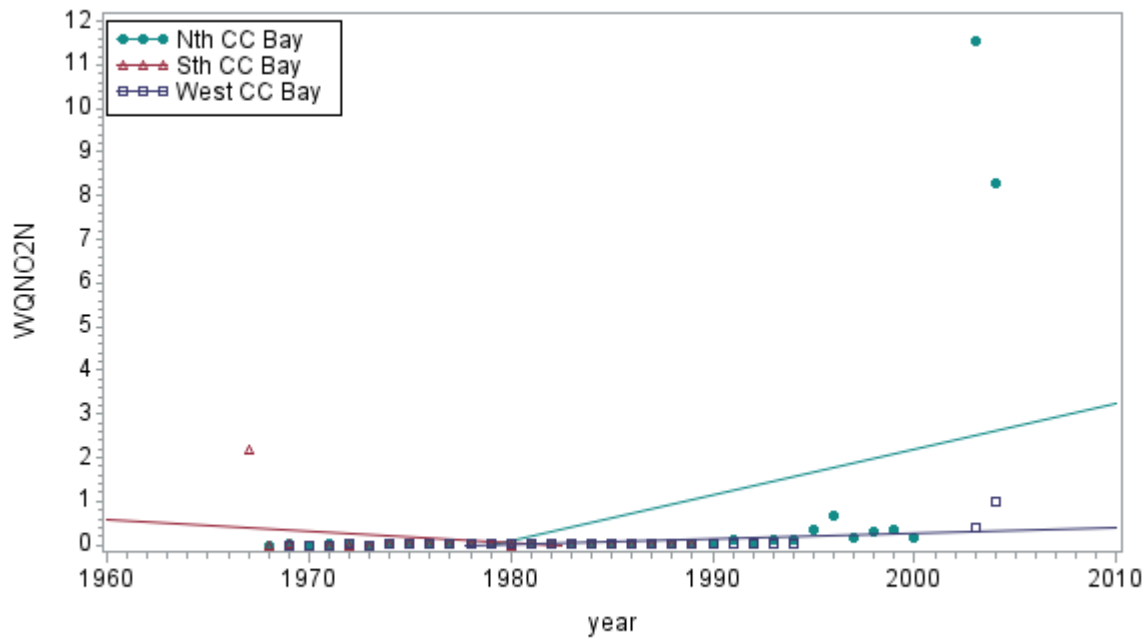
Regression Equation:
 WQCHLB(AU_Name=Nth CC Bay) = 209.1694 - 0.105121*year
 WQCHLB(AU_Name=Sth CC Bay) = -377.3462 + 0.192308*year
 WQCHLB(AU_Name=WestCC Bay) = -381.1796 + 0.193878*year



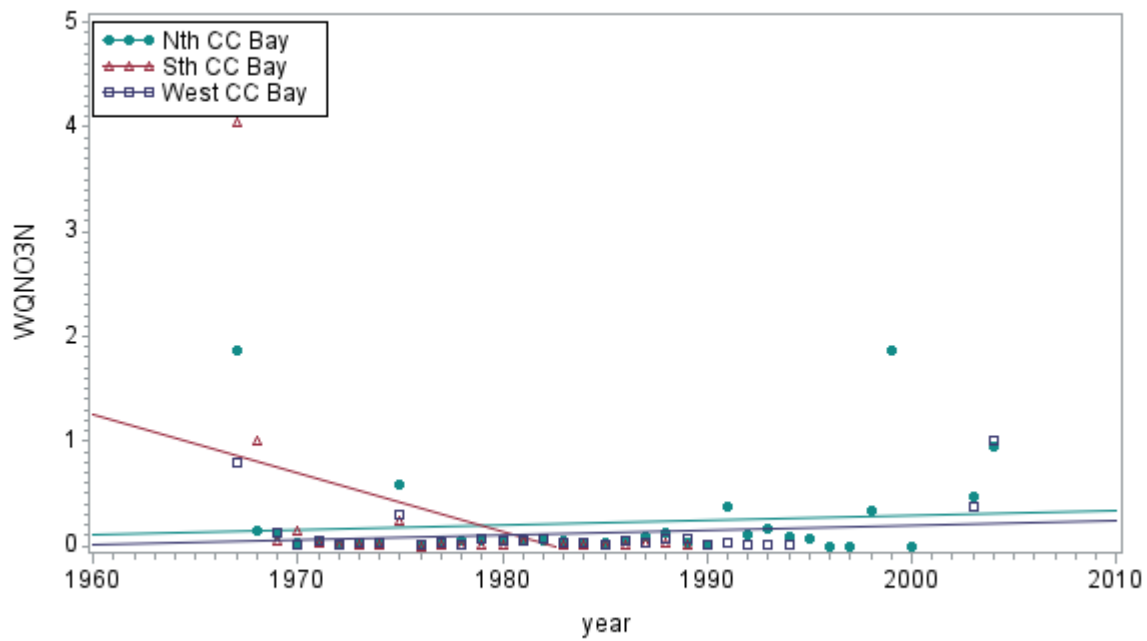
Regression Equation:
 WQFCOLI(AU_Name\Nth CC Bay) = 58423.86 - 29.22151*year
 WQFCOLI(AU_Name\Sth CC Bay) = 527.6883 - 0.249897*year
 WQFCOLI(AU_Name\WestCC Bay) = 454637.9 - 227.5823*year



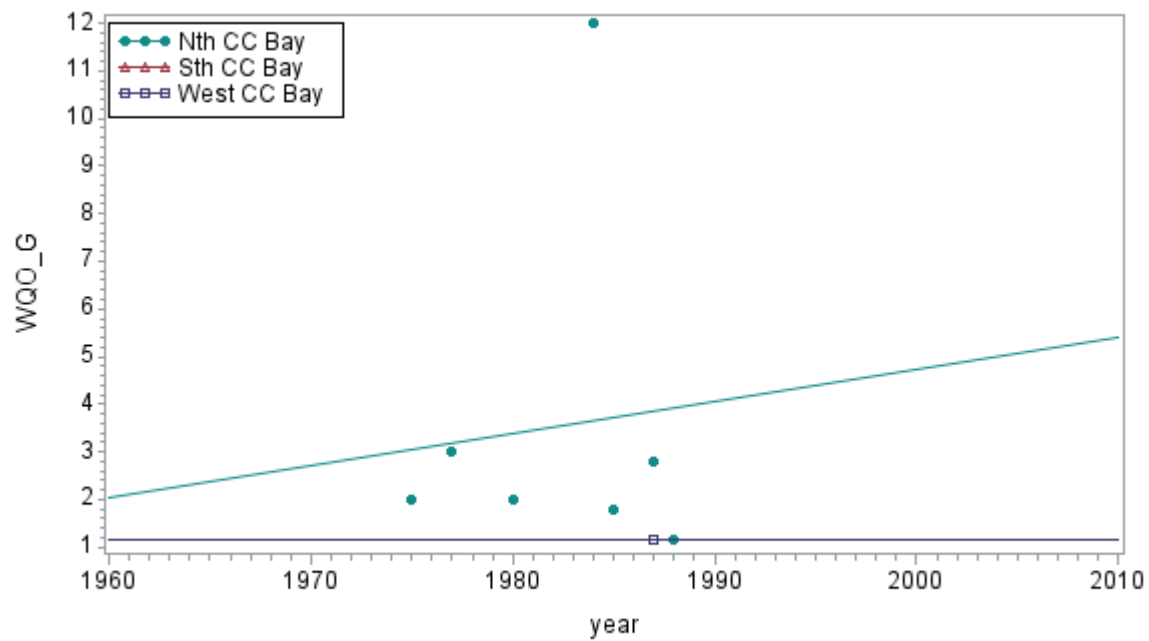
Regression Equation:
 WQKJLN(AU_Name\Nth CC Bay) = 2.965766 - 0.001163*year
 WQKJLN(AU_Name\Sth CC Bay) = -310.569 + 0.157227*year
 WQKJLN(AU_Name\WestCC Bay) = -0.809164 + 0.000769*year



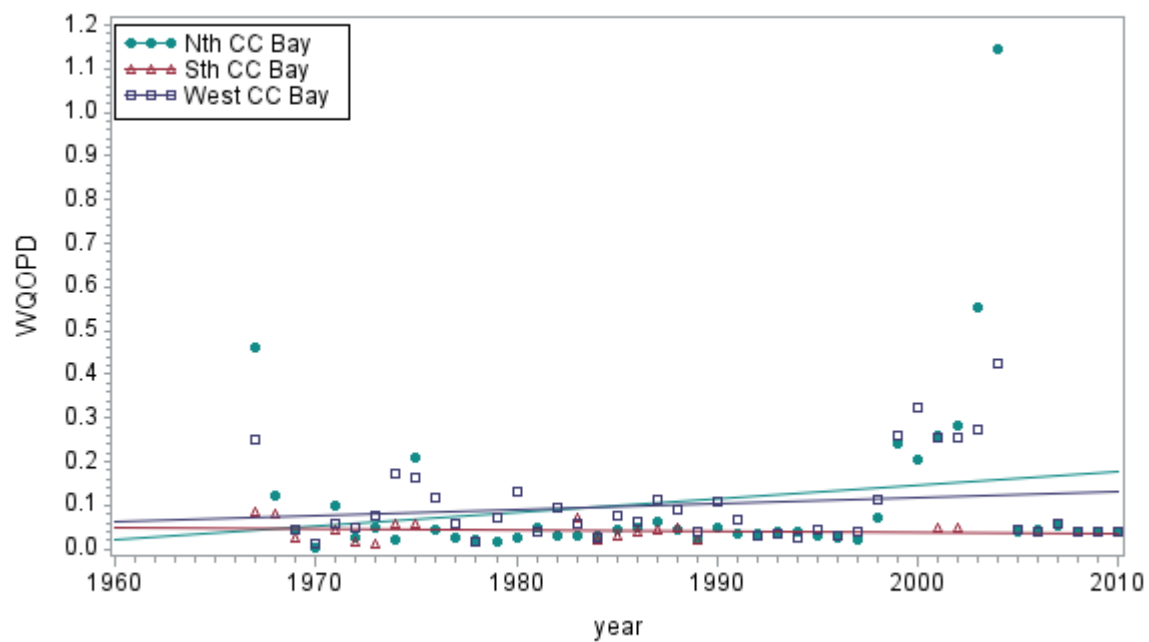
Regression Equation:
 WQNO2N(AU_Name=Nth CC Bay) = -207.7559 + 0.104985*year
 WQNO2N(AU_Name=Sth CC Bay) = 51.7616 - 0.026109*year
 WQNO2N(AU_Name=WestCC Bay) = -24.14561 + 0.012208*year



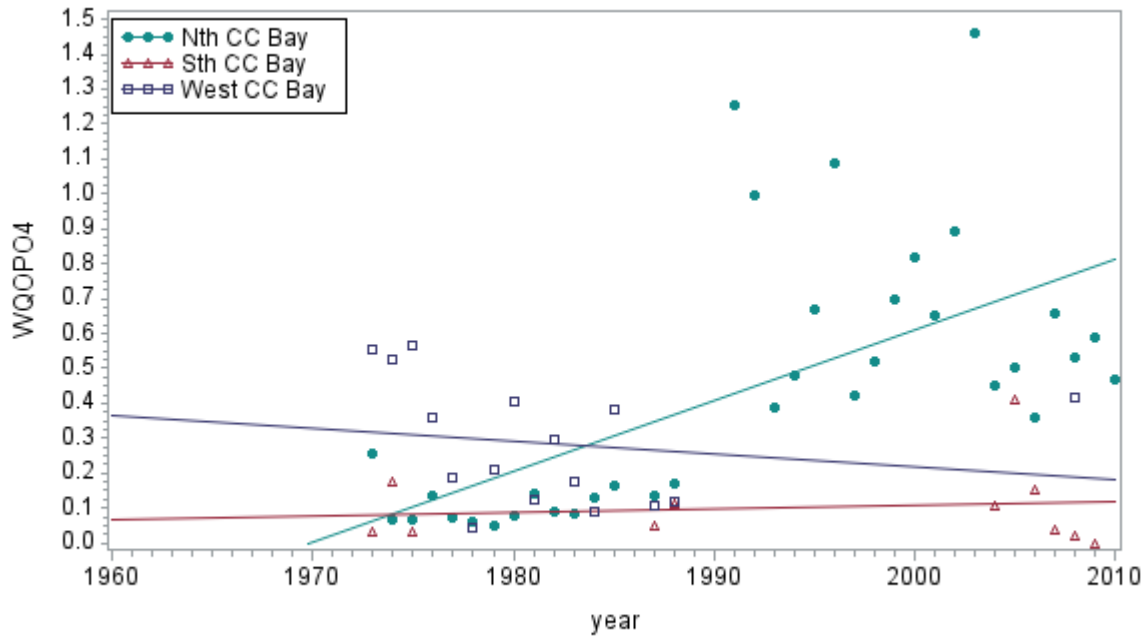
Regression Equation:
 WQNO3N(AU_Name=Nth CC Bay) = -9.103095 + 0.004699*year
 WQNO3N(AU_Name=Sth CC Bay) = 109.7814 - 0.055374*year
 WQNO3N(AU_Name=WestCC Bay) = -9.522045 + 0.004861*year



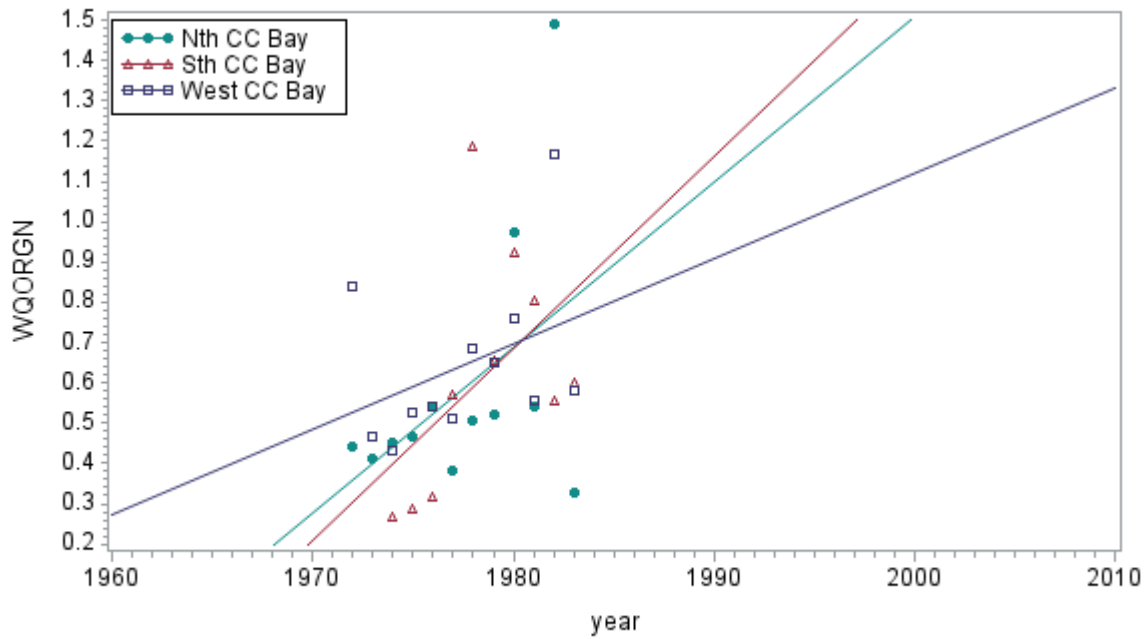
Regression Equation:
 WQO_G(AU_Name:Nth CC Bay) = -130.8357 + 0.067787*year
 WQO_G(AU_Name:Sth CC Bay) = 0 + 0*year
 WQO_G(AU_Name:WestCC Bay) = 1.133333 + 0*year



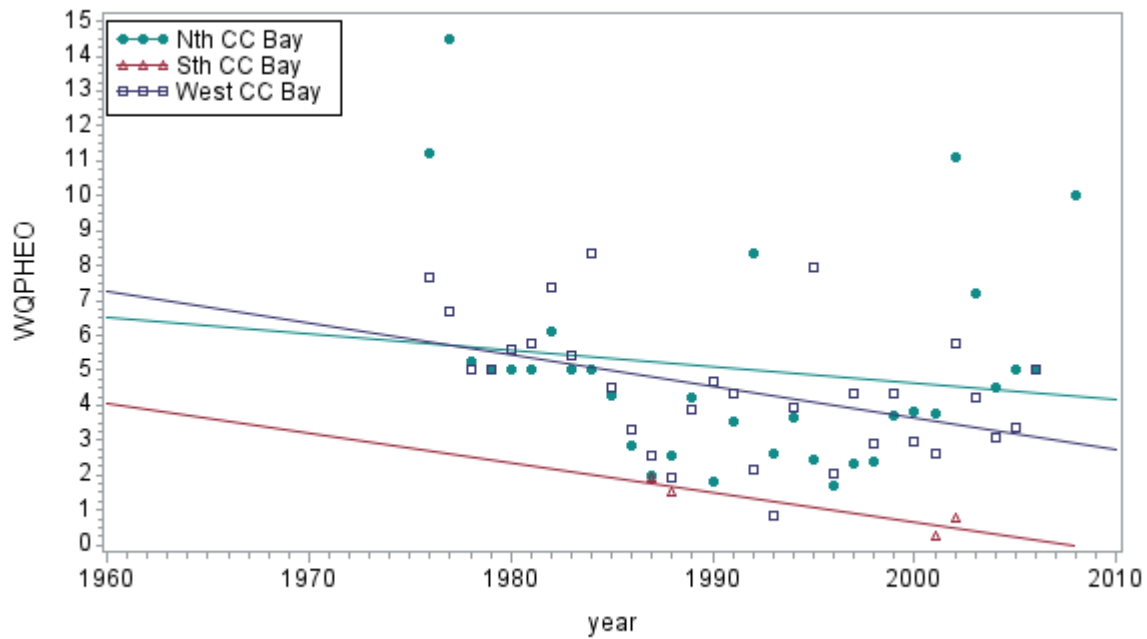
Regression Equation:
 WQOPD(AU_Name:Nth CC Bay) = -5.177895 + 0.003162*year
 WQOPD(AU_Name:Sth CC Bay) = 0.585485 - 0.0000273*year
 WQOPD(AU_Name:WestCC Bay) = -2.600307 + 0.001358*year



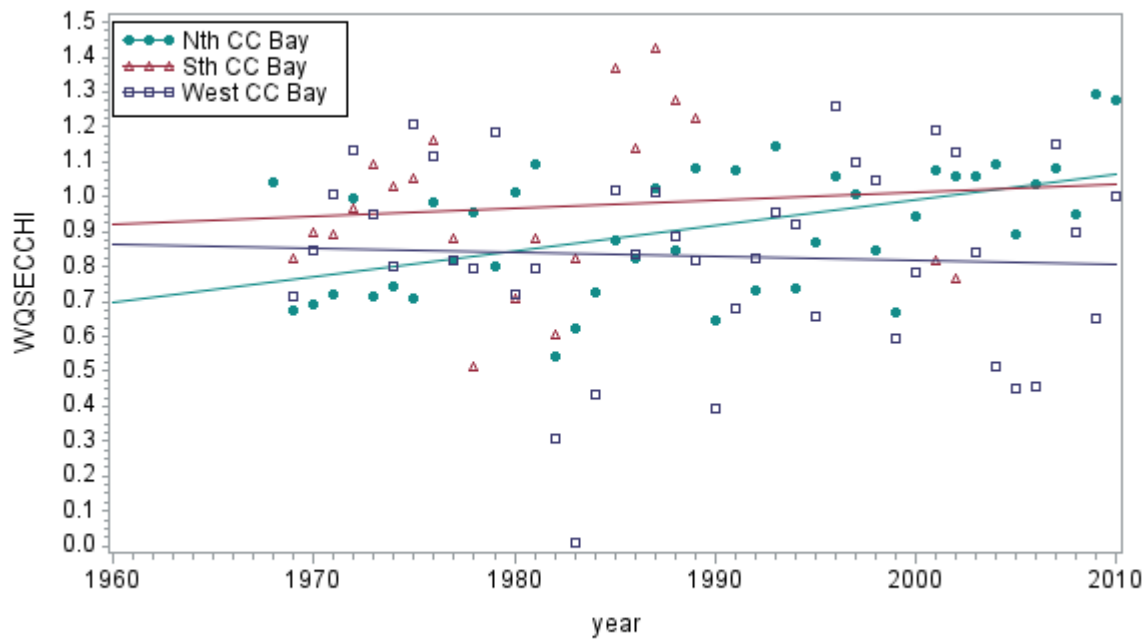
Regression Equation:
 WQOPO4(AU_Name\Nth CC Bay) = -39.85787 + 0.000235*year
 WQOPO4(AU_Name\Sth CC Bay) = -1.858977 + 0.000964*year
 WQOPO4(AU_Name\WestCC Bay) = 7.588165 - 0.003685*year



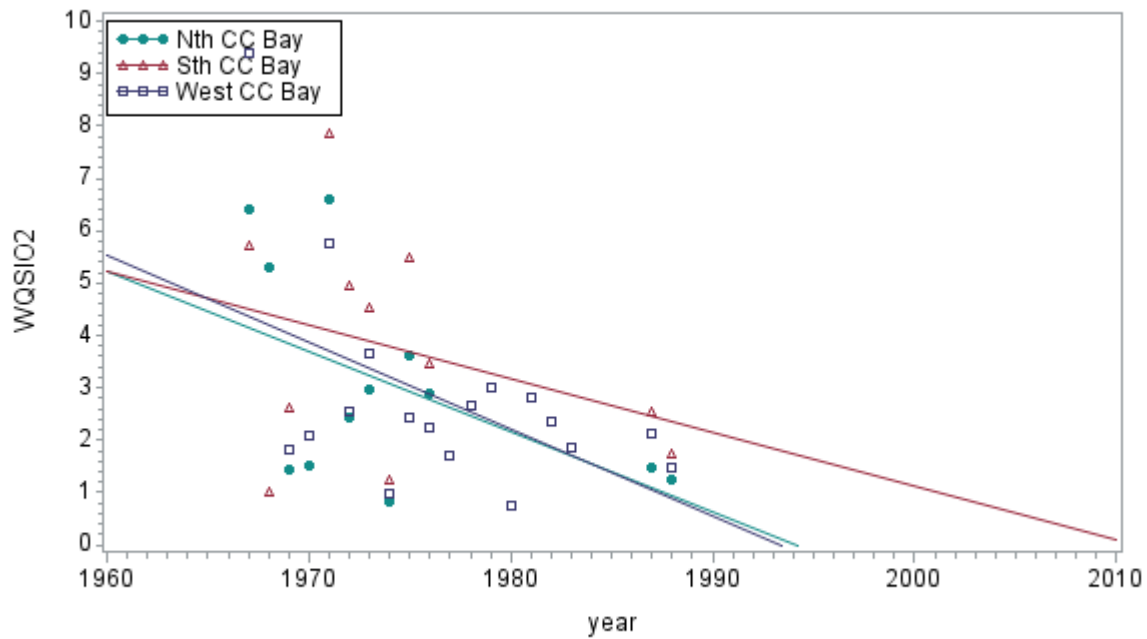
Regression Equation:
 WQORGN(AU_Name\Nth CC Bay) = -80.41295 + 0.040961*year
 WQORGN(AU_Name\Sth CC Bay) = -93.41708 + 0.047528*year
 WQORGN(AU_Name\WestCC Bay) = -41.16285 + 0.021141*year



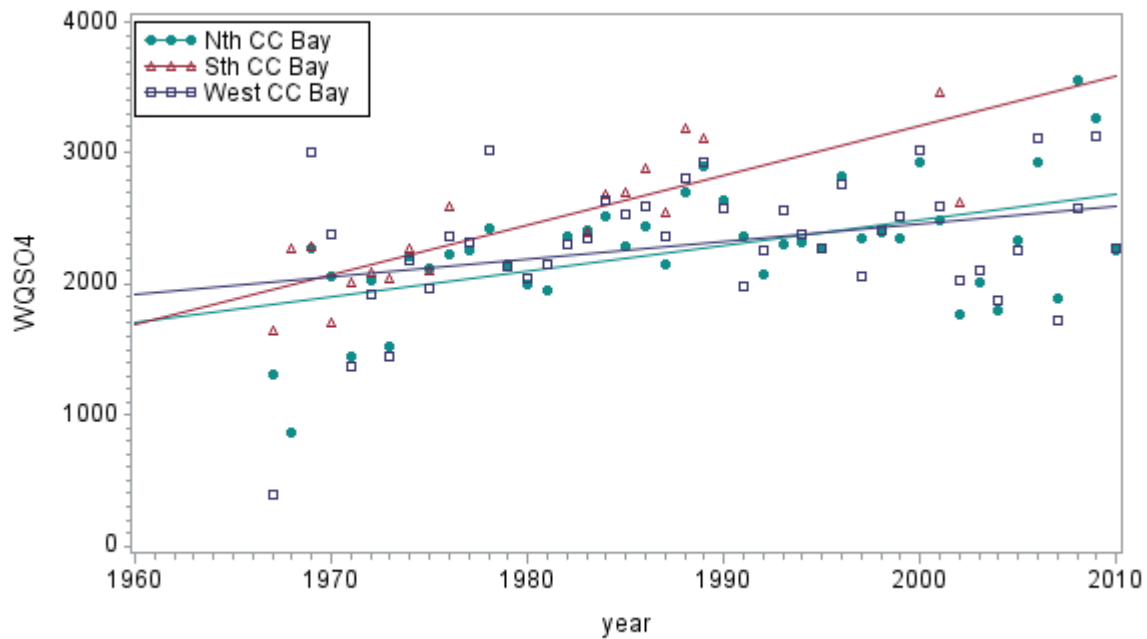
Regression Equation:
 WQPHEO(AU_Name\Nth CC Bay) = 97.62337 - 0.046495*year
 WQPHEO(AU_Name\Sth CC Bay) = 168.9885 - 0.08416*year
 WQPHEO(AU_Name\WestCC Bay) = 184.7158 - 0.090548*year



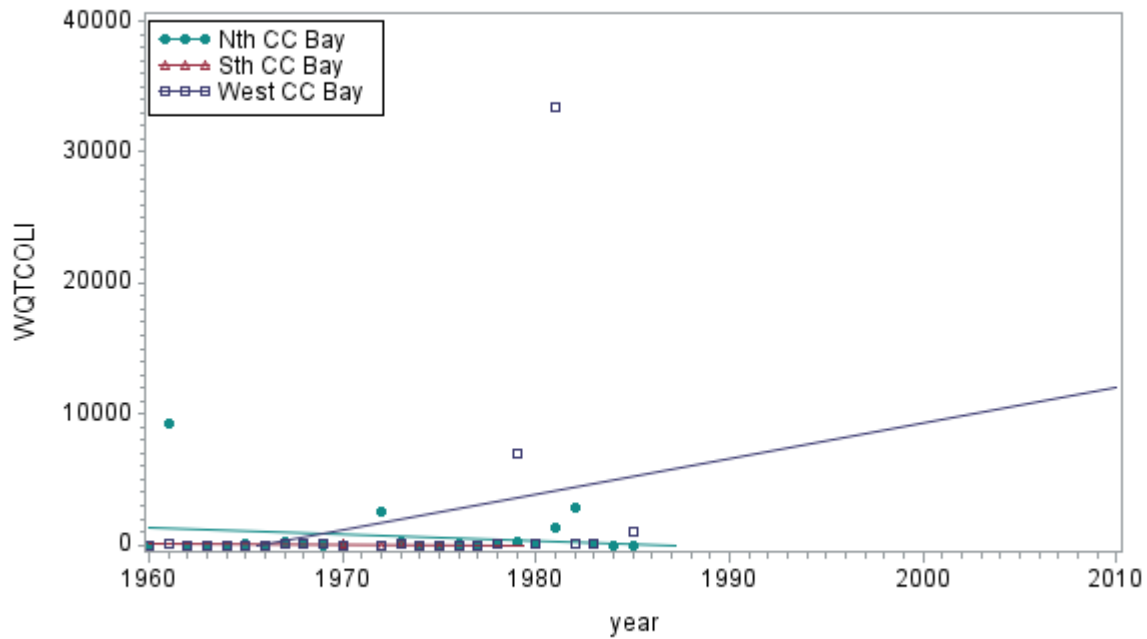
Regression Equation:
 WQSECCHI(AU_Name\Nth CC Bay) = -13.74485 + 0.007367*year
 WQSECCHI(AU_Name\Sth CC Bay) = -3.59035 + 0.002302*year
 WQSECCHI(AU_Name\WestCC Bay) = 3.245699 - 0.001214*year



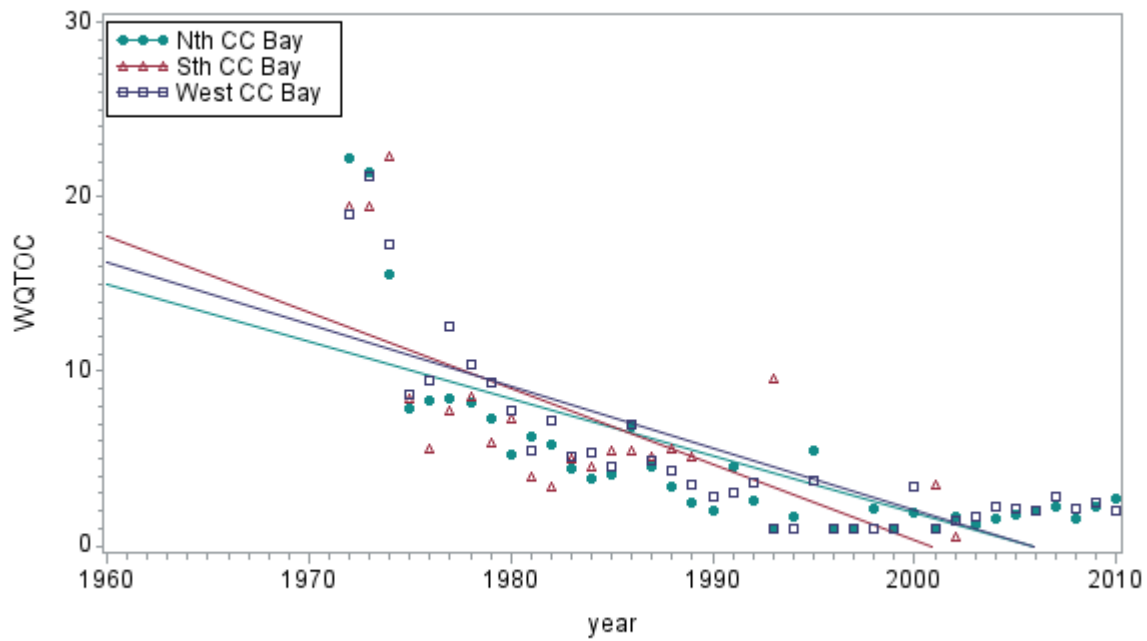
Regression Equation:
 WQSI02(AU_Name:Nth CC Bay) = 304.6144 - 0.152751*year
 WQSI02(AU_Name:Sth CC Bay) = 205.9642 - 0.102414*year
 WQSI02(AU_Name:WestCC Bay) = 329.2544 - 0.165167*year



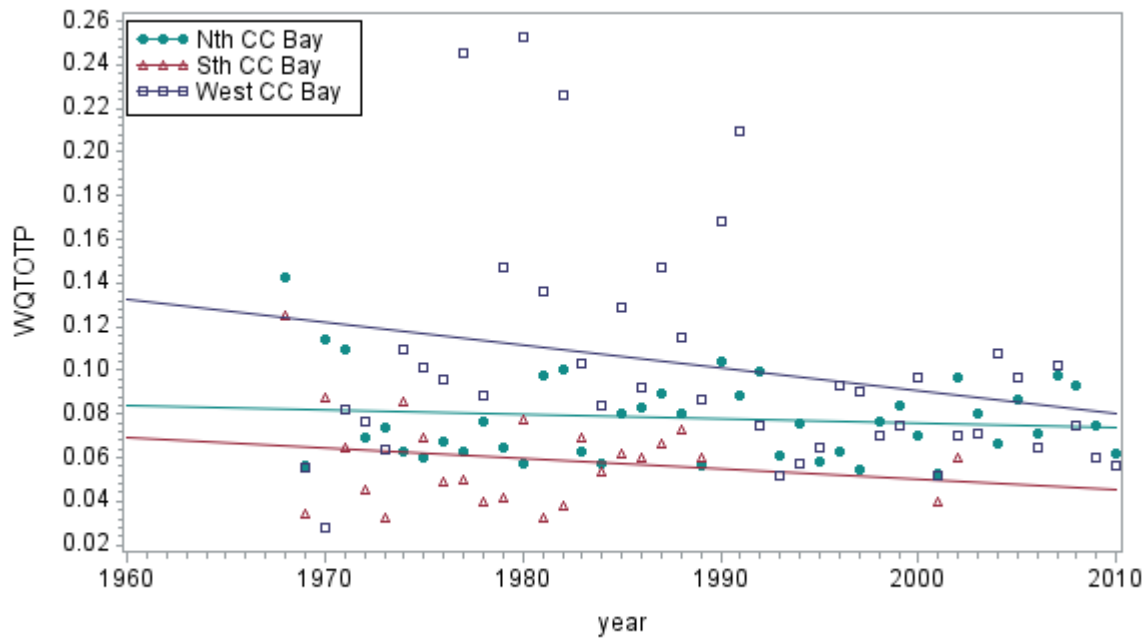
Regression Equation:
 WQSO4(AU_Name:Nth CC Bay) = -36693.78 + 19.5929*year
 WQSO4(AU_Name:Sth CC Bay) = -7247.69 + 37.82982*year
 WQSO4(AU_Name:WestCC Bay) = -24470.73 + 13.46881*year



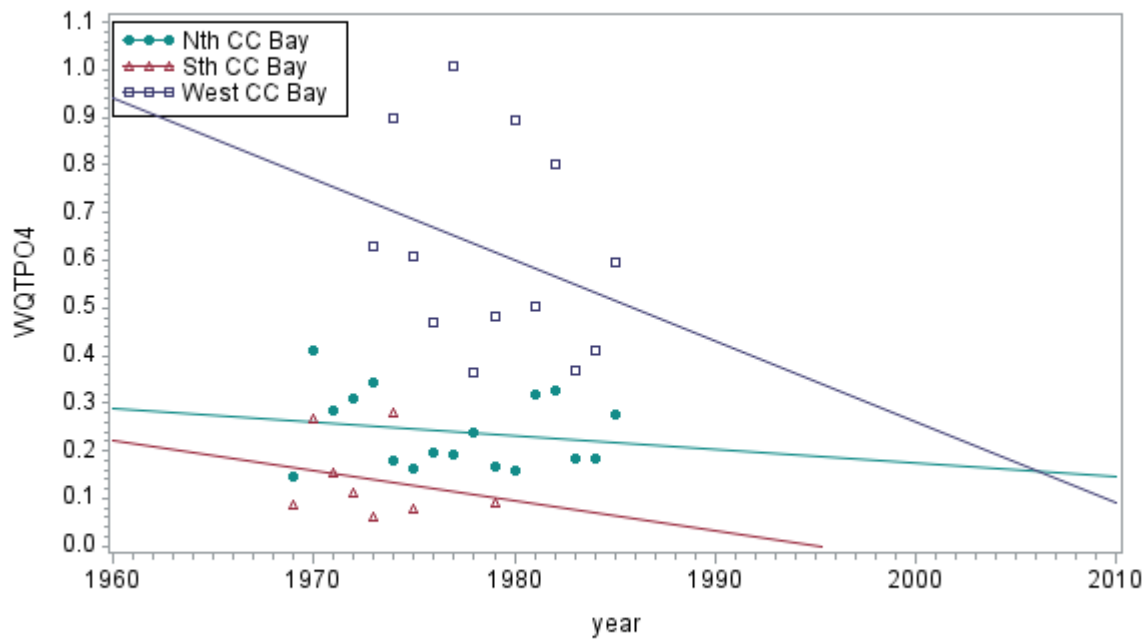
Regression Equation:
 WQTCOLI(AU-Name:Nth CC Bay) = 93197.49 - 46.89676*year
 WQTCOLI(AU-Name:Sth CC Bay) = 16112.39 - 8.140203*year
 WQTCOLI(AU-Name:WestCC Bay) = -533879.8 + 271.6068*year



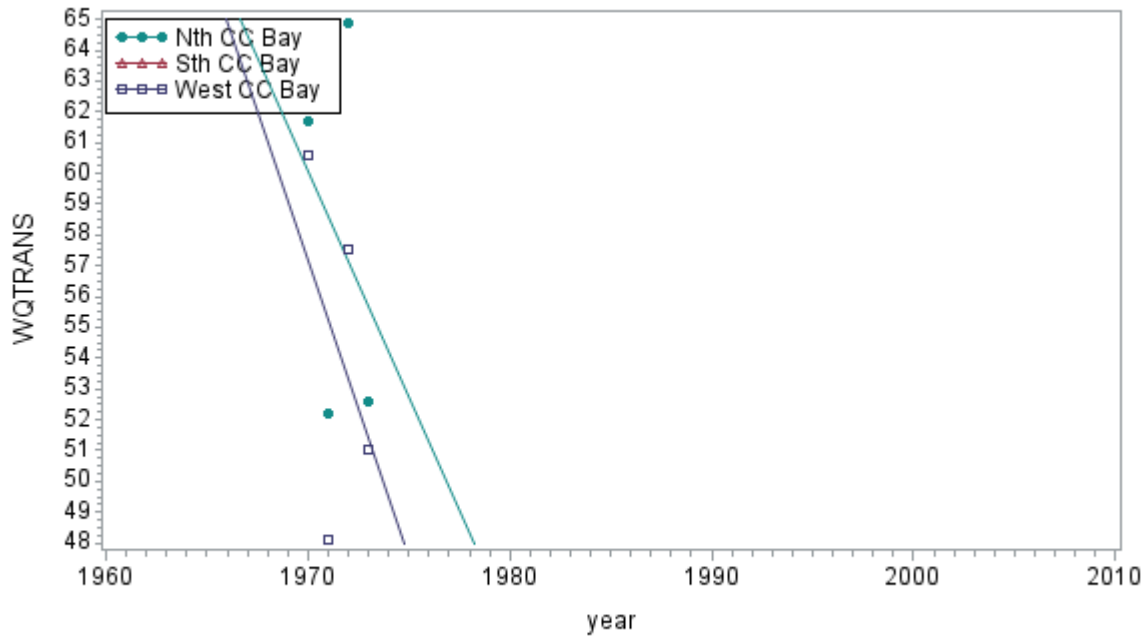
Regression Equation:
 WQTOC(AU-Name:Nth CC Bay) = 653.3846 - 0.325738*year
 WQTOC(AU-Name:Sth CC Bay) = 868.1164 - 0.433865*year
 WQTOC(AU-Name:WestCC Bay) = 709.4022 - 0.353654*year



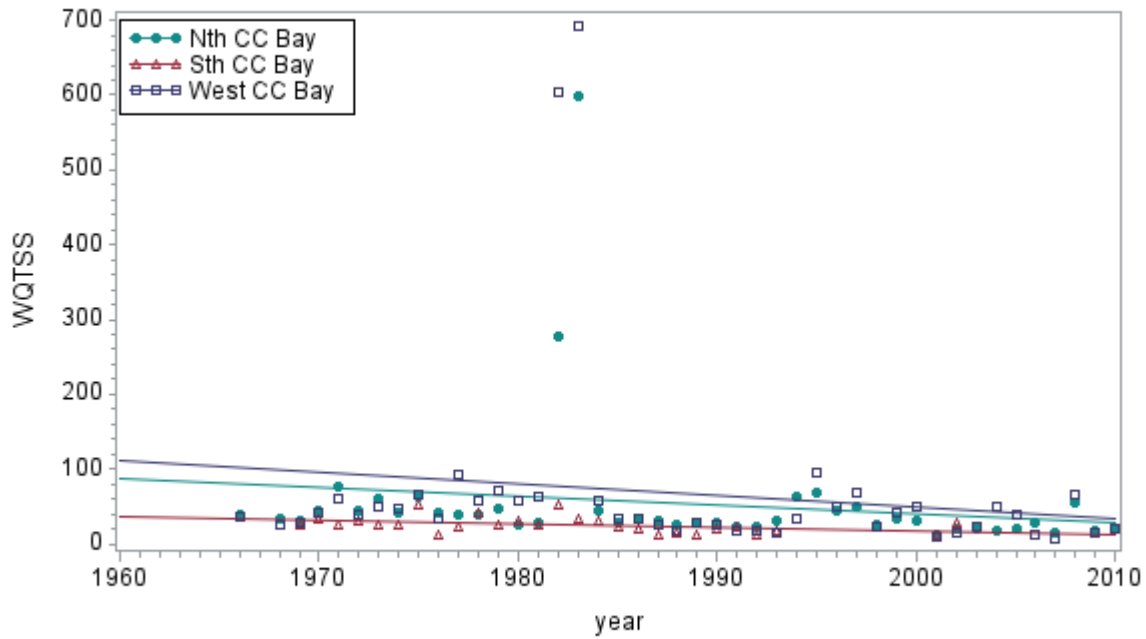
Regression Equation:
 WQTOTP(AU_Name\Nth CC Bay) = 0.484203 - 0.000204*year
 WQTOTP(AU_Name\Sth CC Bay) = 1.001646 - 0.000476*year
 WQTOTP(AU_Name\WestCC Bay) = 2.200339 - 0.001055*year



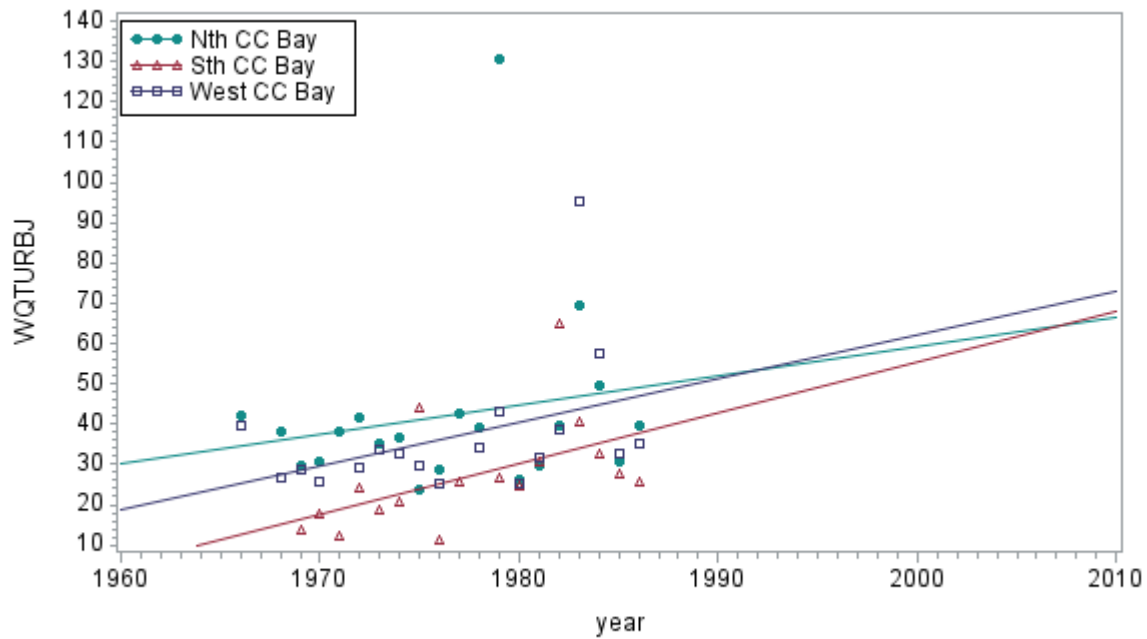
Regression Equation:
 WQTPO4(AU_Name\Nth CC Bay) = 5.759846 - 0.002792*year
 WQTPO4(AU_Name\Sth CC Bay) = 12.59475 - 0.006312*year
 WQTPO4(AU_Name\WestCC Bay) = 34.22521 - 0.016982*year



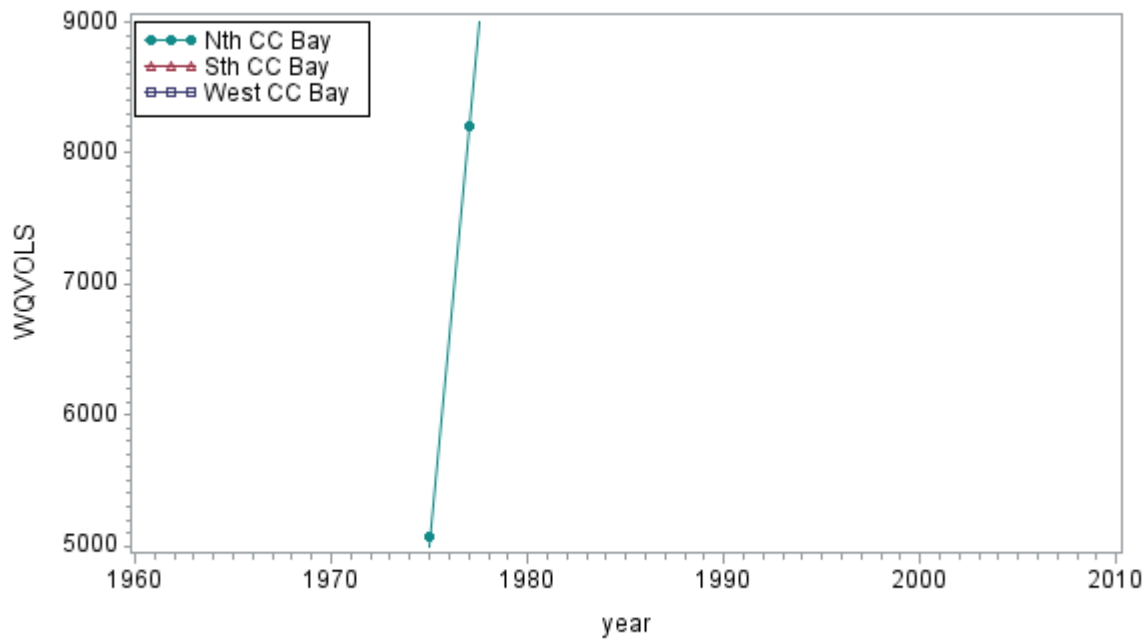
Regression Equation:
 WQTRANS(AU_Name\Nth CC Bay) = 2942.862 - 1.463367*year
 WQTRANS(AU_Name\Sth CC Bay) = 0 + 0*year
 WQTRANS(AU_Name\WestCC Bay) = 3867.338 - 1.934066*year



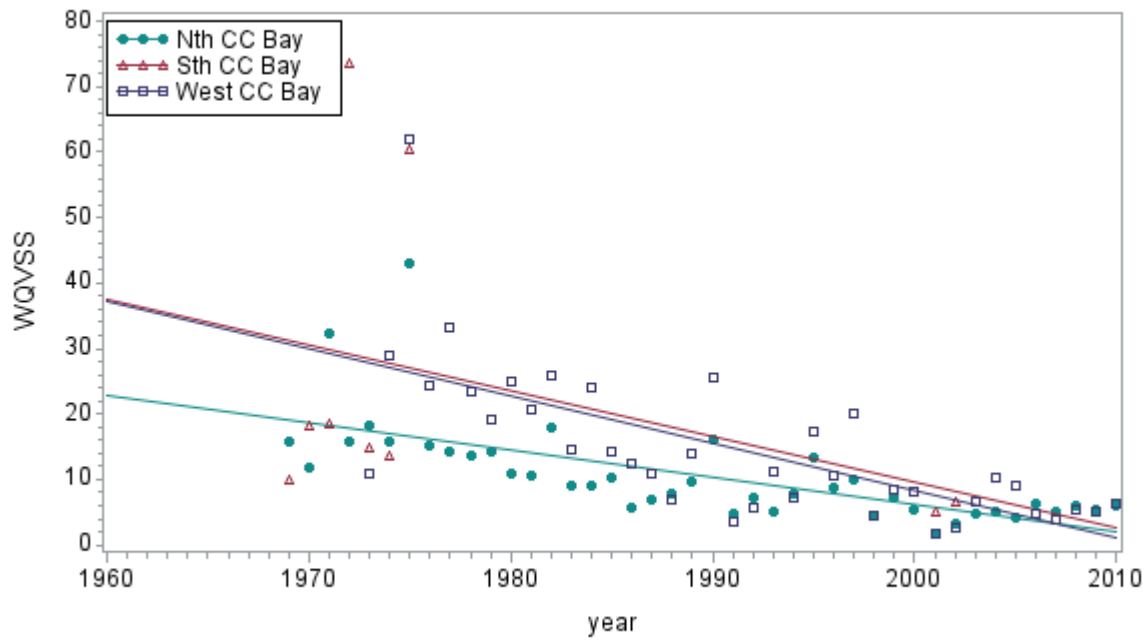
Regression Equation:
 WQTSS(AU_Name\Nth CC Bay) = 2415.013 - 1.187266*year
 WQTSS(AU_Name\Sth CC Bay) = 1004.112 - 0.49341*year
 WQTSS(AU_Name\WestCC Bay) = 3127.13 - 1.538751*year



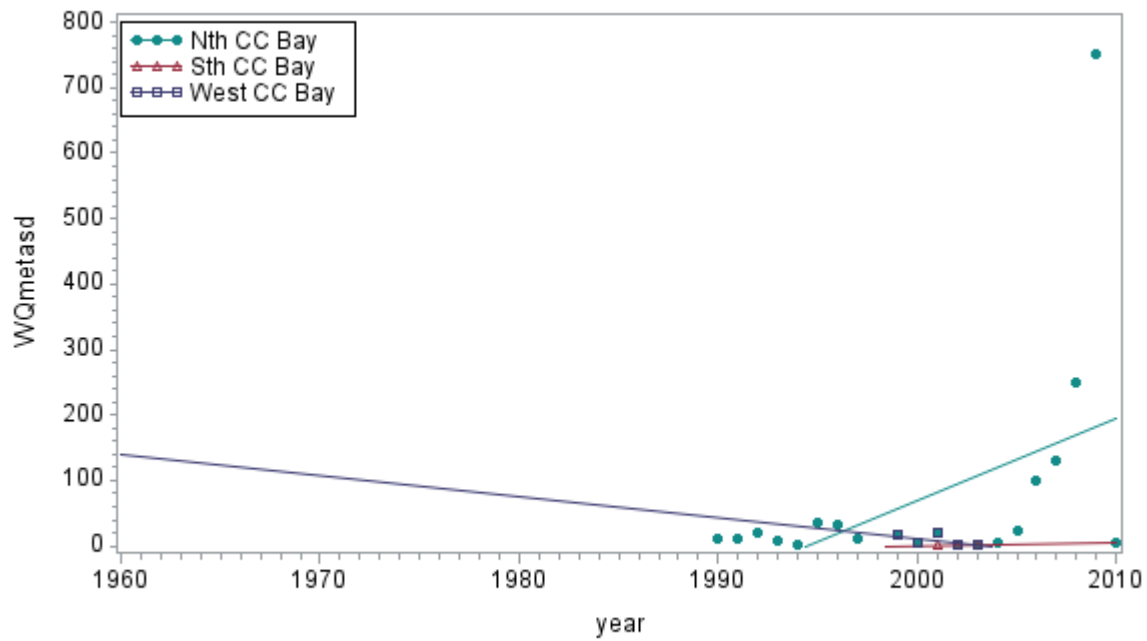
Regression Equation:
 WQTURBJ(AU_Name\Nth CC Bay) = -1404.163 + 0.731728*year
 WQTURBJ(AU_Name\Sth CC Bay) = -2460.027 + 1.257163*year
 WQTURBJ(AU_Name\WestCC Bay) = -2090.15 + 1.076096*year



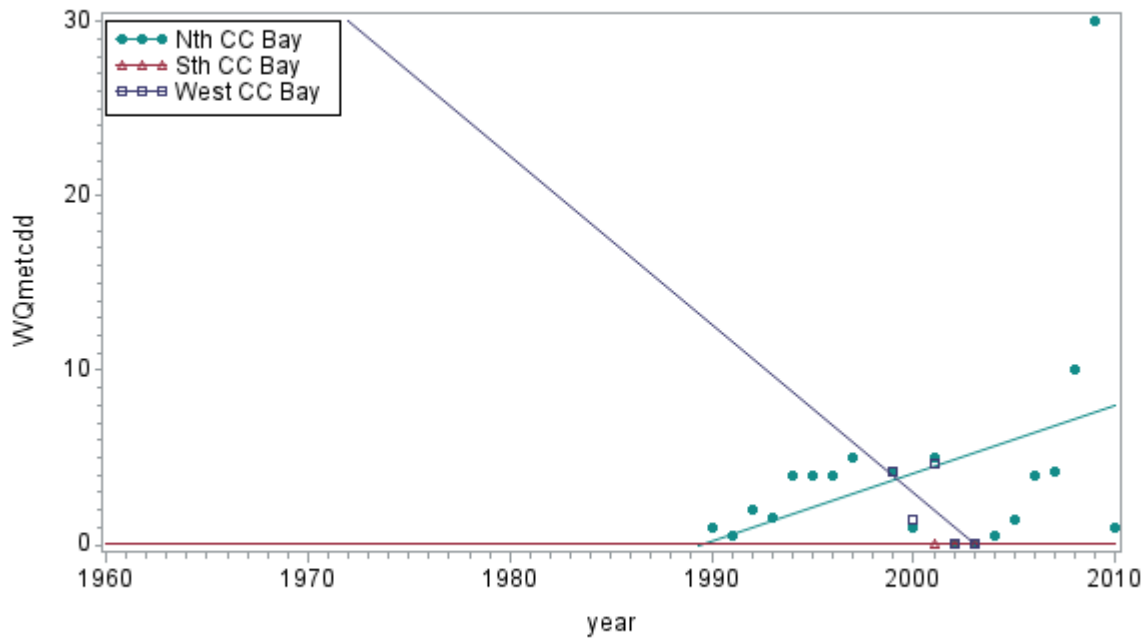
Regression Equation:
 WQVOLS(AU_Name\Nth CC Bay) = -3089100 + 1566.667*year
 WQVOLS(AU_Name\Sth CC Bay) = 0 + 0*year
 WQVOLS(AU_Name\WestCC Bay) = 0 + 0*year



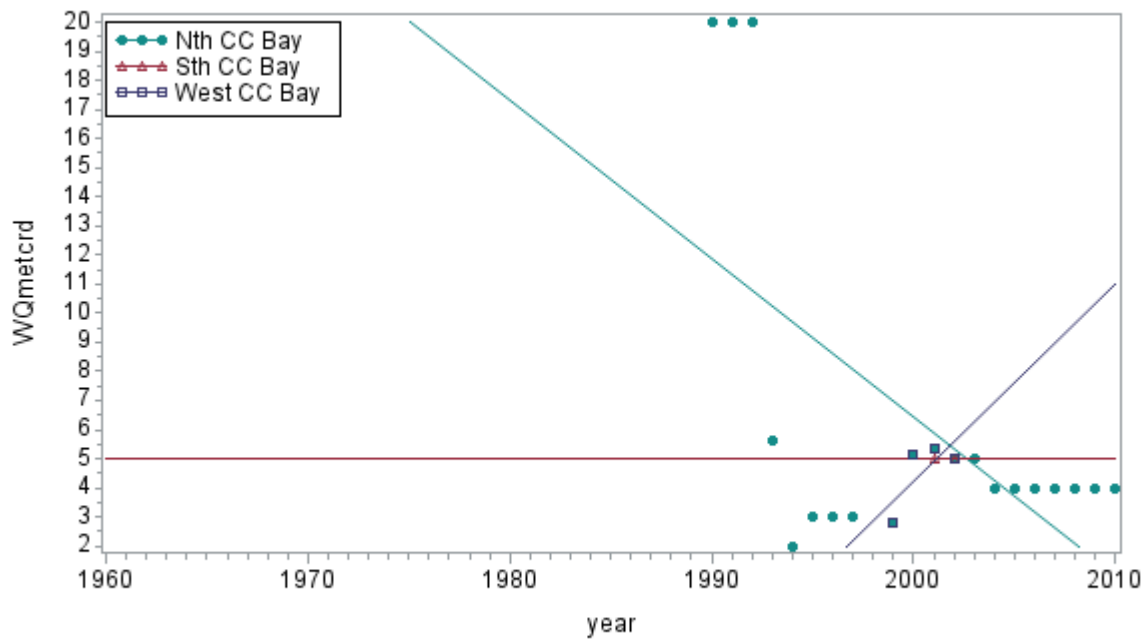
Regression Equation:
 WQVSS(AU_Name:Nth CC Bay) = 837.4927 - 0.415619*year
 WQVSS(AU_Name:Sth CC Bay) = 1409.539 - 0.700019*year
 WQVSS(AU_Name:WestCC Bay) = 1450.67 - 0.721184*year



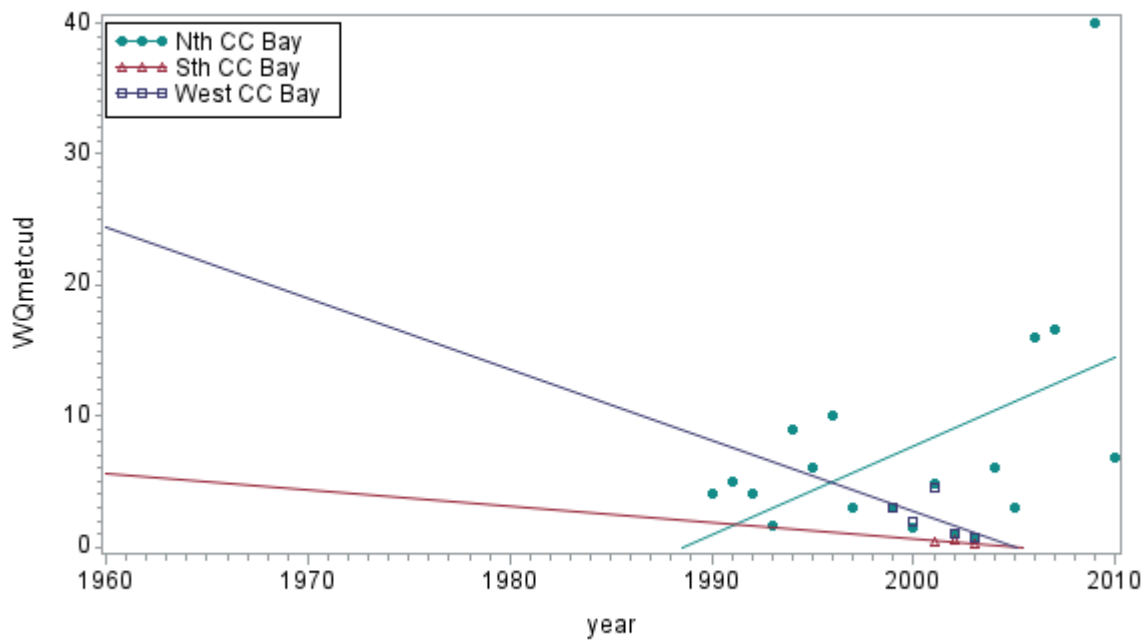
Regression Equation:
 WQmetasd(AU_Name:Nth CC Bay) = -24912.41 + 12.49147*year
 WQmetasd(AU_Name:Sth CC Bay) = -919.27 + 0.46*year
 WQmetasd(AU_Name:WestCC Bay) = 6443.028 - 3.215489*year



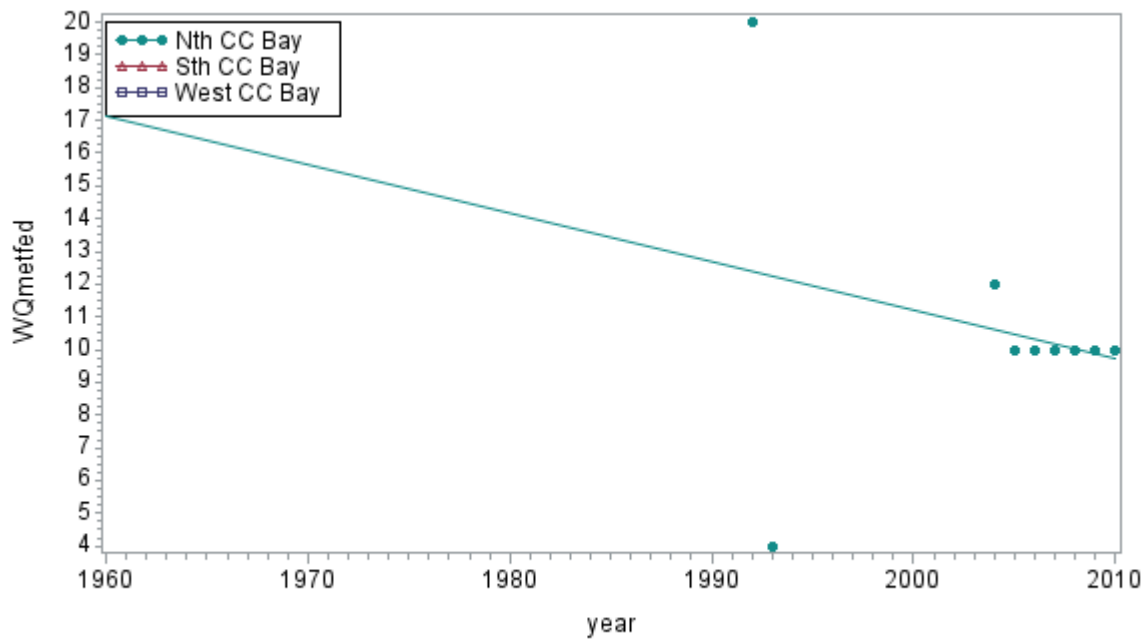
Regression Equation:
 WQmetcdd(AU_Name\Nth CC Bay) = -776.0372 + 0.390088*year
 WQmetcdd(AU_Name\Sth CC Bay) = 0.025 + 0*year
 WQmetcdd(AU_Name\WestCC Bay) = 1925.94 - 0.961944*year



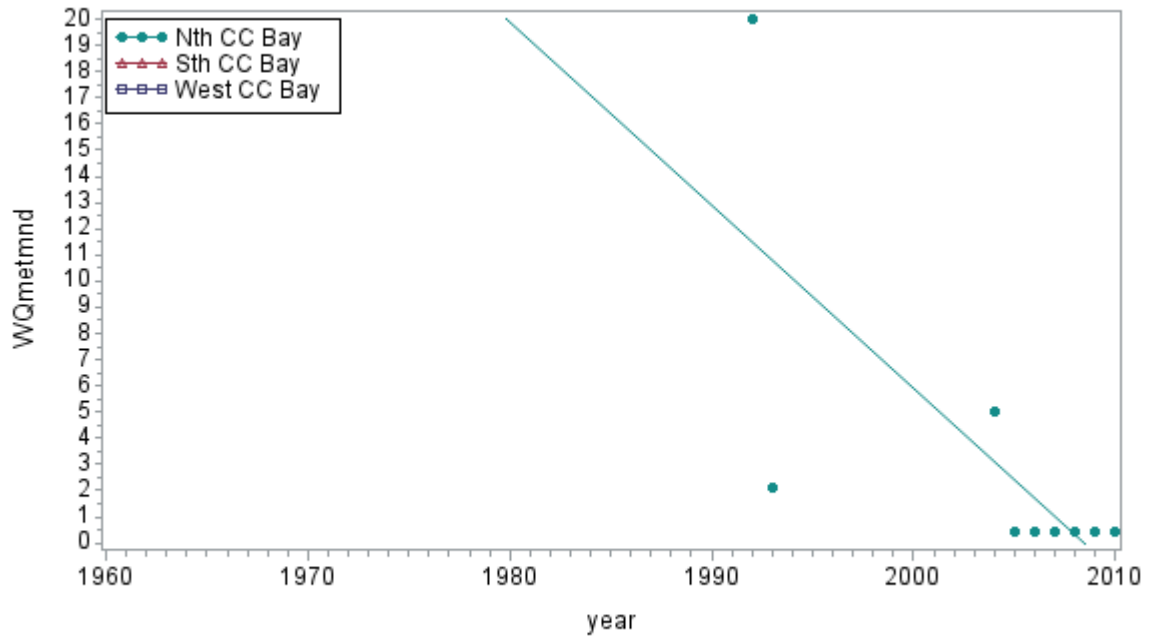
Regression Equation:
 WQmetcrd(AU_Name\Nth CC Bay) = 1094.025 - 0.543789*year
 WQmetcrd(AU_Name\Sth CC Bay) = 5 + 0*year
 WQmetcrd(AU_Name\WestCC Bay) = -1349.097 + 0.676667*year



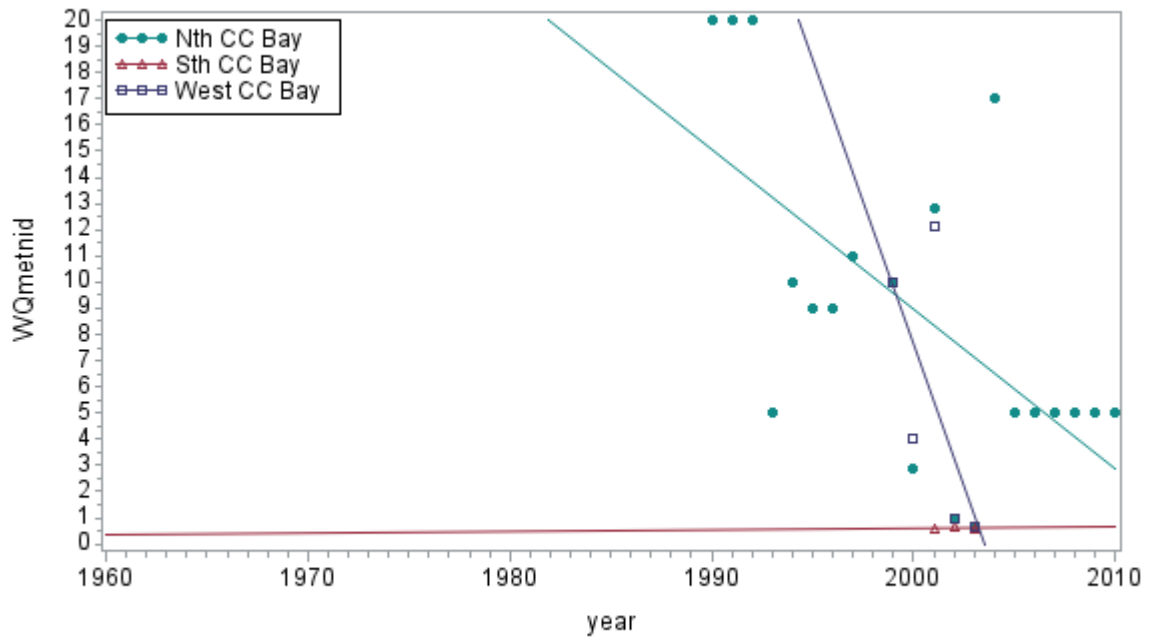
Regression Equation:
 $WQmetcud(AU_Name/Nth\ CC\ Bay) = -1335.804 + 0.671749 \cdot year$
 $WQmetcud(AU_Name/Sth\ CC\ Bay) = 245.6683 - 0.1225 \cdot year$
 $WQmetcud(AU_Name/WestCC\ Bay) = 1089.093 - 0.543167 \cdot year$



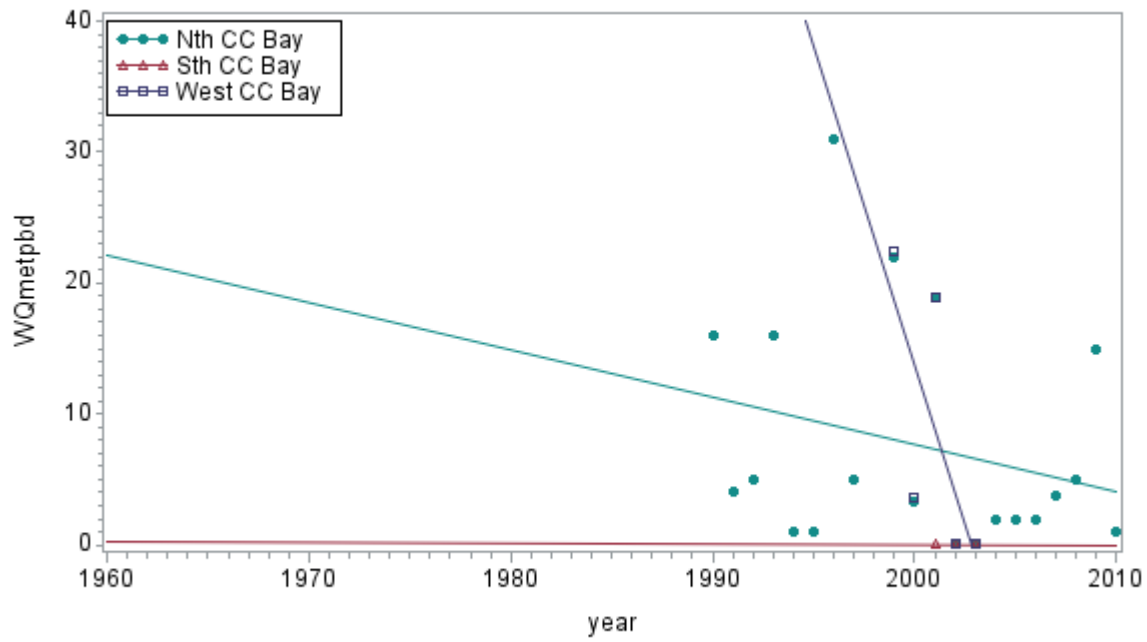
Regression Equation:
 $WQmetfed(AU_Name/Nth\ CC\ Bay) = 307.4762 - 0.148125 \cdot year$
 $WQmetfed(AU_Name/Sth\ CC\ Bay) = 0 + 0 \cdot year$
 $WQmetfed(AU_Name/WestCC\ Bay) = 0 + 0 \cdot year$



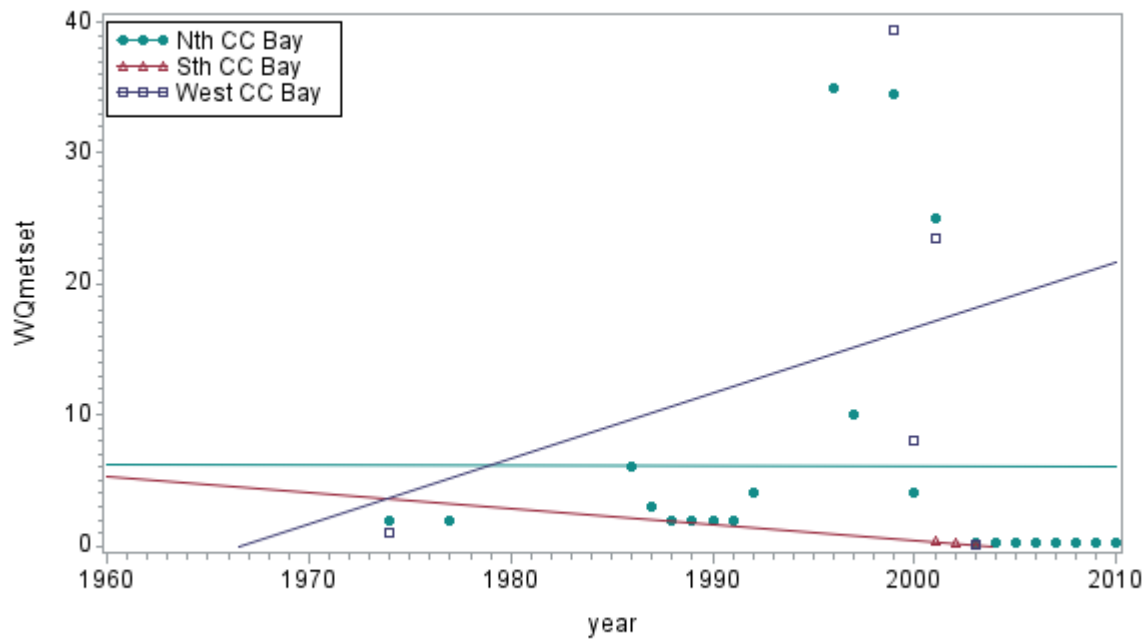
Regression Equation:
 WQmetmnd(AU Name Nth CC Bay) = 1401.727 - 0.697906*year
 WQmetmnd(AU Name Sth CC Bay) = 0 + 0*year
 WQmetmnd(AU Name West CC Bay) = 0 + 0*year



Regression Equation:
 WQmetmid(AU Name Nth CC Bay) = 1228.727 - 0.609875*year
 WQmetmid(AU Name Sth CC Bay) = -9.41 + 0.005*year
 WQmetmid(AU Name West CC Bay) = 4340.285 - 2.166278*year

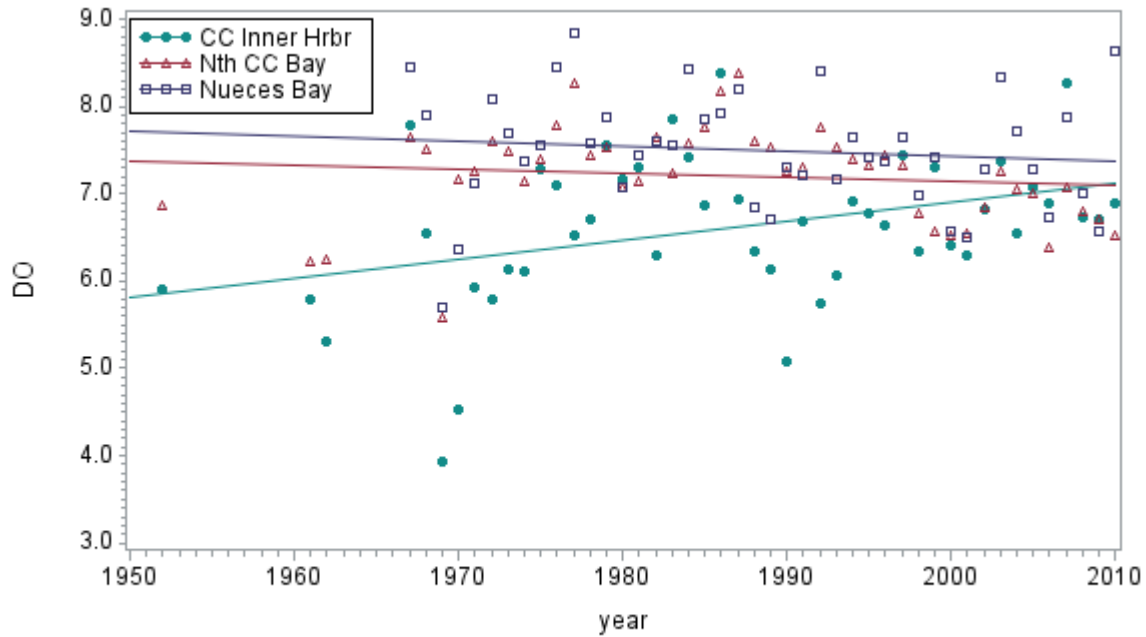


Regression Equation:
 WQmetpbd(AU_Name\Nth CC Bay) = 725.3006 - 0.358783*year
 WQmetpbd(AU_Name\Sth CC Bay) = 10.055 - 0.005*year
 WQmetpbd(AU_Name\WestCC Bay) = 9681.615 - 4.833889*year

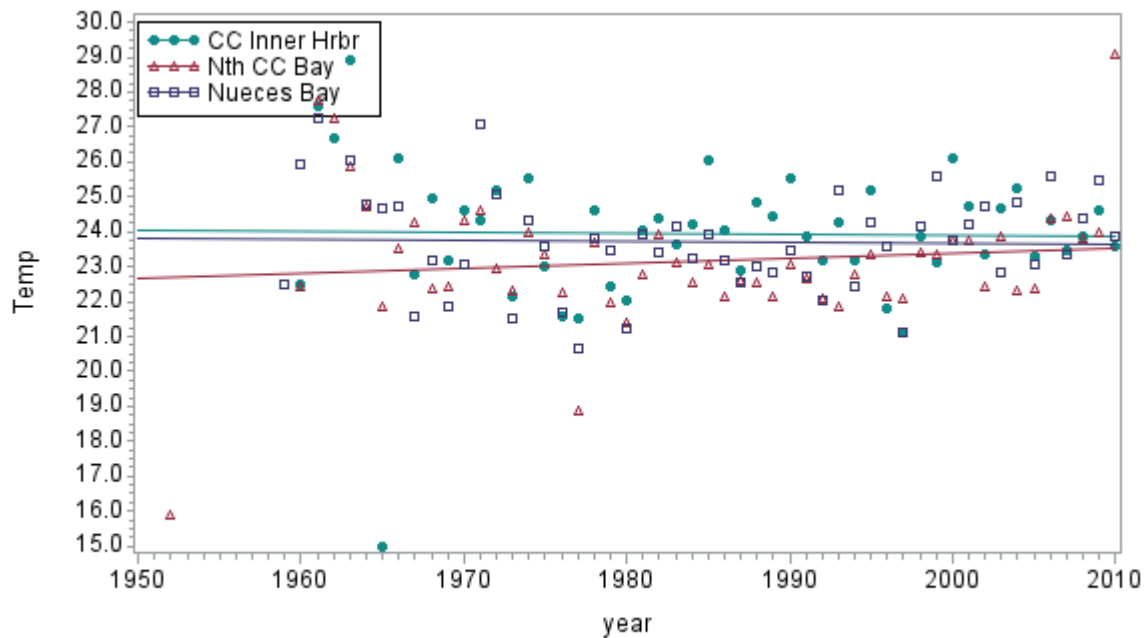


Regression Equation:
 WQmetset(AU_Name\Nth CC Bay) = 10.74949 - 0.002299*year
 WQmetset(AU_Name\Sth CC Bay) = 240.4583 - 0.12*year
 WQmetset(AU_Name\WestCC Bay) = -981.4802 + 0.499093*year

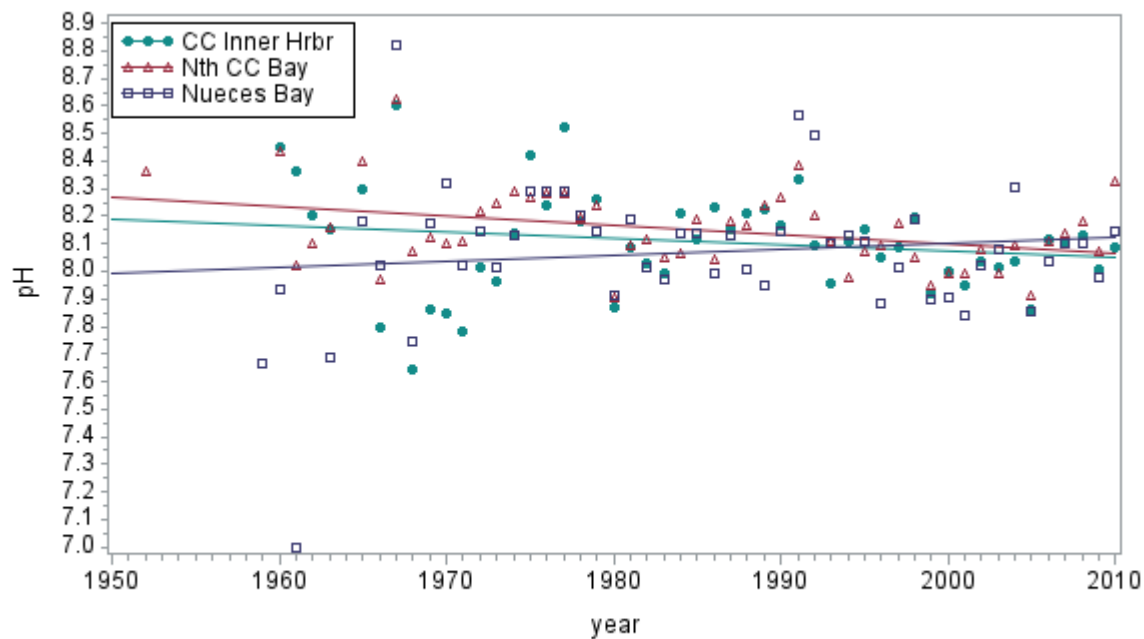
WQ4: Corpus Christi Bay and Nueces Bay



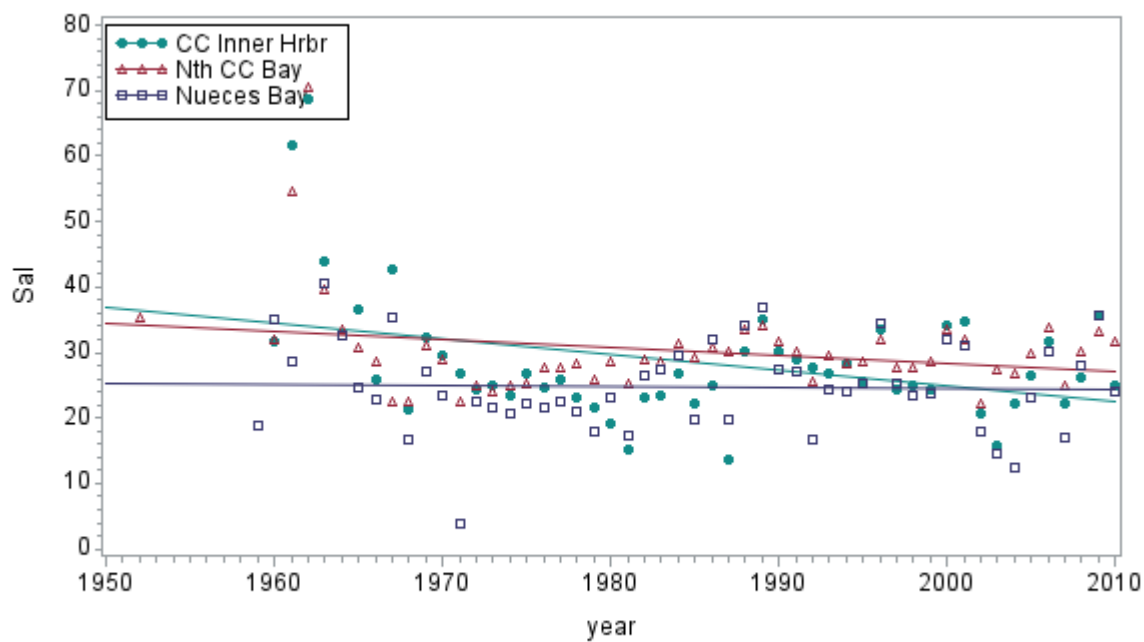
Regression Equation:
 DO(AU-Name:CC Inner Hrbr) = $-36.07644 + 0.021487 \cdot \text{year}$
 DO(AU-Name:Nth CC Bay) = $16.18364 - 0.004518 \cdot \text{year}$
 DO(AU-Name:Nueces Bay) = $19.52239 - 0.006049 \cdot \text{year}$



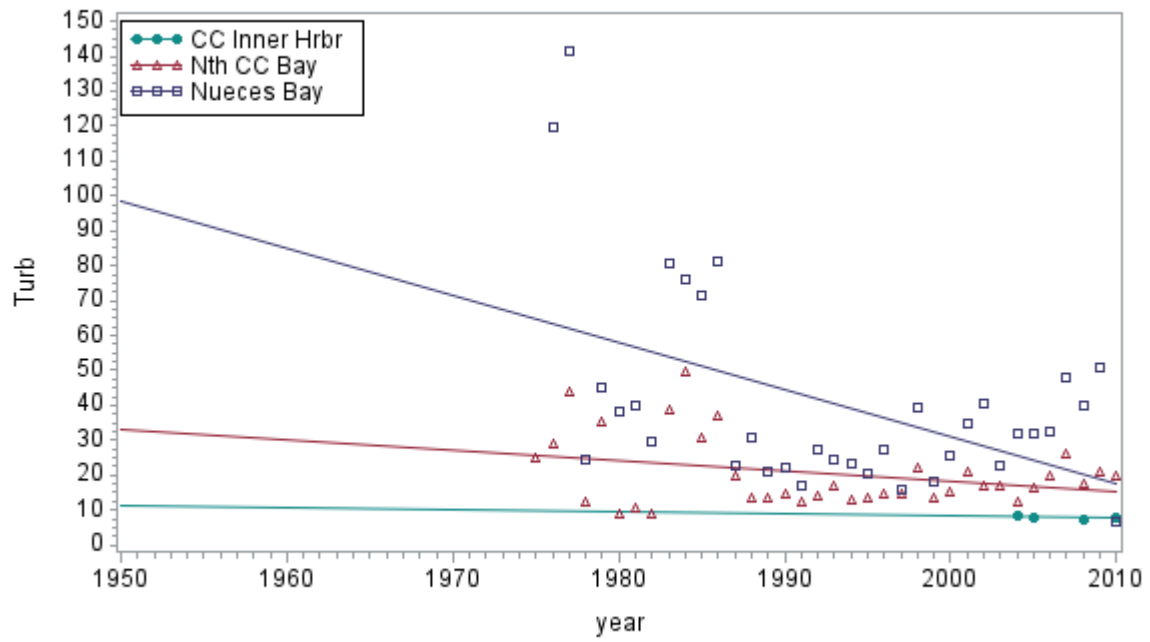
Regression Equation:
 Temp(AU-Name:CC Inner Hrbr) = $29.45992 - 0.002793 \cdot \text{year}$
 Temp(AU-Name:Nth CC Bay) = $-6.059394 + 0.014721 \cdot \text{year}$
 Temp(AU-Name:Nueces Bay) = $30.38914 - 0.003366 \cdot \text{year}$



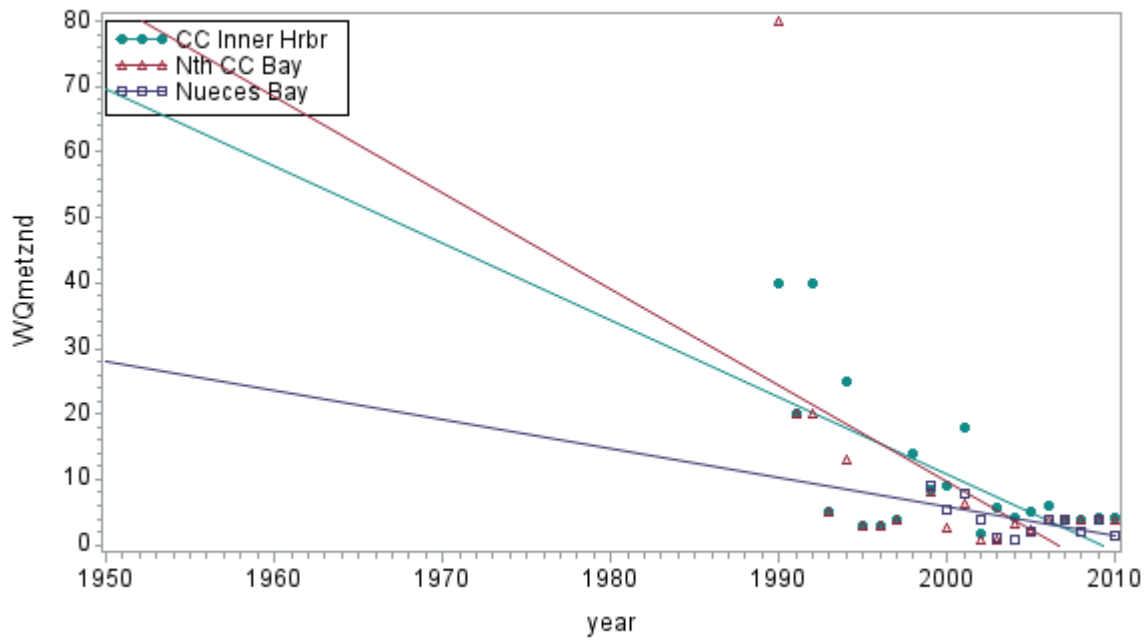
Regression Equation:
 $\text{pH(AU_Name:CC Inner Hrbr)} = 12.81999 - 0.002374 \cdot \text{year}$
 $\text{pH(AU_Name:Nth CC Bay)} = 15.01525 - 0.003458 \cdot \text{year}$
 $\text{pH(AU_Name:Nueces Bay)} = 3.776844 + 0.002162 \cdot \text{year}$



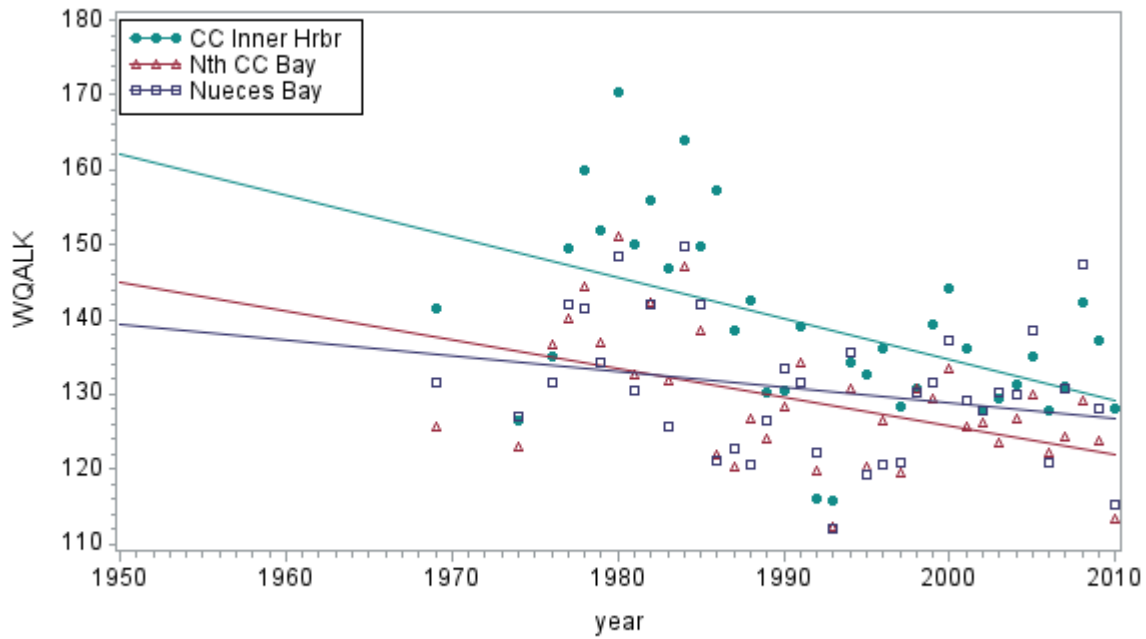
Regression Equation:
 $\text{Sal(AU_Name:CC Inner Hrbr)} = 499.2025 - 0.237132 \cdot \text{year}$
 $\text{Sal(AU_Name:Nth CC Bay)} = 269.7989 - 0.12061 \cdot \text{year}$
 $\text{Sal(AU_Name:Nueces Bay)} = 48.10964 - 0.01175 \cdot \text{year}$



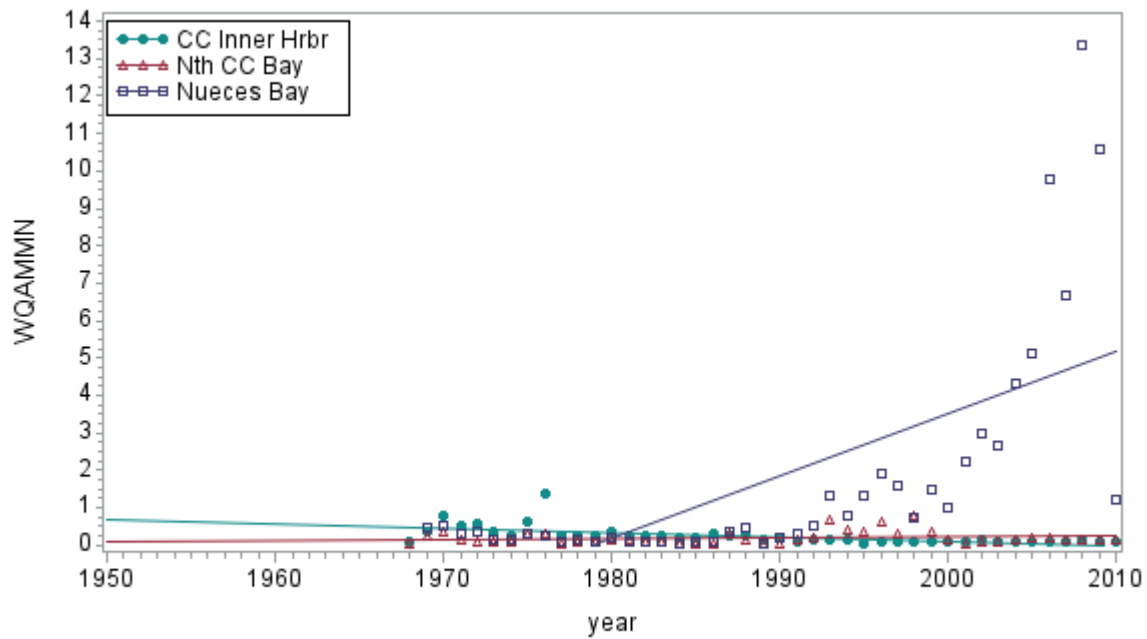
Regression Equation:
 Turb(AU_Name:CC Inner Hrbr) = 139.8763 - 0.065832*year
 Turb(AU_Name:Nth CC Bay) = 608.936 - 0.295433*year
 Turb(AU_Name:Nueces Bay) = 2724.676 - 1.346709*year



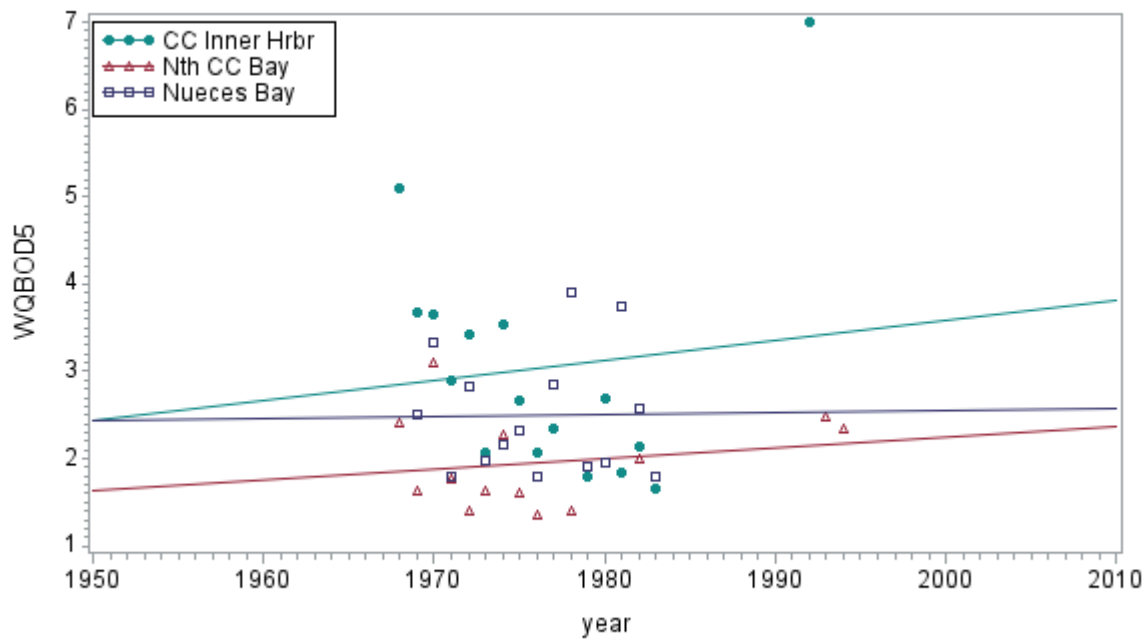
Regression Equations:
WQmetznd(AU-Name:CC Inner Hrbr) = 2364.676 - 1.1769*year
WQmetznd(AU-Name:Nth CC Bay) = 2945.156 - 1.4677*year
WQmetznd(AU-Name:Nueces Bay) = 893.0336 - 0.443633*year



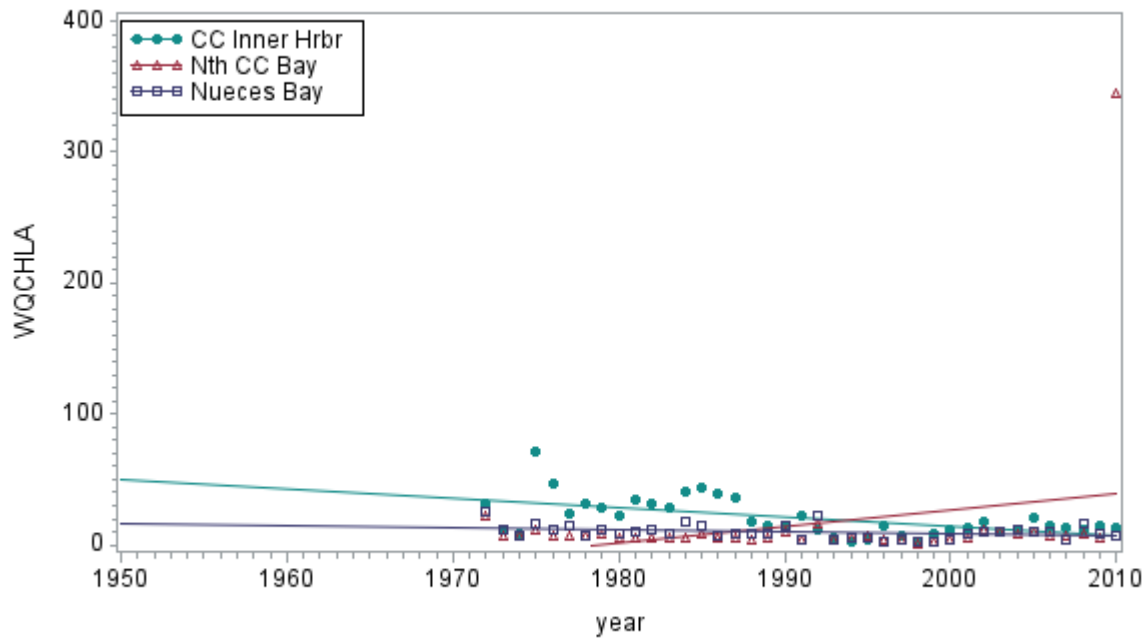
Regression Equations:
WQALK(AU-Name:CC Inner Hrbr) = 1230.172 - 0.547795*year
WQALK(AU-Name:Nth CC Bay) = 892.8231 - 0.38346*year
WQALK(AU-Name:Nueces Bay) = 548.9669 - 0.210074*year



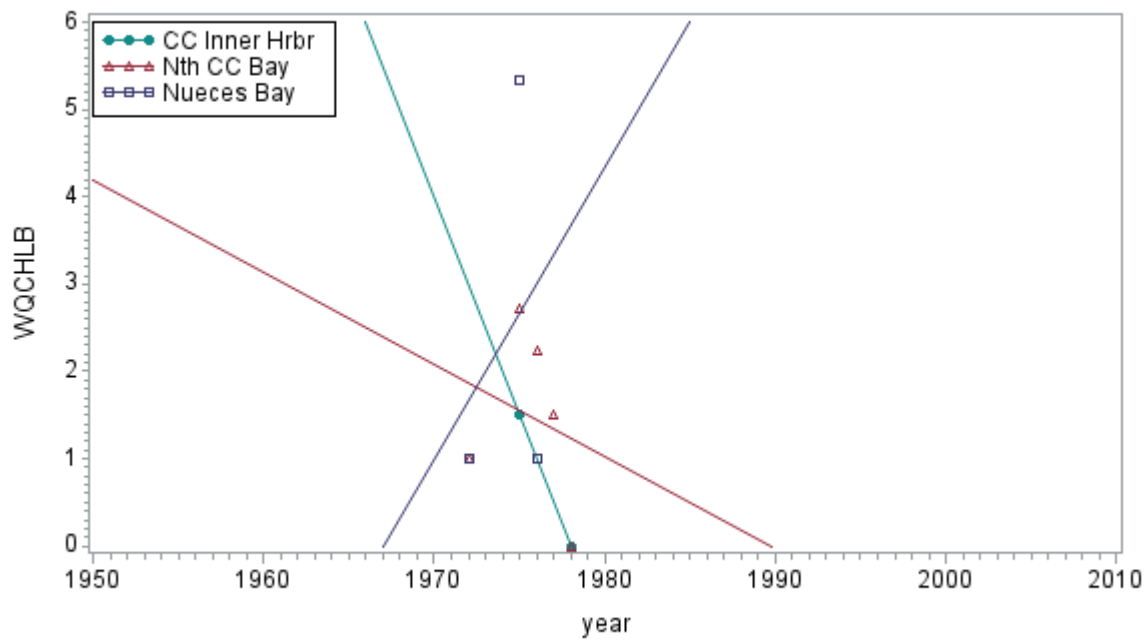
Regression Equation:
 WQAMMN(AU_Name:CC Inner Hrbr) = -23.25681 - 0.011574*year
 WQAMMN(AU_Name:Nth CC Bay) = -4.4208 + 0.002318*year
 WQAMMN(AU_Name:Nueces Bay) = -325.9867 + 0.164743*year



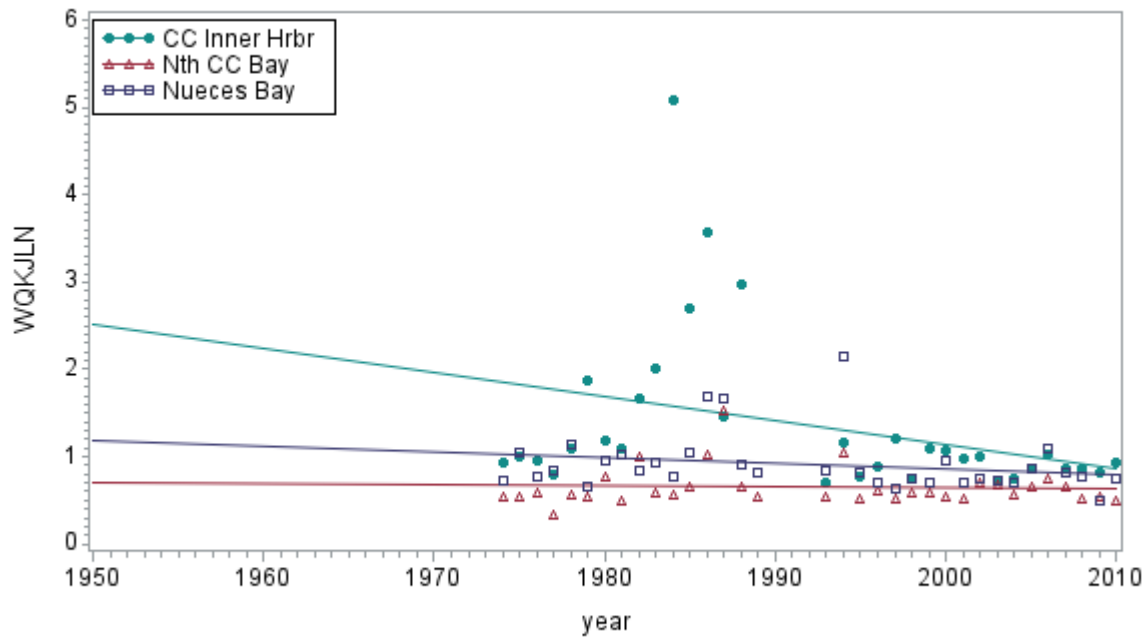
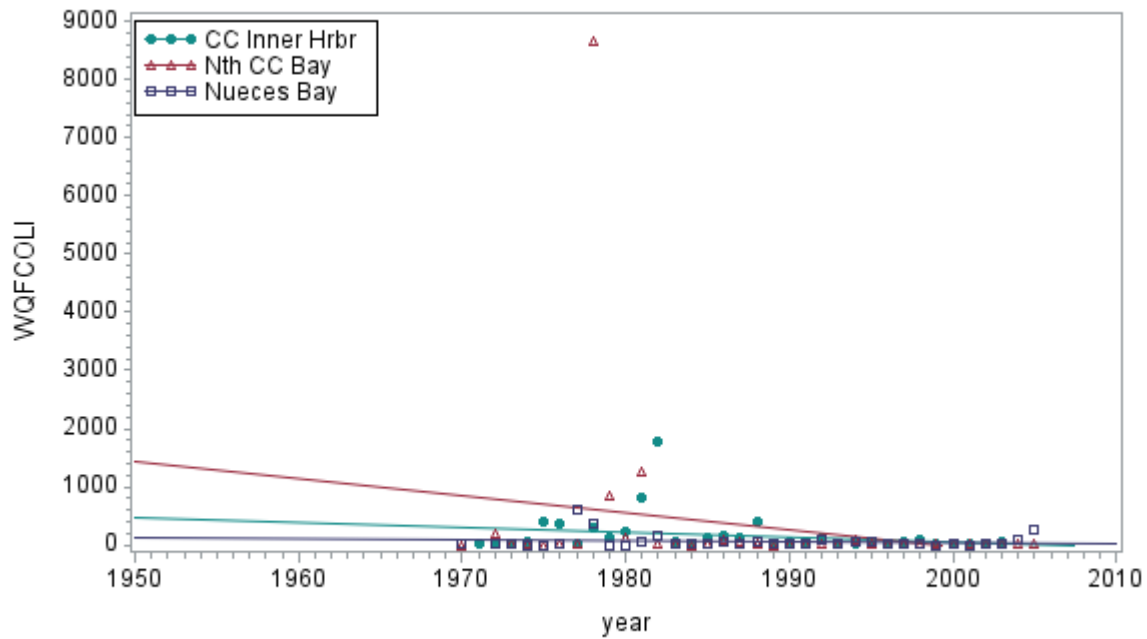
Regression Equation:
 WQBOD5(AU_Name:CC Inner Hrbr) = -42.37721 + 0.022978*year
 WQBOD5(AU_Name:Nth CC Bay) = -22.70357 + 0.012476*year
 WQBOD5(AU_Name:Nueces Bay) = -1.617418 + 0.002081*year

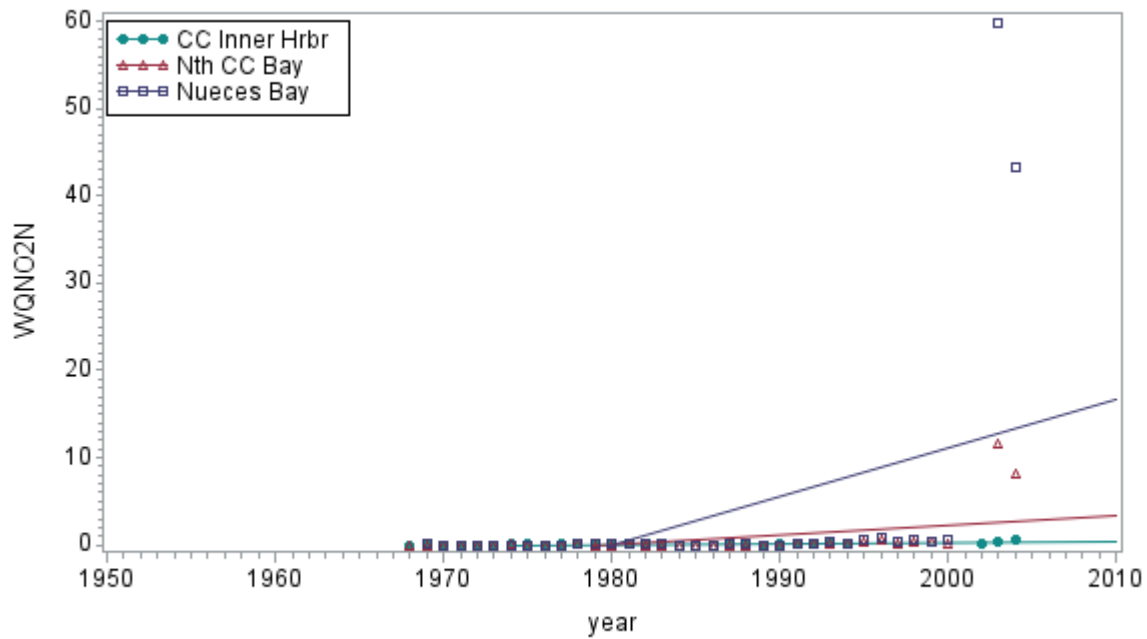


Regression Equation:
 WQCHLA(AU_Name:CC Inner Hrbr) = 1465.241 - 0.725472*year
 WQCHLA(AU_Name:Nth CC Bay) = -2450.1 + 1.238482*year
 WQCHLA(AU_Name:Nueces Bay) = 351.5032 - 0.171674*year

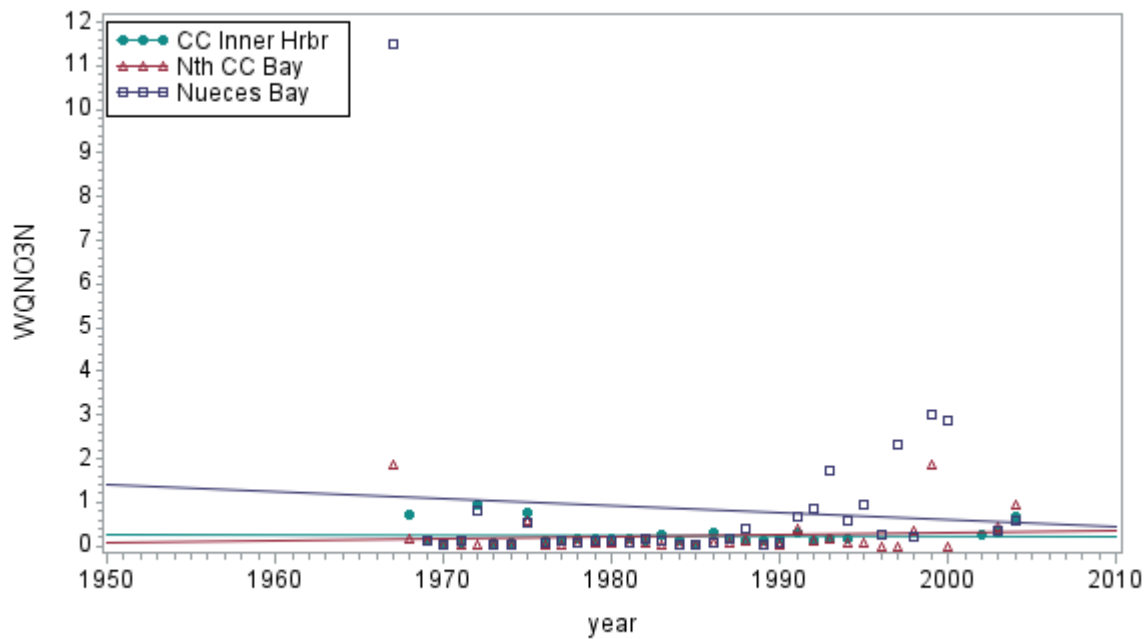


Regression Equation:
 WQCHLB(AU_Name:CC Inner Hrbr) = 988.9956 - 0.499998*year
 WQCHLB(AU_Name:Nth CC Bay) = 209.1694 - 0.105121*year
 WQCHLB(AU_Name:Nueces Bay) = -655.6667 + 0.333333*year

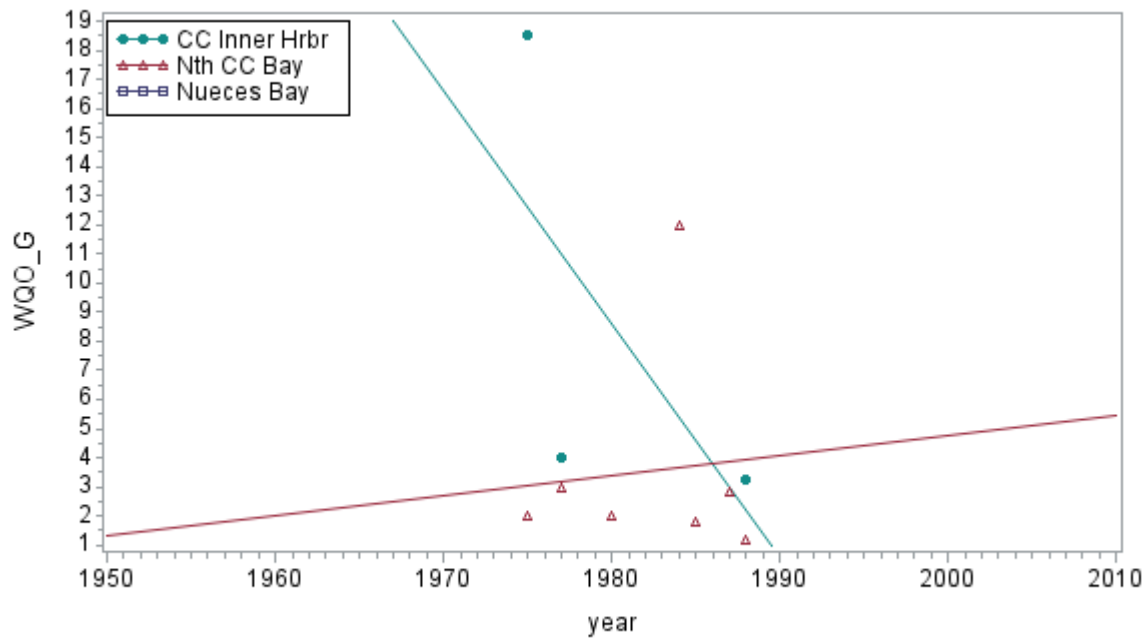




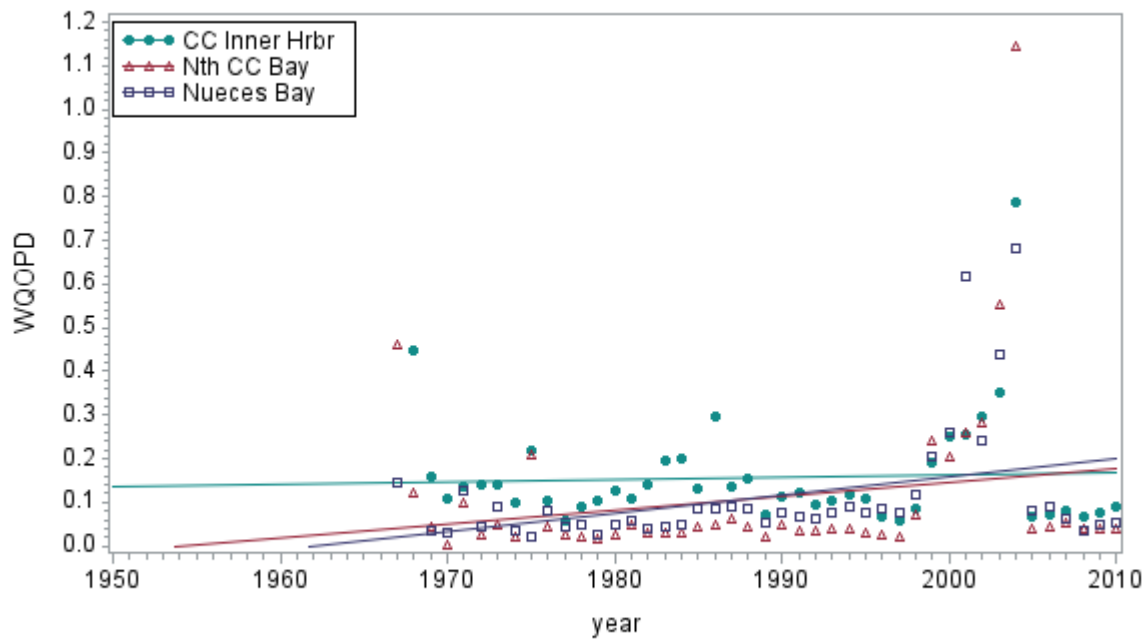
Regression Equation:
 WQNO2N(AU_Name:CC Inner Hrbr) = -18.55811 + 0.009401*year
 WQNO2N(AU_Name:Nth CC Bay) = -207.7559 + 0.104985*year
 WQNO2N(AU_Name:Nueces Bay) = -1088.35 + 0.549712*year



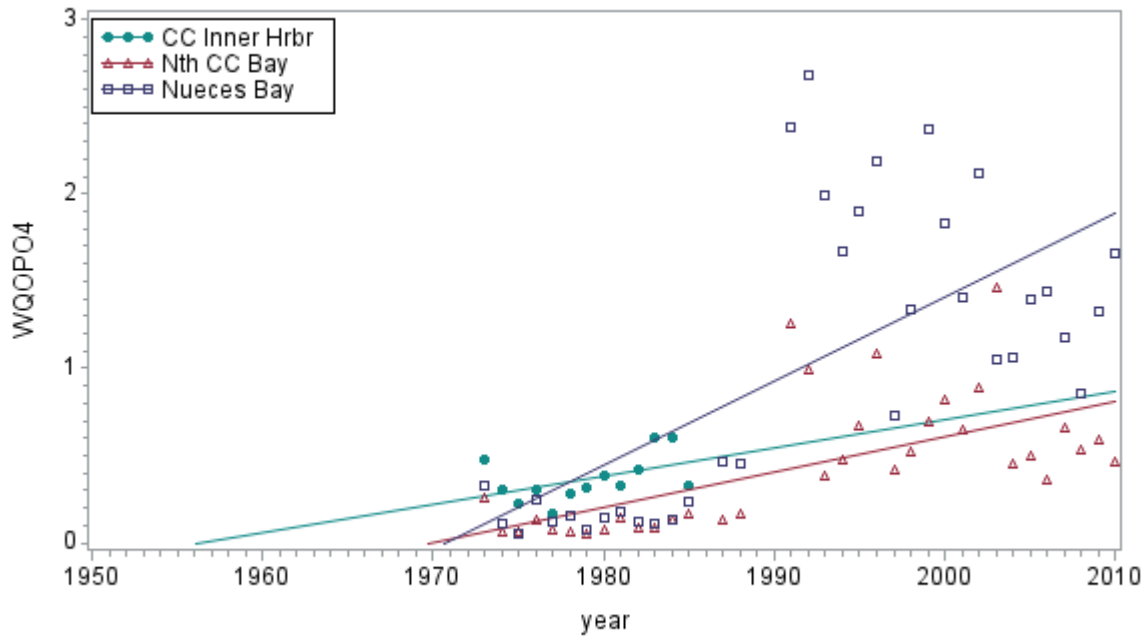
Regression Equation:
 WQNO3N(AU_Name:CC Inner Hrbr) = 0.777753 - 0.000271*year
 WQNO3N(AU_Name:Nth CC Bay) = -9.103095 + 0.004699*year
 WQNO3N(AU_Name:Nueces Bay) = 31.91483 - 0.015656*year



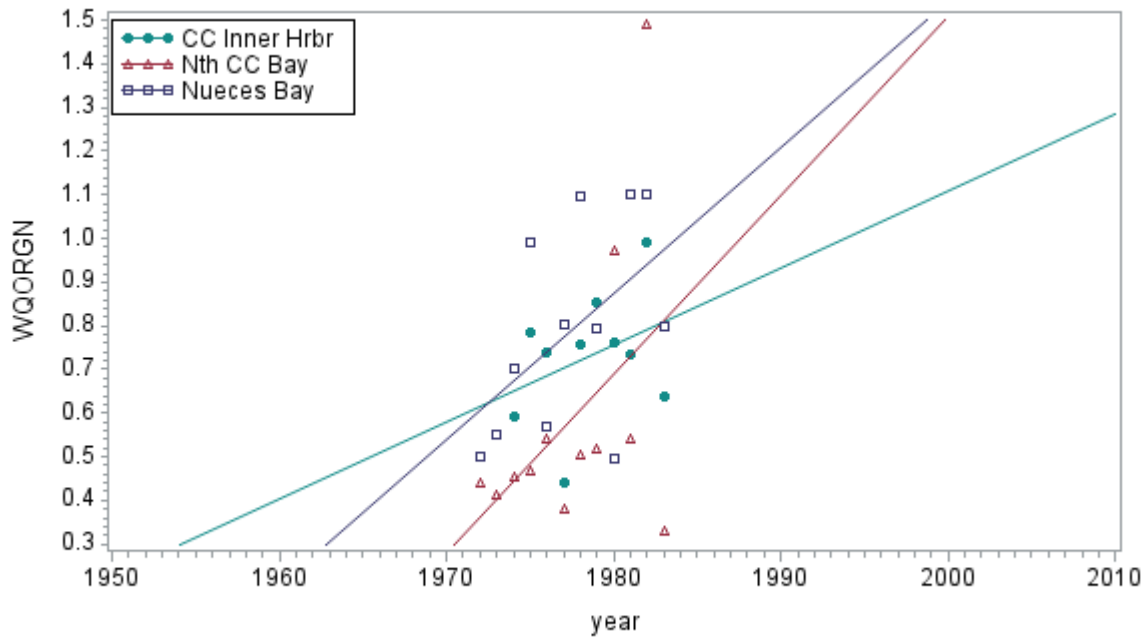
Regression Equation:
 WQO_G(AU-Name:CC Inner Hrbr) = -1594.604 - 0.80102*year
 WQO_G(AU-Name:Nth CC Bay) = -130.8357 + 0.067787*year
 WQO_G(AU-Name:Nueces Bay) = 0 + 0*year



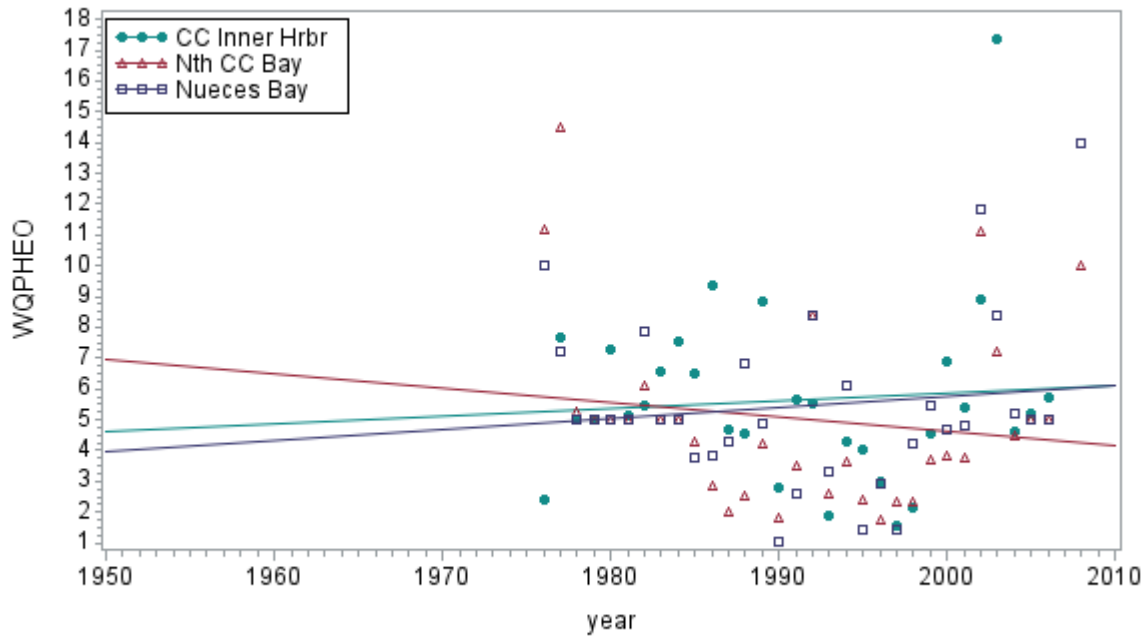
Regression Equation:
 WQOPD(AU-Name:CC Inner Hrbr) = -0.881272 + 0.000523*year
 WQOPD(AU-Name:Nth CC Bay) = -6.177895 + 0.003162*year
 WQOPD(AU-Name:Nueces Bay) = -8.21449 + 0.004187*year



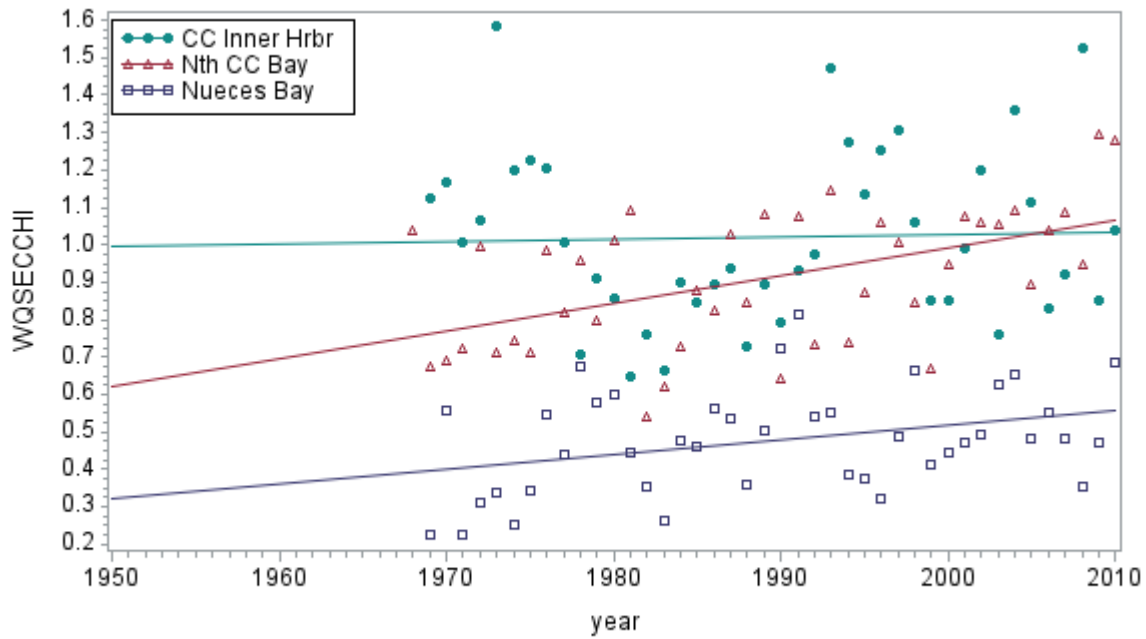
Regression Equation:
 $WQOPO4(AU_Name:CC\ Inner\ Hrbr) = -31.28487 + 0.015994 \cdot year$
 $WQOPO4(AU_Name:Nth\ CC\ Bay) = -39.85787 + 0.020235 \cdot year$
 $WQOPO4(AU_Name:Nueces\ Bay) = -94.66717 + 0.048039 \cdot year$



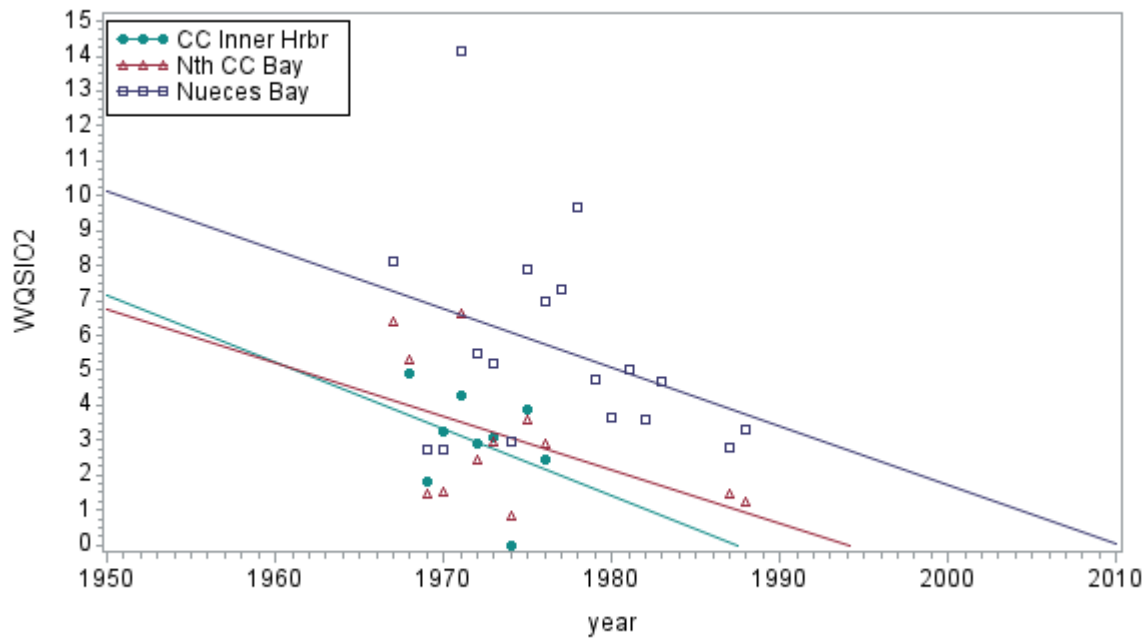
Regression Equation:
 $WQORGN(AU_Name:CC\ Inner\ Hrbr) = -34.06804 + 0.017588 \cdot year$
 $WQORGN(AU_Name:Nth\ CC\ Bay) = -80.41295 + 0.040961 \cdot year$
 $WQORGN(AU_Name:Nueces\ Bay) = -65.13116 + 0.033336 \cdot year$



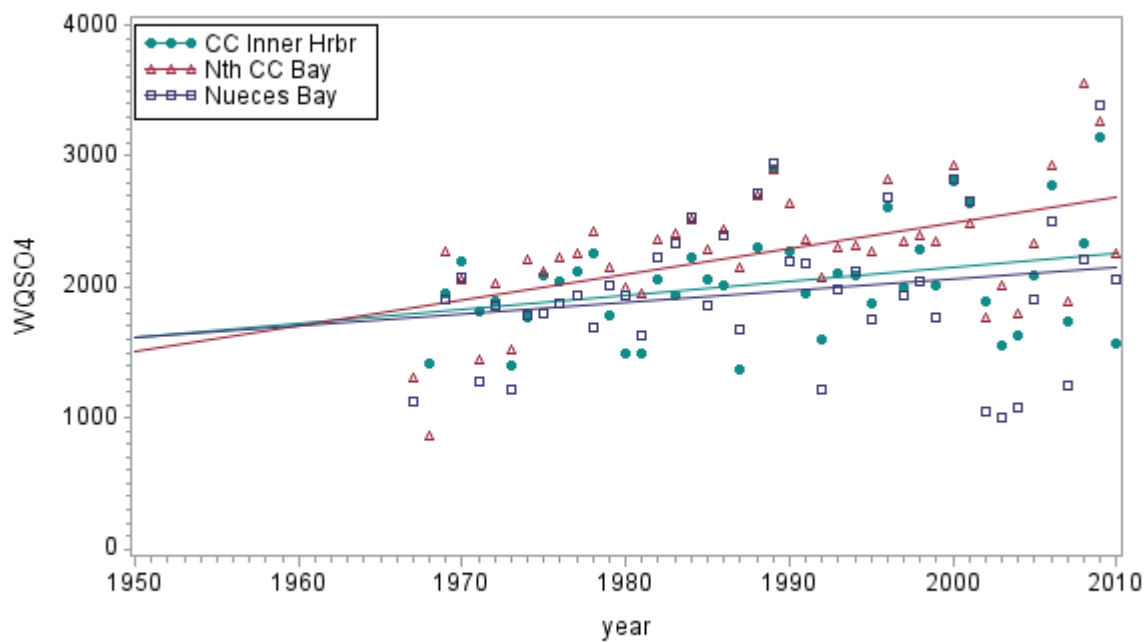
Regression Equation:
 WQPHEO(AU_Name:CC Inner Hrbr) = -44.23391 + 0.025061*year
 WQPHEO(AU_Name:Nth CC Bay) = 97.62337 - 0.046495*year
 WQPHEO(AU_Name:Nueces Bay) = -65.11688 + 0.035437*year



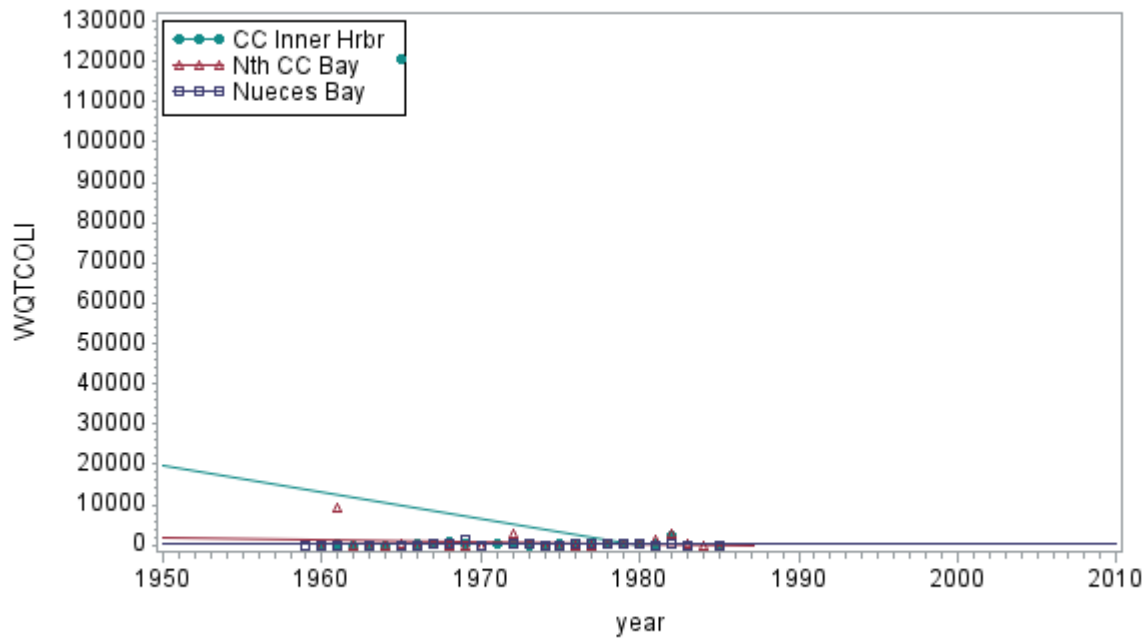
Regression Equation:
 WQSECCHI(AU_Name:CC Inner Hrbr) = -0.094572 + 0.000556*year
 WQSECCHI(AU_Name:Nth CC Bay) = -13.74485 + 0.007367*year
 WQSECCHI(AU_Name:Nueces Bay) = -7.289859 + 0.003904*year



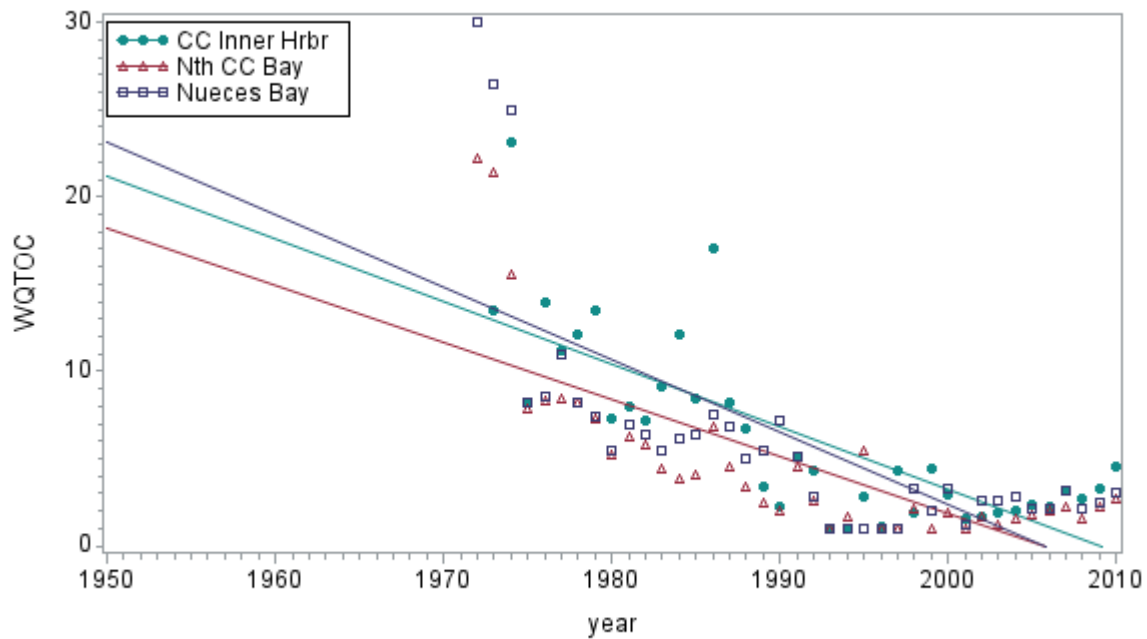
Regression Equation:
 WQSI02(AU_Name:CC Inner Hrbr) = 378.2522 - 0.190313*year
 WQSI02(AU_Name:Nth CC Bay) = 304.6144 - 0.152751*year
 WQSI02(AU_Name:Nueces Bay) = 338.9514 - 0.168626*year



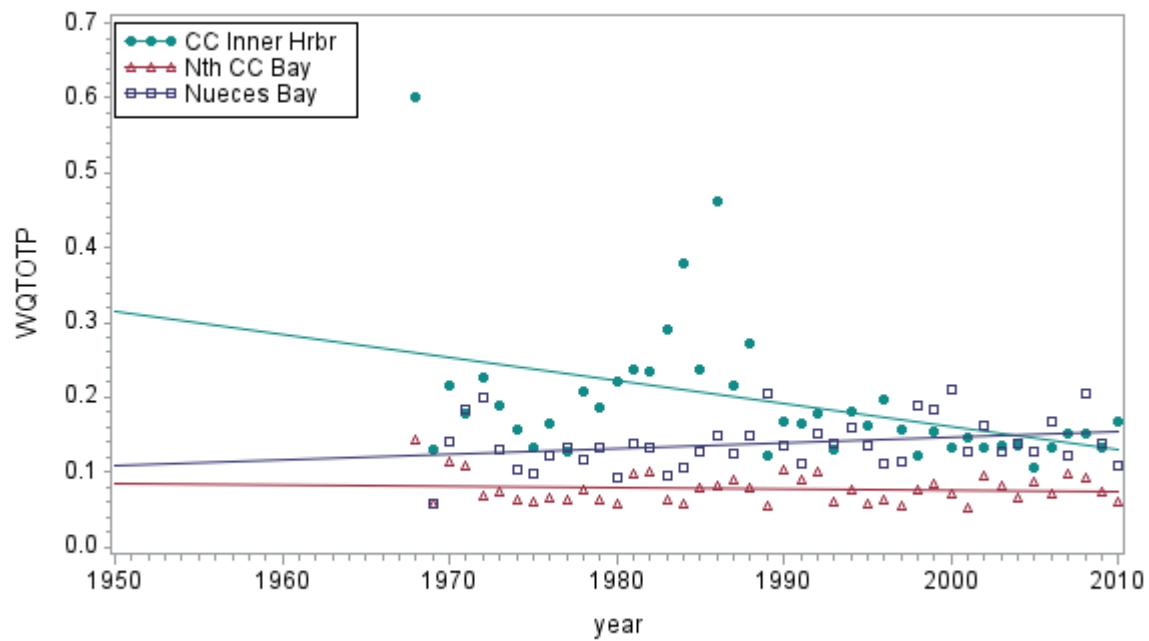
Regression Equation:
 WQSO4(AU_Name:CC Inner Hrbr) = -19362.04 + 10.75787*year
 WQSO4(AU_Name:Nth CC Bay) = -36693.76 + 19.5929*year
 WQSO4(AU_Name:Nueces Bay) = -15765.64 + 8.916881*year



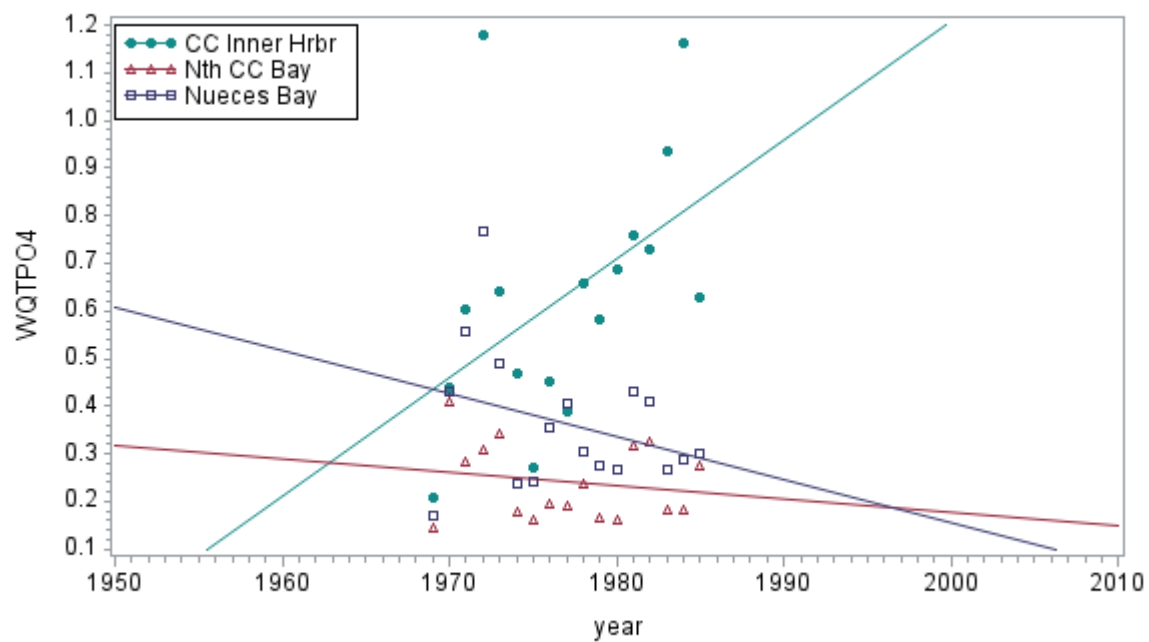
Regression Equation:
 WQTCOLI(AU-Name:CC Inner Hrbr) = 1282150 - 647.4962*year
 WQTCOLI(AU-Name:Nth CC Bay) = 93197.49 - 46.89876*year
 WQTCOLI(AU-Name:Nueces Bay) = -2635.906 + 1.409496*year



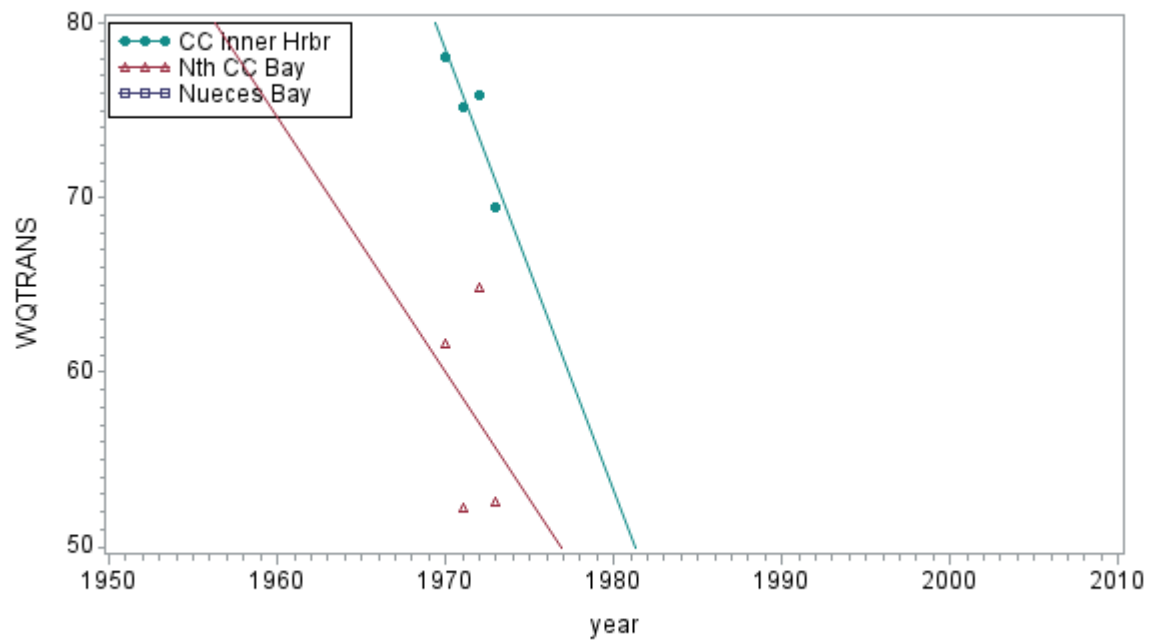
Regression Equation:
 WQTOC(AU-Name:CC Inner Hrbr) = 719.581 - 0.358155*year
 WQTOC(AU-Name:Nth CC Bay) = 653.3846 - 0.325738*year
 WQTOC(AU-Name:Nueces Bay) = 829.2765 - 0.413428*year



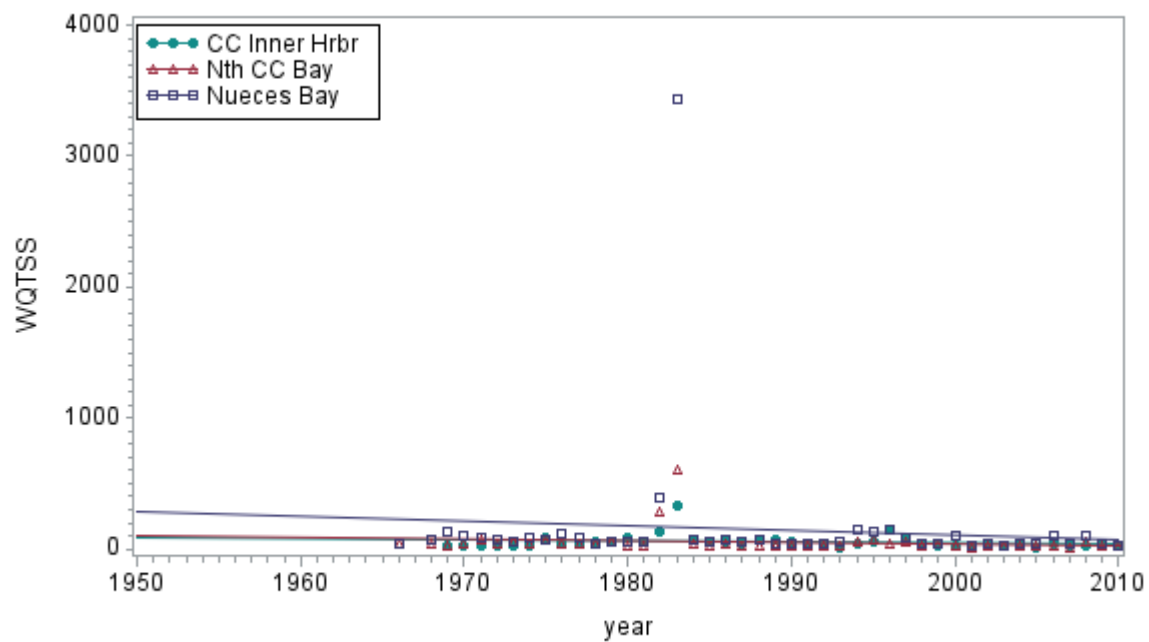
Regression Equation:
 WQTOTP(AU_Name:CC Inner Hrbr) = 6.302627 - 0.003071*year
 WQTOTP(AU_Name:Nth CC Bay) = 0.484203 - 0.000204*year
 WQTOTP(AU_Name:Nueces Bay) = -1.300106 + 0.000723*year



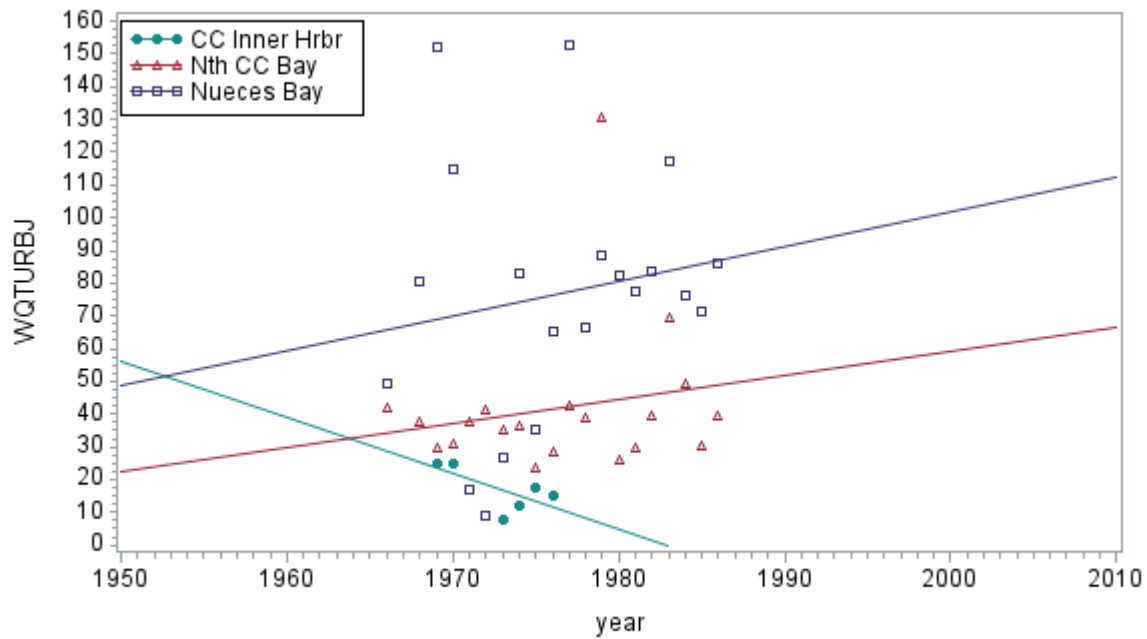
Regression Equation:
 WQTPO4(AU_Name:CC Inner Hrbr) = -48.5669 + 0.024887*year
 WQTPO4(AU_Name:Nth CC Bay) = 5.759646 - 0.002792*year
 WQTPO4(AU_Name:Nueces Bay) = 18.22929 - 0.009037*year



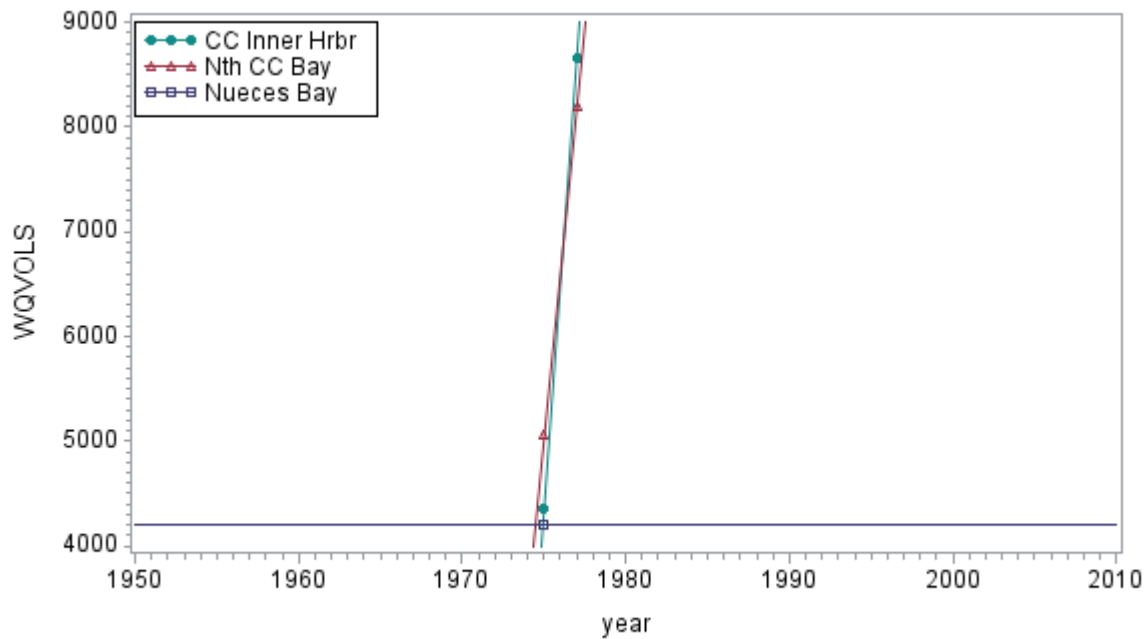
Regression Equation:
 WQTRANS(AU Name:CC Inner Hrbr) = 5063.034 - 2.530238*year
 WQTRANS(AU Name:Nth CC Bay) = 2942.862 - 1.463367*year
 WQTRANS(AU Name:Nueces Bay) = 0 + 0*year



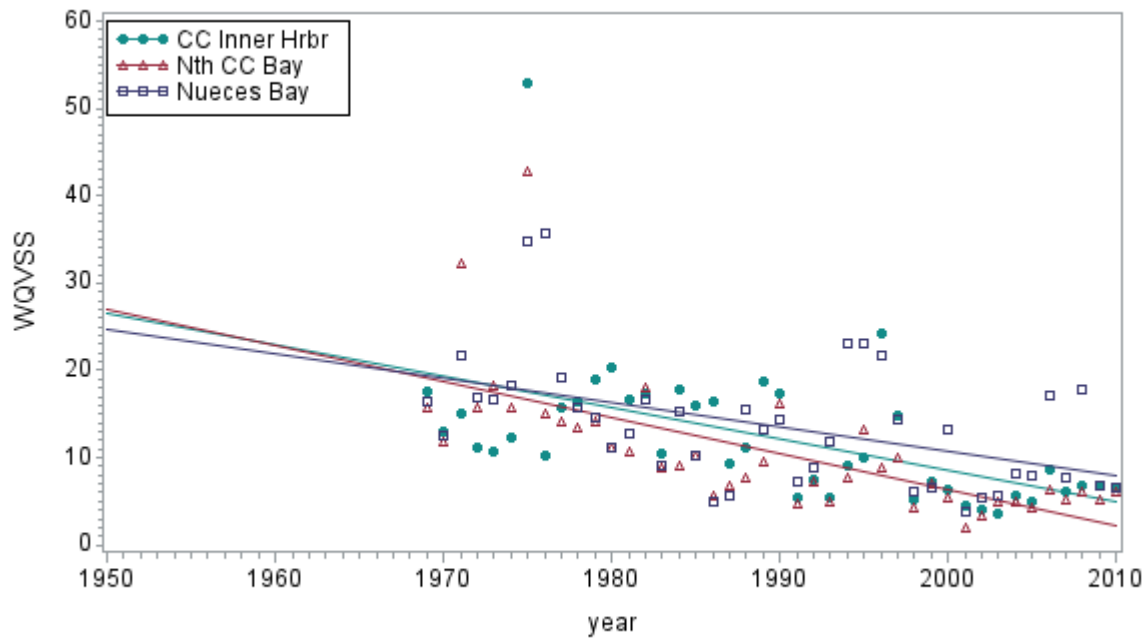
Regression Equation:
 WQTSS(AU Name:CC Inner Hrbr) = 1675.155 - 0.816371*year
 WQTSS(AU Name:Nth CC Bay) = 2415.013 - 1.187266*year
 WQTSS(AU Name:Nueces Bay) = 7067.42 - 3.478025*year



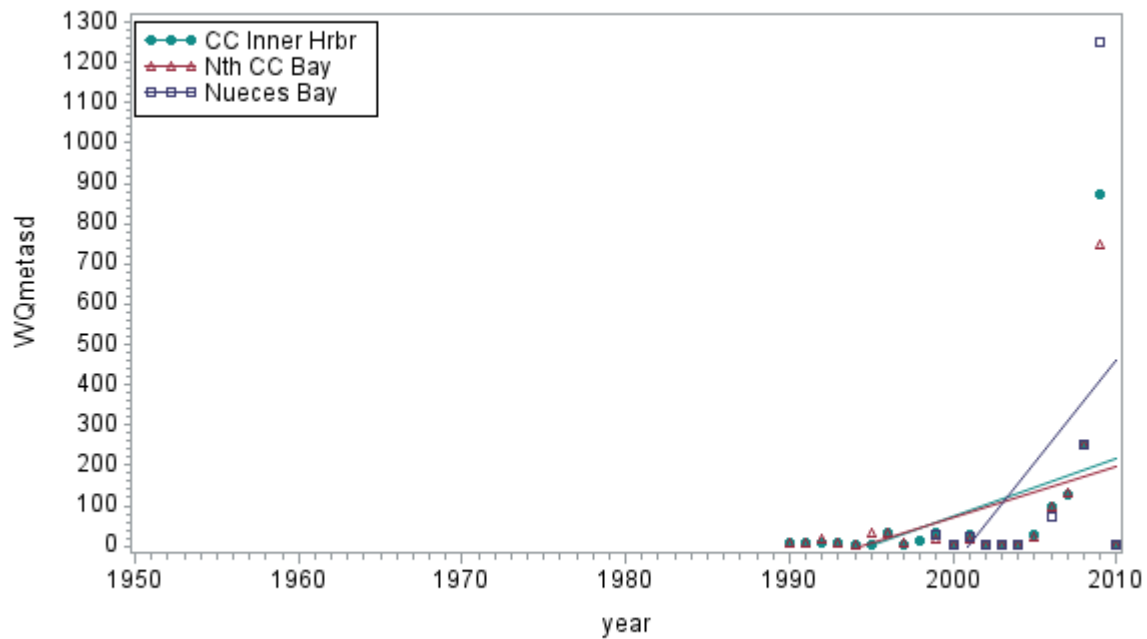
Regression Equation:
 WQTURBJ(AU_Name:CC Inner Hrbr) = 3365.409 - 1.697224*year
 WQTURBJ(AU_Name:Nth CC Bay) = -1404.163 + 0.731728*year
 WQTURBJ(AU_Name:Nueces Bay) = -2004.671 + 1.053125*year



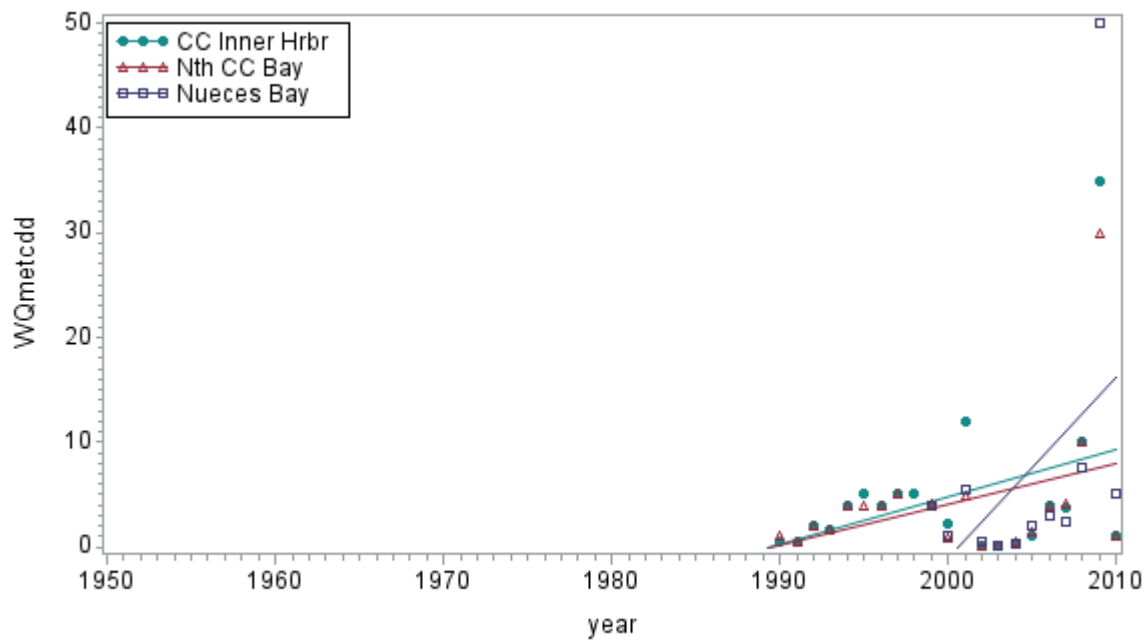
Regression Equation:
 WQVOLS(AU_Name:CC Inner Hrbr) = -4258358 + 2158.333*year
 WQVOLS(AU_Name:Nth CC Bay) = -3089100 + 1566.667*year
 WQVOLS(AU_Name:Nueces Bay) = 4200 + 0*year



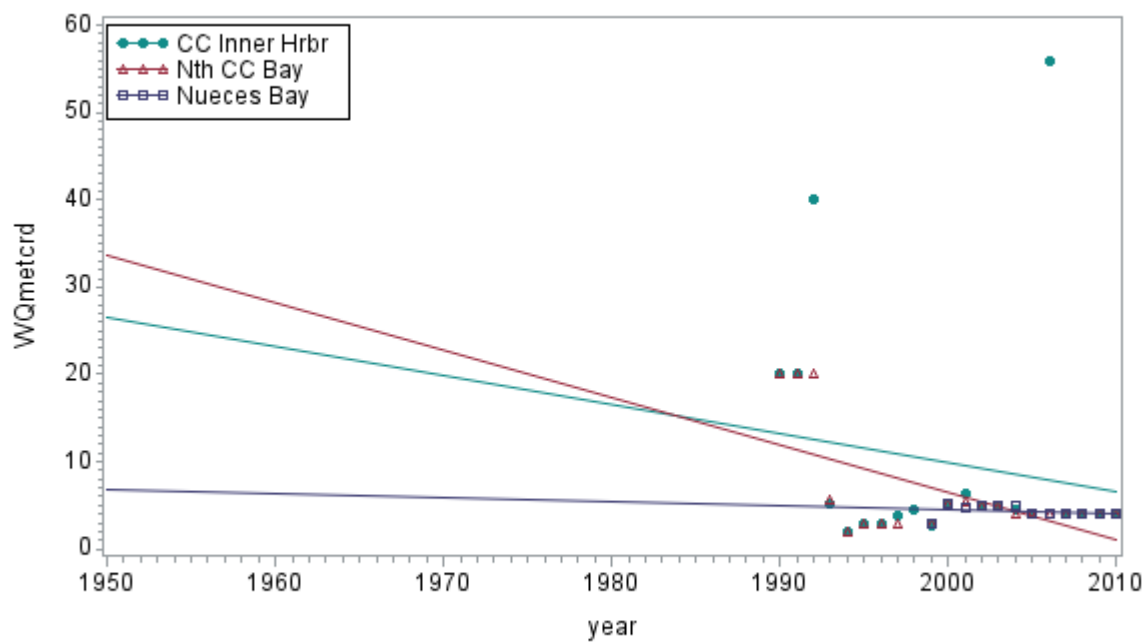
Regression Equation:
 WQVSS(AU-Name:CC Inner Hrbr) = 722.531 - 0.356964*year
 WQVSS(AU-Name:Nth CC Bay) = 837.4927 - 0.415619*year
 WQVSS(AU-Name:Nueces Bay) = 572.5594 - 0.280912*year



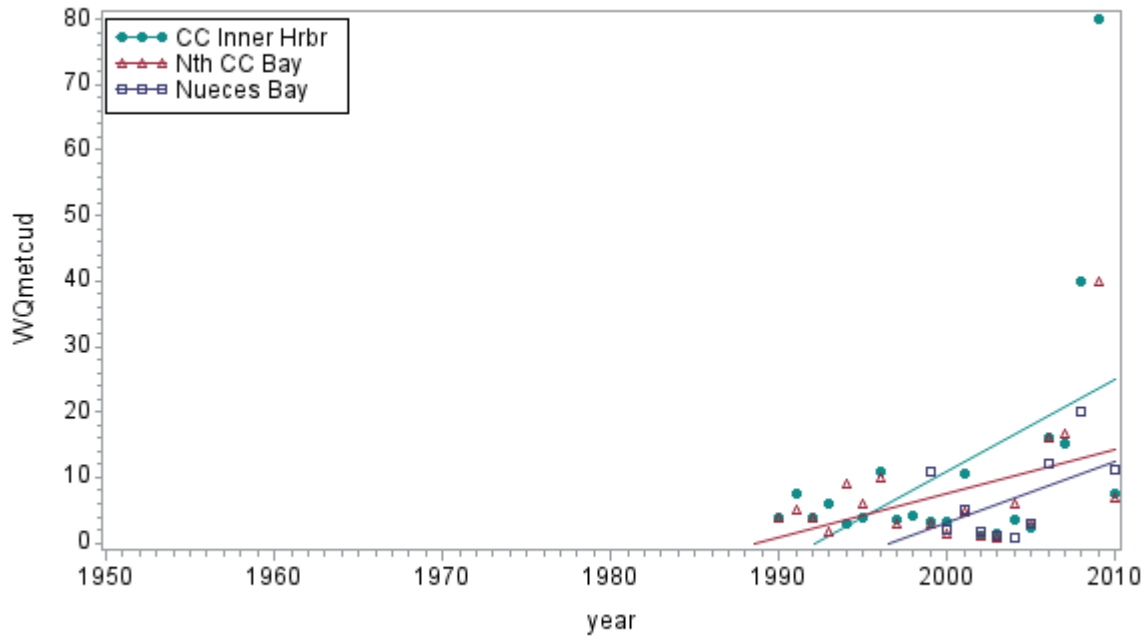
Regression Equation:
 WQmetasd(AU-Name:CC Inner Hrbr) = -26541.77 + 14.30778*year
 WQmetasd(AU-Name:Nth CC Bay) = -24912.41 + 12.49147*year
 WQmetasd(AU-Name:Nueces Bay) = -101191.3 + 50.5718*year



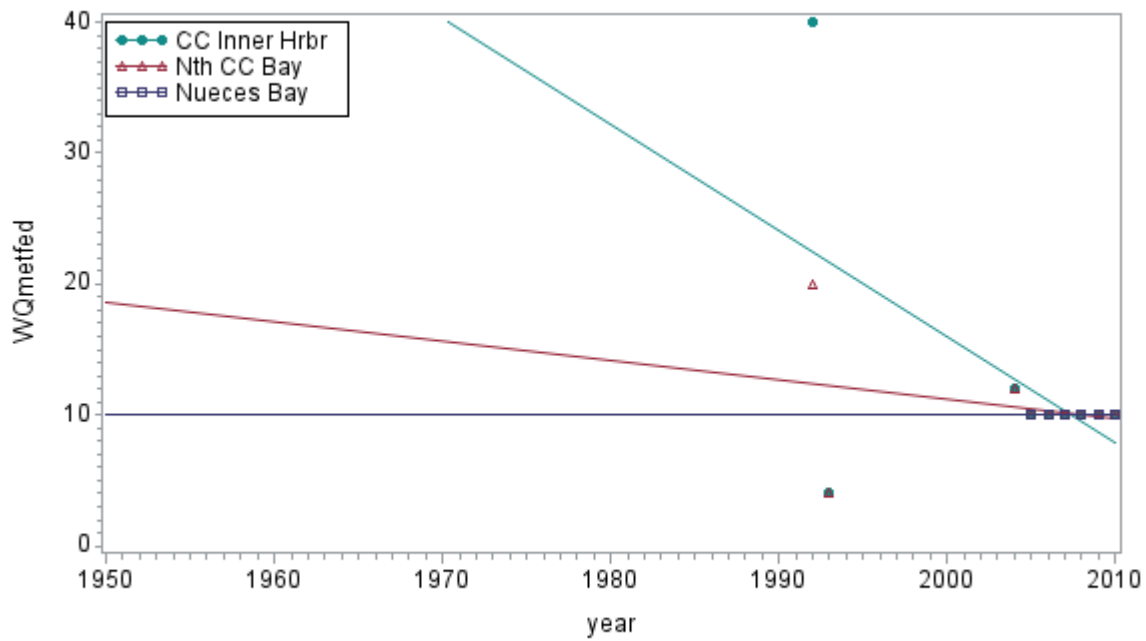
Regression Equation:
 $WQmetcdd(AU_Name:CC\ Inner\ Hrbr) = -888.3298 + 0.446573 \cdot year$
 $WQmetcdd(AU_Name:Nth\ CC\ Bay) = -776.0372 + 0.390088 \cdot year$
 $WQmetcdd(AU_Name:Nueces\ Bay) = -3412.575 + 1.705841 \cdot year$



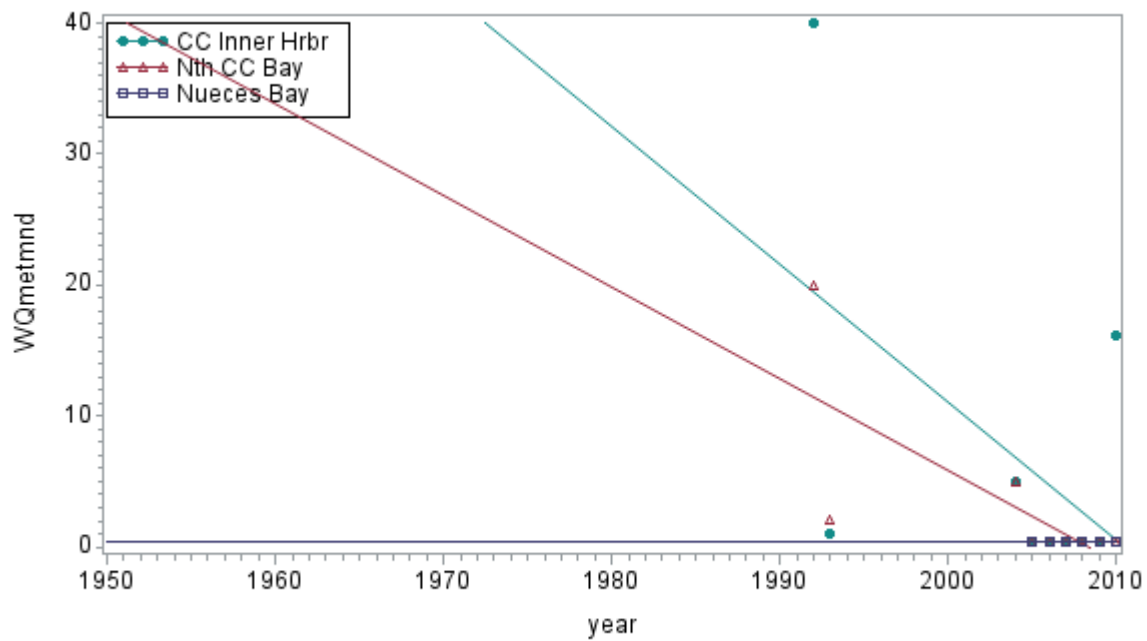
Regression Equation:
 $WQmetcrd(AU_Name:CC\ Inner\ Hrbr) = 679.3478 - 0.334762 \cdot year$
 $WQmetcrd(AU_Name:Nth\ CC\ Bay) = 1094.025 - 0.543789 \cdot year$
 $WQmetcrd(AU_Name:Nueces\ Bay) = 96.48578 - 0.045979 \cdot year$



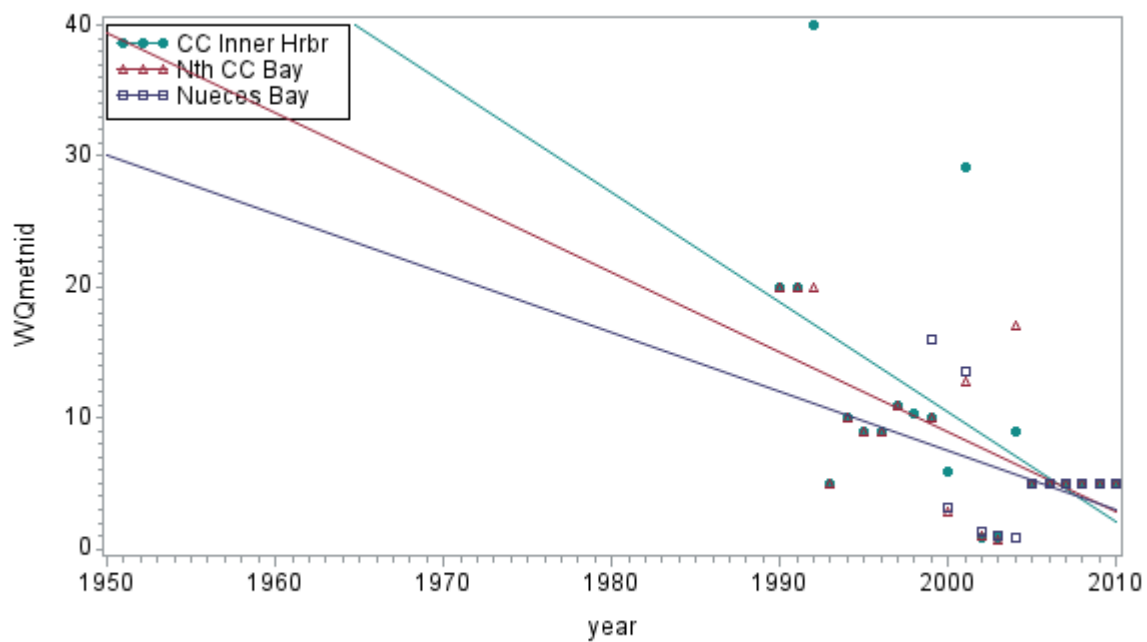
Regression Equation:
 $WQmetcud(AU_Name:CC\ Inner\ Hrbr) = -2774.897 + 1.39296 \cdot year$
 $WQmetcud(AU_Name:Nth\ CC\ Bay) = -1335.804 + 0.671749 \cdot year$
 $WQmetcud(AU_Name:Nueces\ Bay) = -1855.391 + 0.929327 \cdot year$



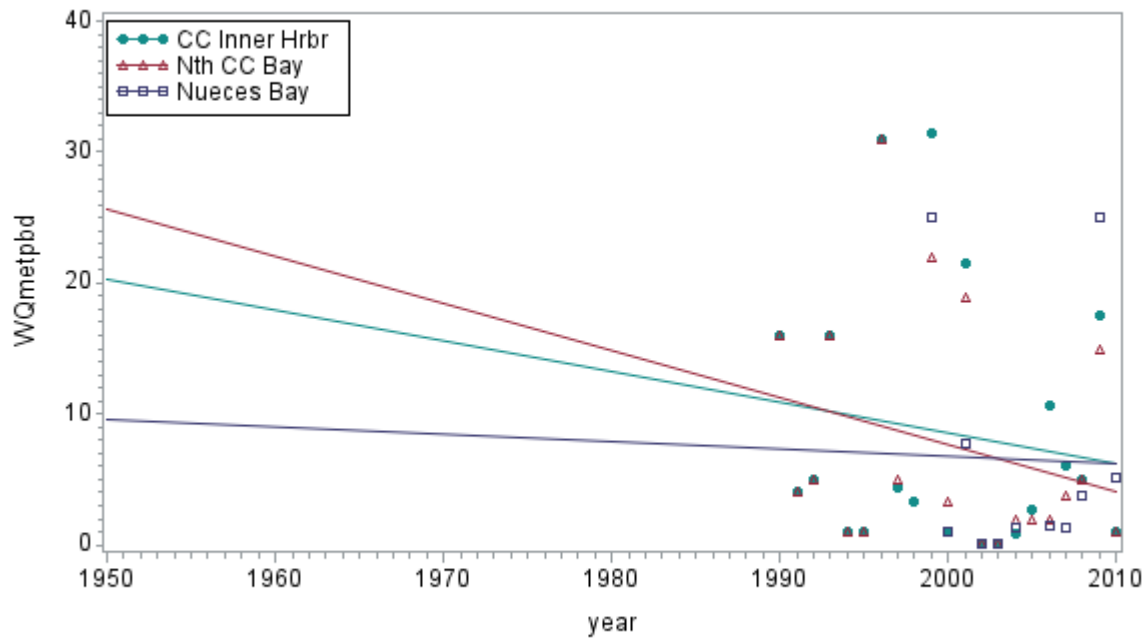
Regression Equation:
 $WQmetfed(AU_Name:CC\ Inner\ Hrbr) = 1637.201 - 0.810625 \cdot year$
 $WQmetfed(AU_Name:Nth\ CC\ Bay) = 307.4762 - 0.148125 \cdot year$
 $WQmetfed(AU_Name:Nueces\ Bay) = 10 + 0 \cdot year$



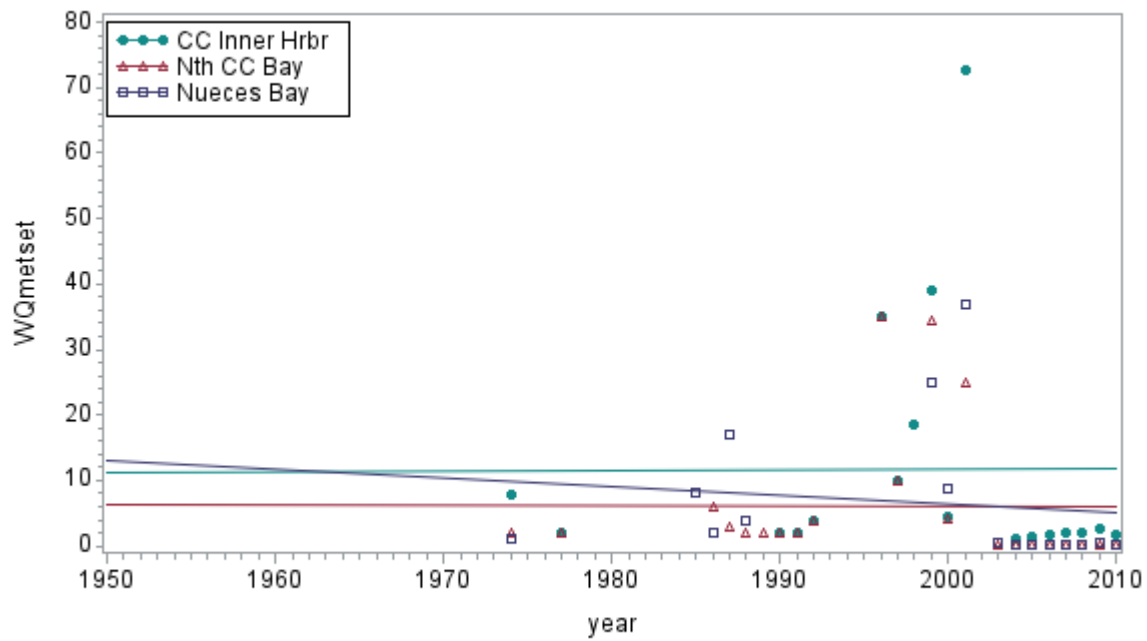
Regression Equation:
 $WQmetmnd(AU_Name:CC\ Inner\ Hrbr) = 2115.723 - 1.052313 \cdot year$
 $WQmetmnd(AU_Name:Nth\ CC\ Bay) = 1401.727 - 0.697906 \cdot year$
 $WQmetmnd(AU_Name:Nueces\ Bay) = 0.4 + 0 \cdot year$



Regression Equation:
 $WQmetmid(AU_Name:CC\ Inner\ Hrbr) = 1686.559 - 0.836037 \cdot year$
 $WQmetmid(AU_Name:Nth\ CC\ Bay) = 1226.727 - 0.609675 \cdot year$
 $WQmetmid(AU_Name:Nueces\ Bay) = 911.9346 - 0.452205 \cdot year$

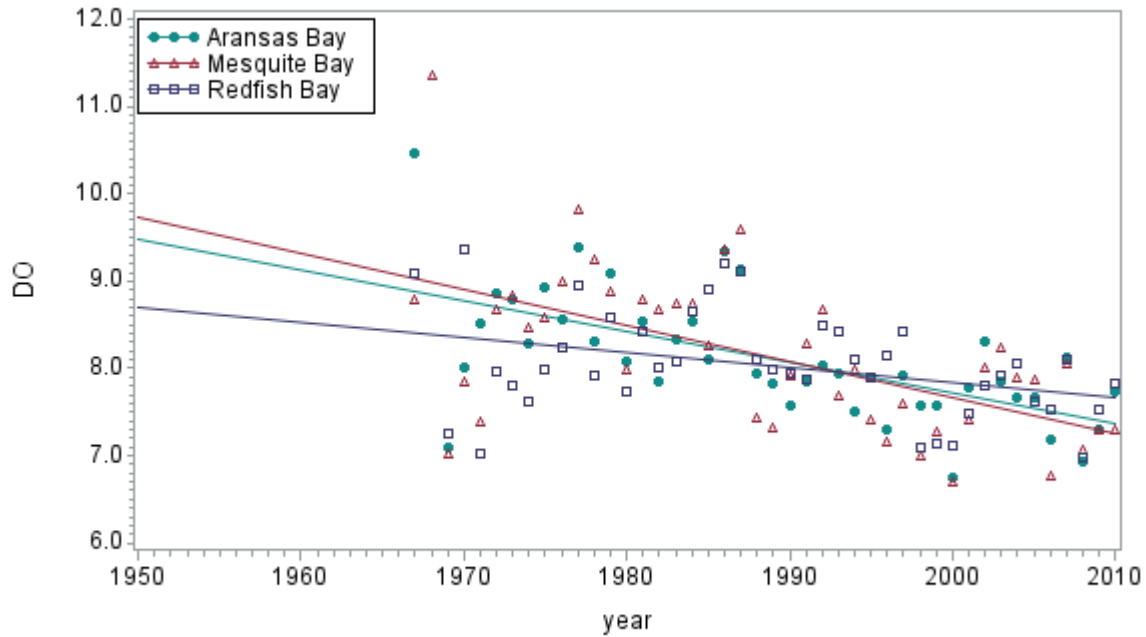


Regression Equations:
 $WQmetpbd(AU_Name:CC\ Inner\ Hrbr) = 480.9625 - 0.236208 \cdot year$
 $WQmetpbd(AU_Name:Nth\ CC\ Bay) = 725.3006 - 0.358783 \cdot year$
 $WQmetpbd(AU_Name:Nueces\ Bay) = 117.4593 - 0.055344 \cdot year$

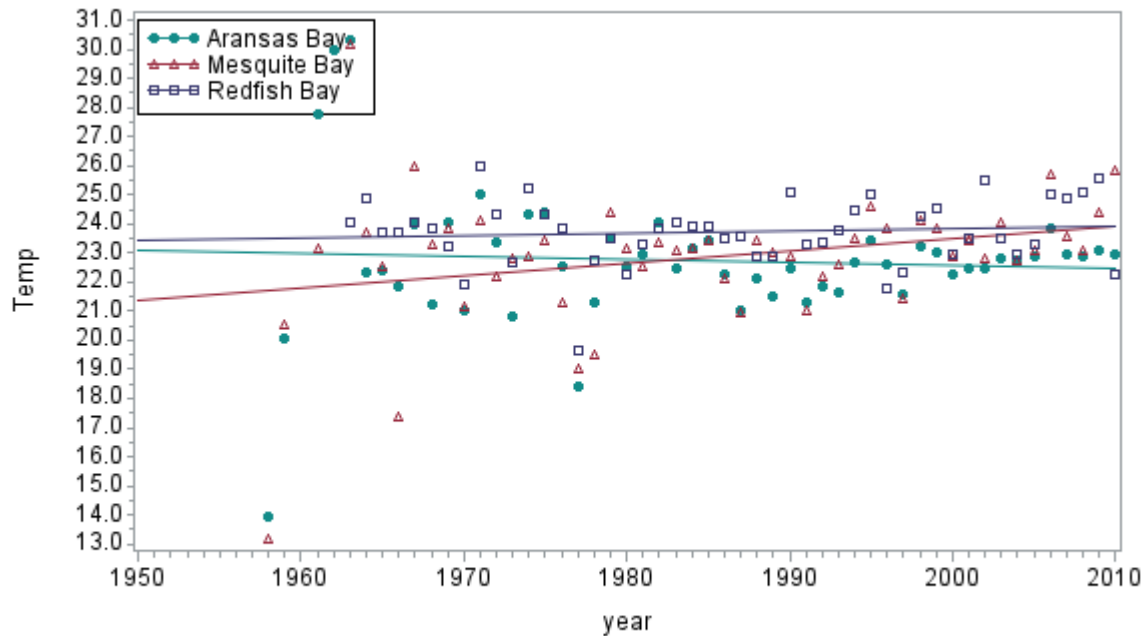


Regression Equations:
 $WQmetset(AU_Name:CC\ Inner\ Hrbr) = -13.04715 + 0.012373 \cdot year$
 $WQmetset(AU_Name:Nth\ CC\ Bay) = 10.74949 - 0.002299 \cdot year$
 $WQmetset(AU_Name:Nueces\ Bay) = 272.5484 - 0.133107 \cdot year$

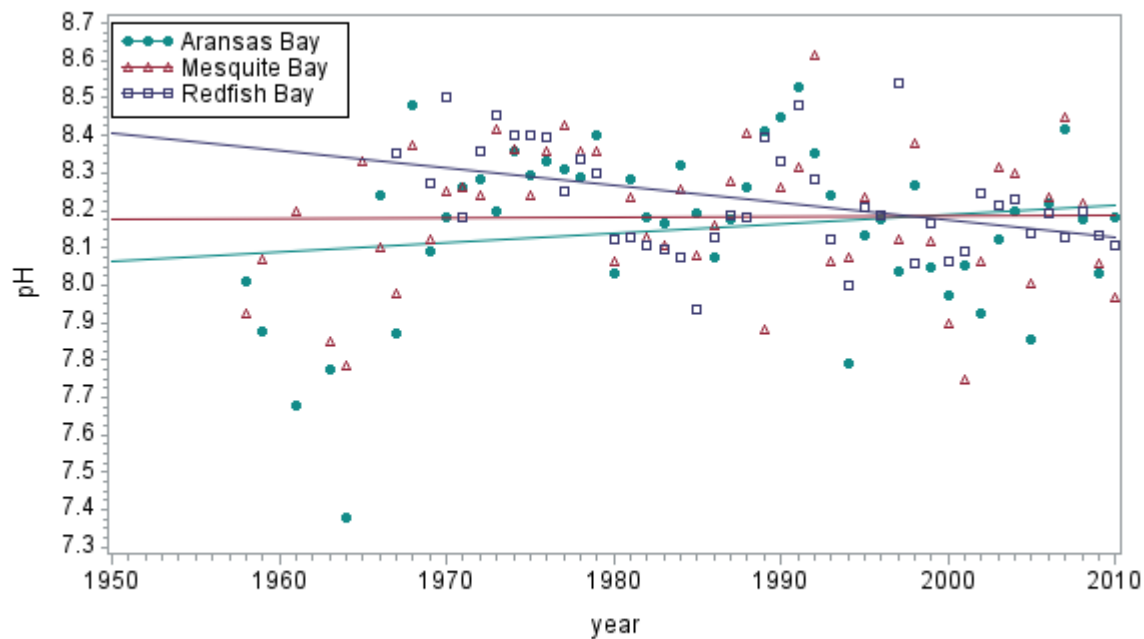
WQ5: Aransas, Mesquite and Redfish Bays



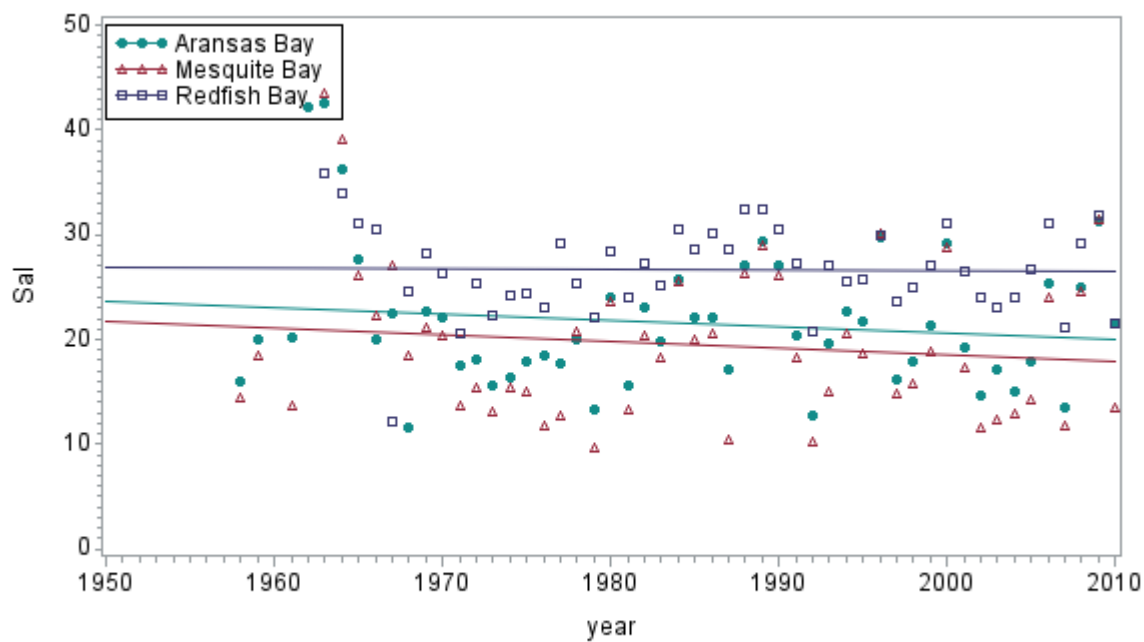
Regression Equation:
 DO(AU-Name:Aransas Bay) = 78.66319 - 0.035476*year
 DO(AU-Name:Mesquite Bay) = 89.88234 - 0.041103*year
 DO(AU-Name:Redfish Bay) = 42.35166 - 0.017253*year



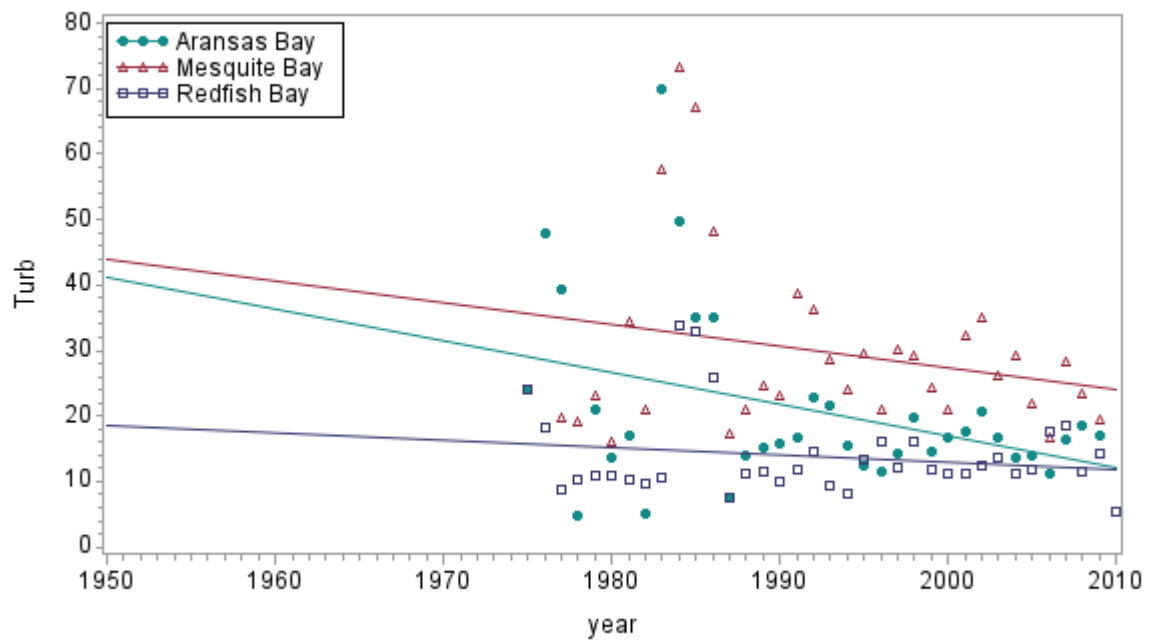
Regression Equation:
 Temp(AU-Name:Aransas Bay) = 43.82517 - 0.010616*year
 Temp(AU-Name:Mesquite Bay) = -62.54641 + 0.043019*year
 Temp(AU-Name:Redfish Bay) = 8.27577 + 0.007774*year



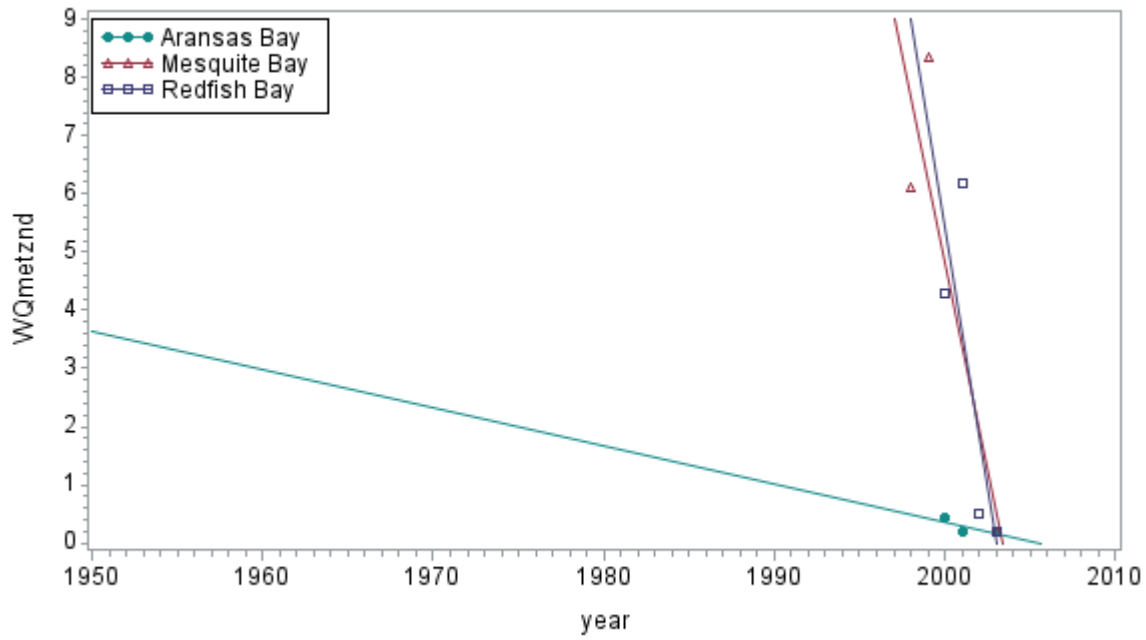
Regression Equation:
 $\text{pH(AU_Name:Aransas Bay)} = 3.258552 + 0.002465 \cdot \text{year}$
 $\text{pH(AU_Name:Mesquite Bay)} = 7.774576 + 0.000205 \cdot \text{year}$
 $\text{pH(AU_Name:Redfish Bay)} = 17.32761 - 0.004576 \cdot \text{year}$



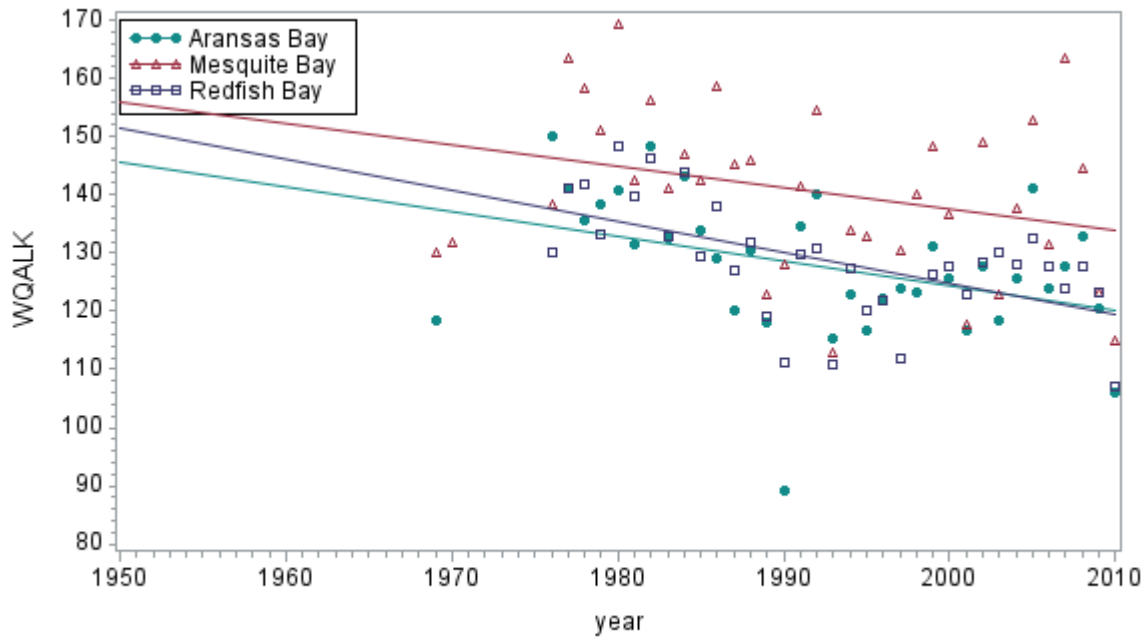
Regression Equation:
 $\text{Sal(AU_Name:Aransas Bay)} = 143.094 - 0.061213 \cdot \text{year}$
 $\text{Sal(AU_Name:Mesquite Bay)} = 148.5834 - 0.06506 \cdot \text{year}$
 $\text{Sal(AU_Name:Redfish Bay)} = 40.633358 - 0.007039 \cdot \text{year}$



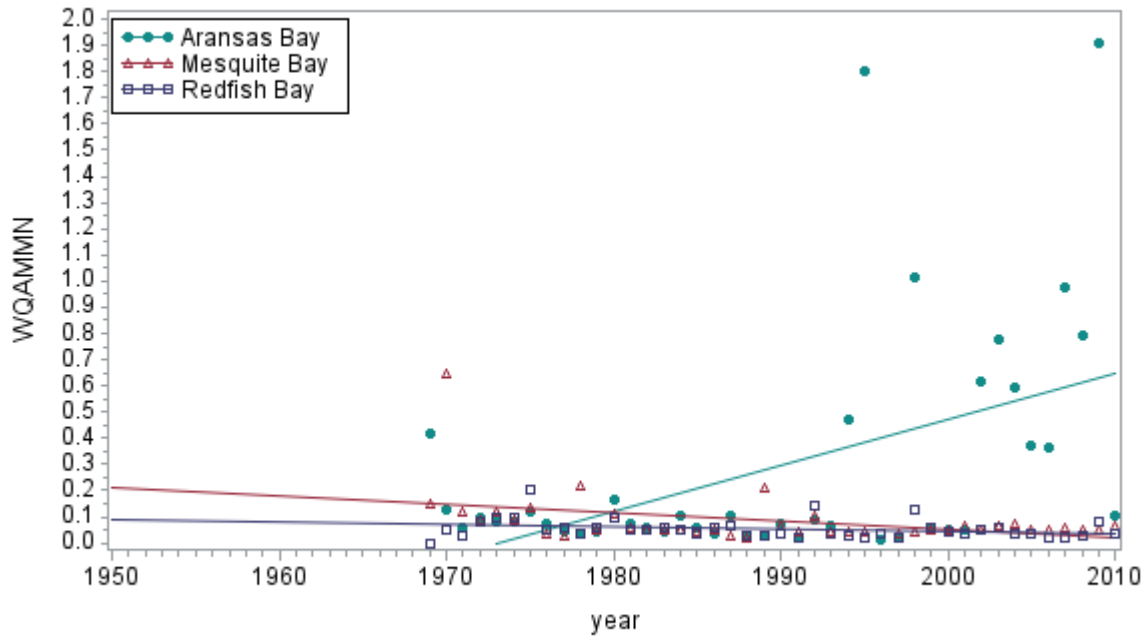
Regression Equation:
 Turb(AU_Name:Aransas Bay) = 983.5177 - 0.483309*year
 Turb(AU_Name:Mesquite Bay) = 685.9294 - 0.329235*year
 Turb(AU_Name:Redfish Bay) = 237.7965 - 0.112391*year



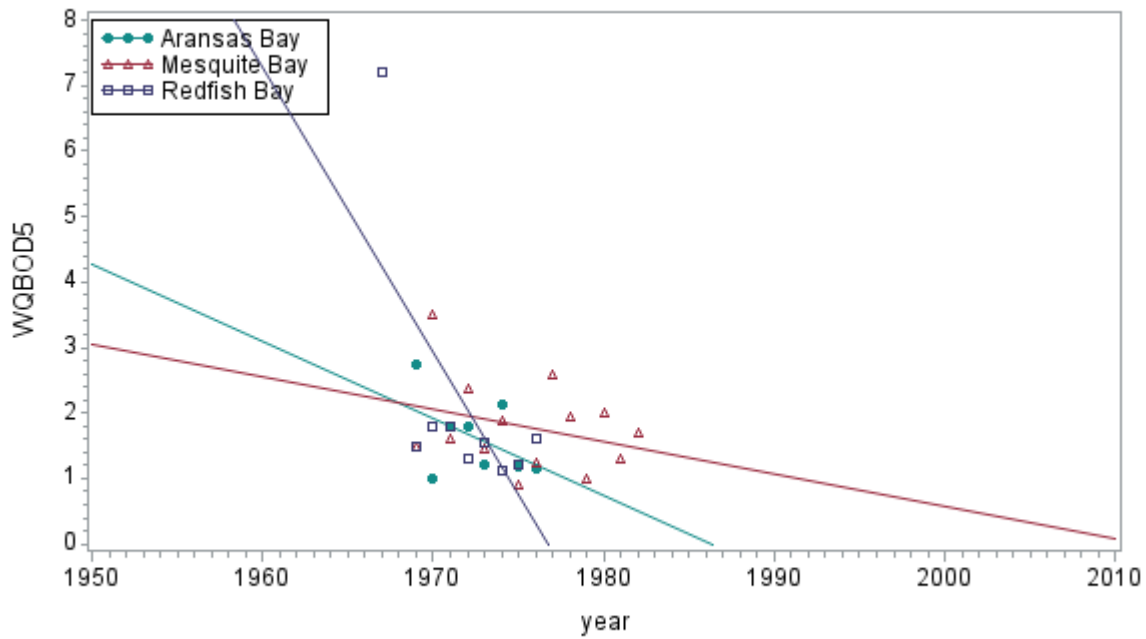
Regression Equation:
 $WQmetznd(AU_Name:Aransas\ Bay) = 130.5946 - 0.065115 \cdot year$
 $WQmetznd(AU_Name:Mesquite\ Bay) = 2658.218 - 1.426667 \cdot year$
 $WQmetznd(AU_Name:Redfish\ Bay) = 3588.978 - 1.79175 \cdot year$



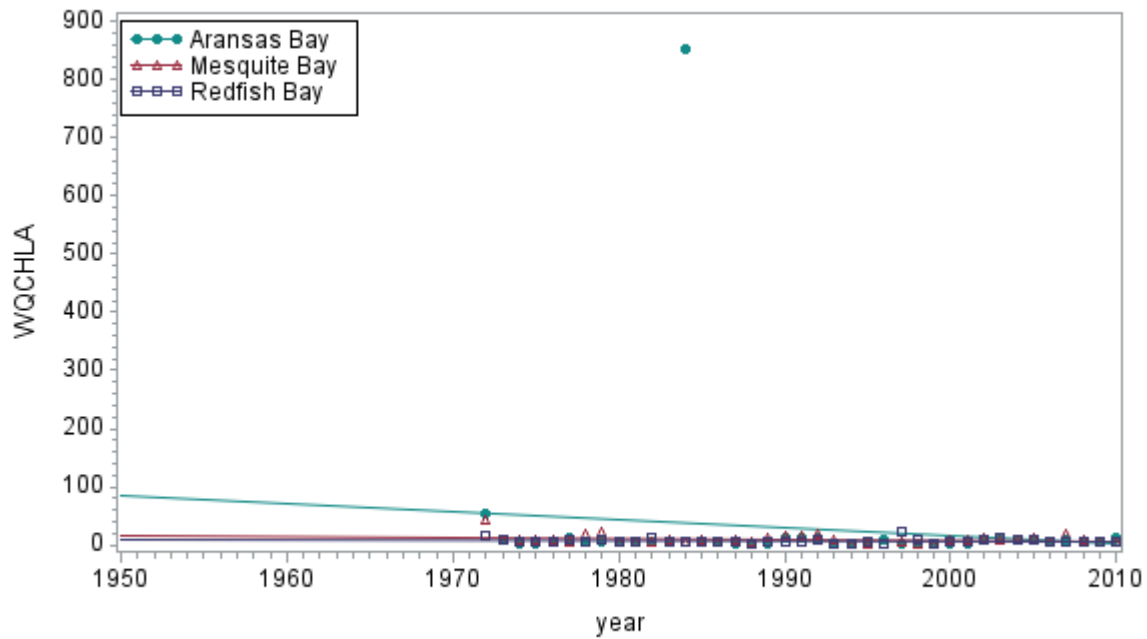
Regression Equation:
 $WQALK(AU_Name:Aransas\ Bay) = 969.0588 - 0.422313 \cdot year$
 $WQALK(AU_Name:Mesquite\ Bay) = 871.6173 - 0.367031 \cdot year$
 $WQALK(AU_Name:Redfish\ Bay) = 1198.521 - 0.536881 \cdot year$



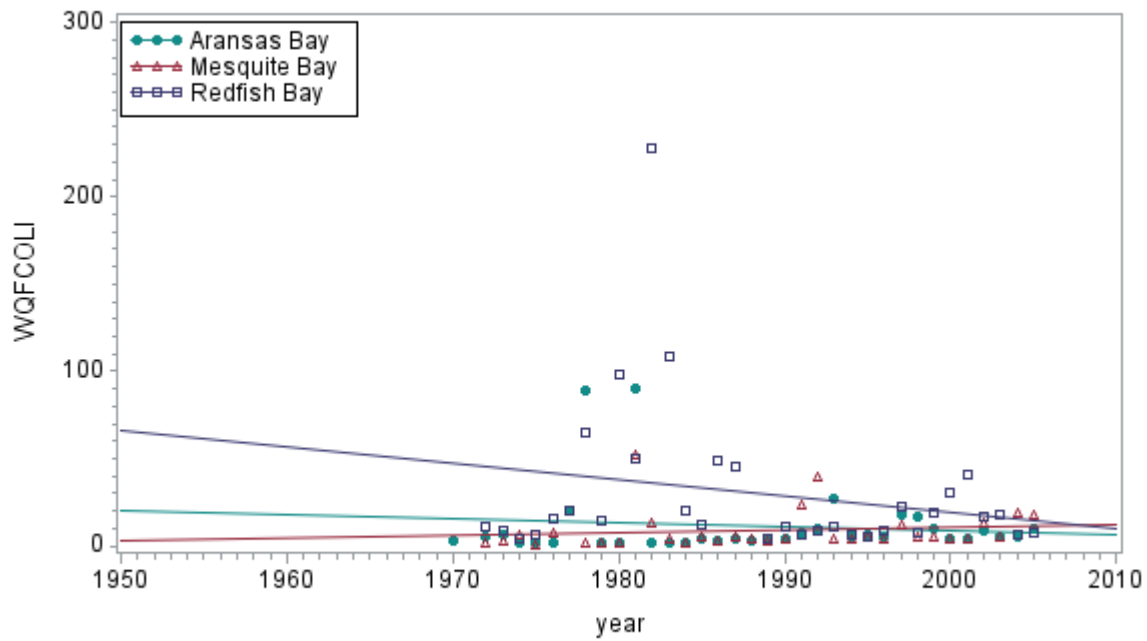
Regression Equation:
 WQAMMN(AU Name:Aransas Bay) = -34.46497 + 0.017468*year
 WQAMMN(AU Name:Mesquite Bay) = 6.37899 - 0.003164*year
 WQAMMN(AU Name:Redfish Bay) = 1.643357 - 0.000799*year



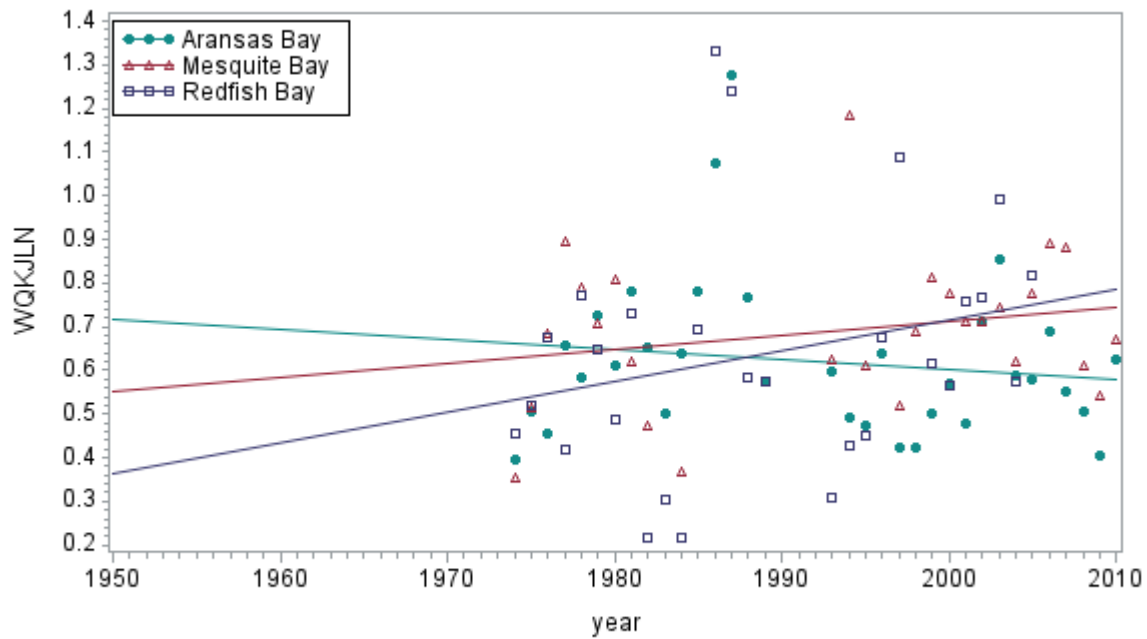
Regression Equation:
 WQBOD5(AU Name:Aransas Bay) = 233.3248 - 0.117465*year
 WQBOD5(AU Name:Mesquite Bay) = 100.3191 - 0.049677*year
 WQBOD5(AU Name:Redfish Bay) = 859.05 - 0.434576*year



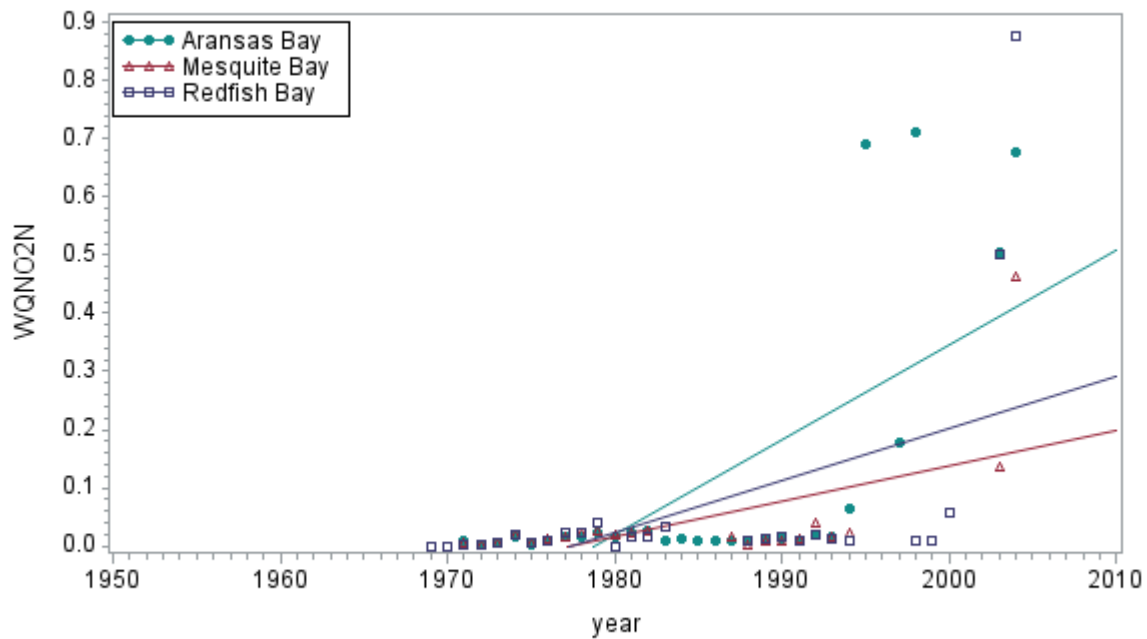
Regression Equation:
 WQCHLA(AU Name: Aransas Bay) = 2713.879 - 1.348543*year
 WQCHLA(AU Name: Mesquite Bay) = 343.296 - 0.167484*year
 WQCHLA(AU Name: Redfish Bay) = 78.03896 - 0.035741*year



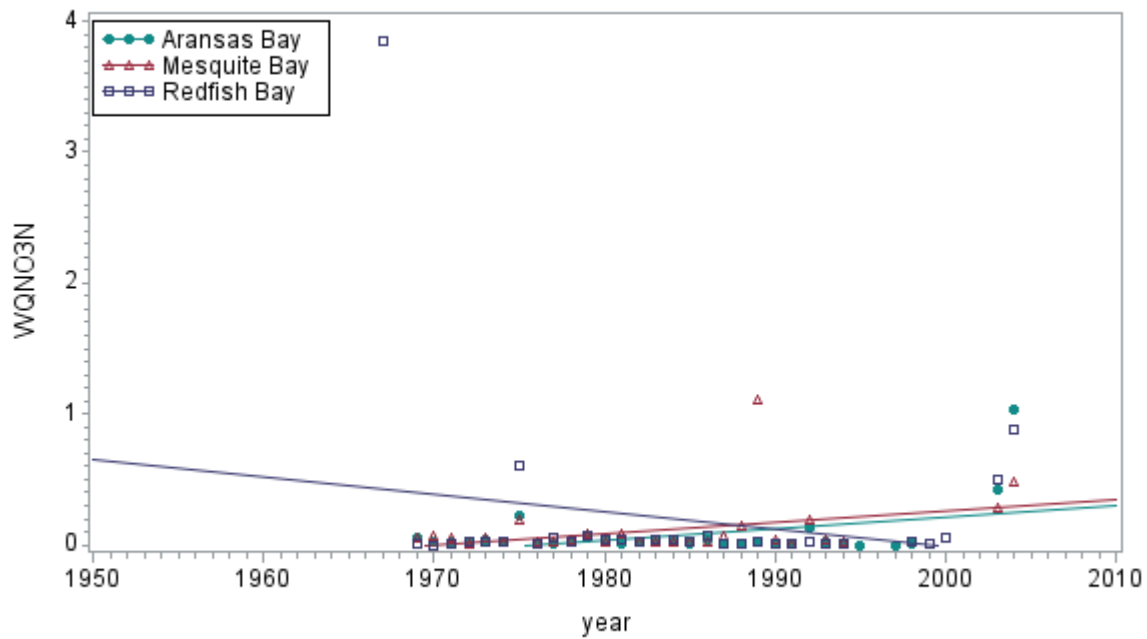
Regression Equation:
 WQFCOLI(AU Name: Aransas Bay) = 450.2998 - 0.220628*year
 WQFCOLI(AU Name: Mesquite Bay) = -298.5746 + 0.154569*year
 WQFCOLI(AU Name: Redfish Bay) = 1877.525 - 0.929153*year



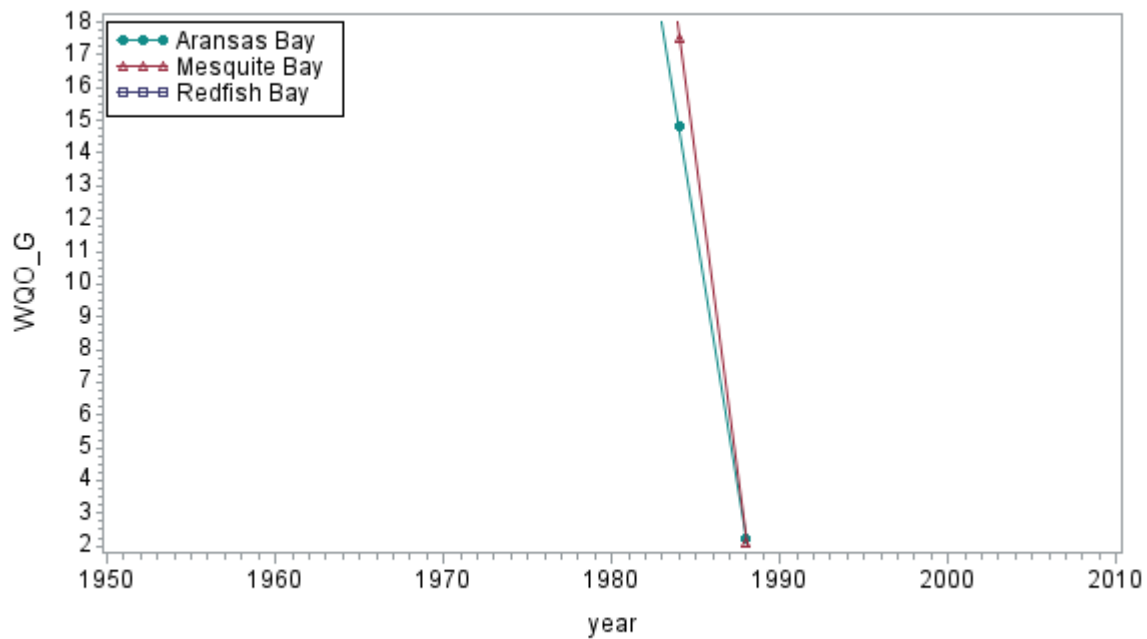
Regression Equation:
 WQKJLN(AU_Name:Aransas Bay) = 5.224655 - 0.002311*year
 WQKJLN(AU_Name:Mesquite Bay) = -5.747095 + 0.003229*year
 WQKJLN(AU_Name:Redfish Bay) = -13.34027 + 0.007028*year



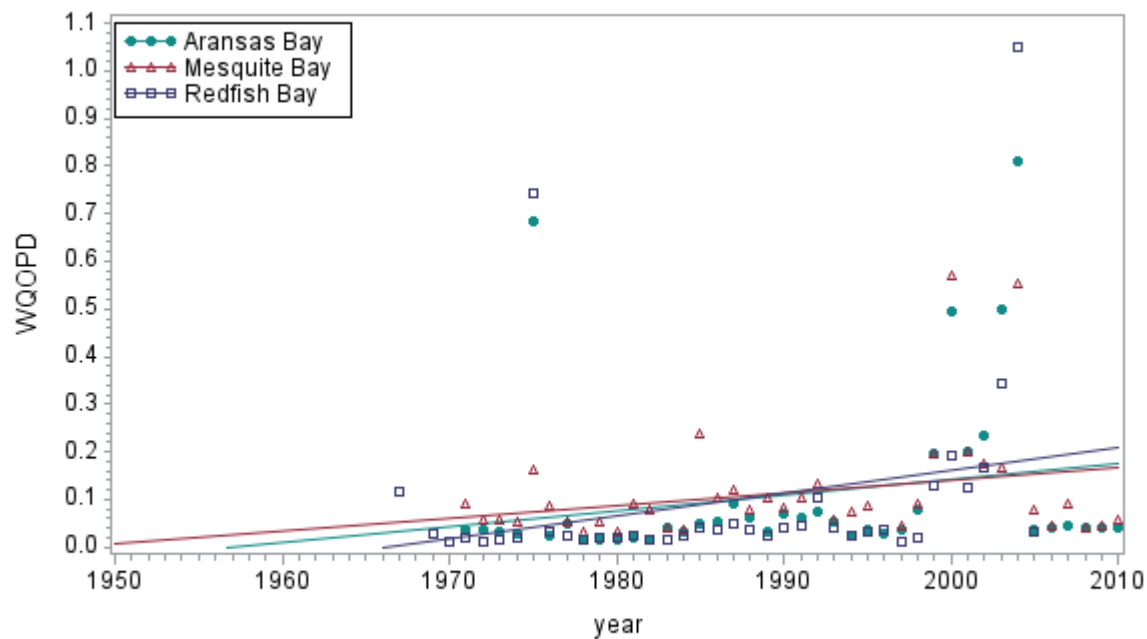
Regression Equation:
 WQNO2N(AU_Name:Aransas Bay) = -32.11558 + 0.01623*year
 WQNO2N(AU_Name:Mesquite Bay) = -11.8236 + 0.00596*year
 WQNO2N(AU_Name:Redfish Bay) = -17.55251 + 0.008877*year



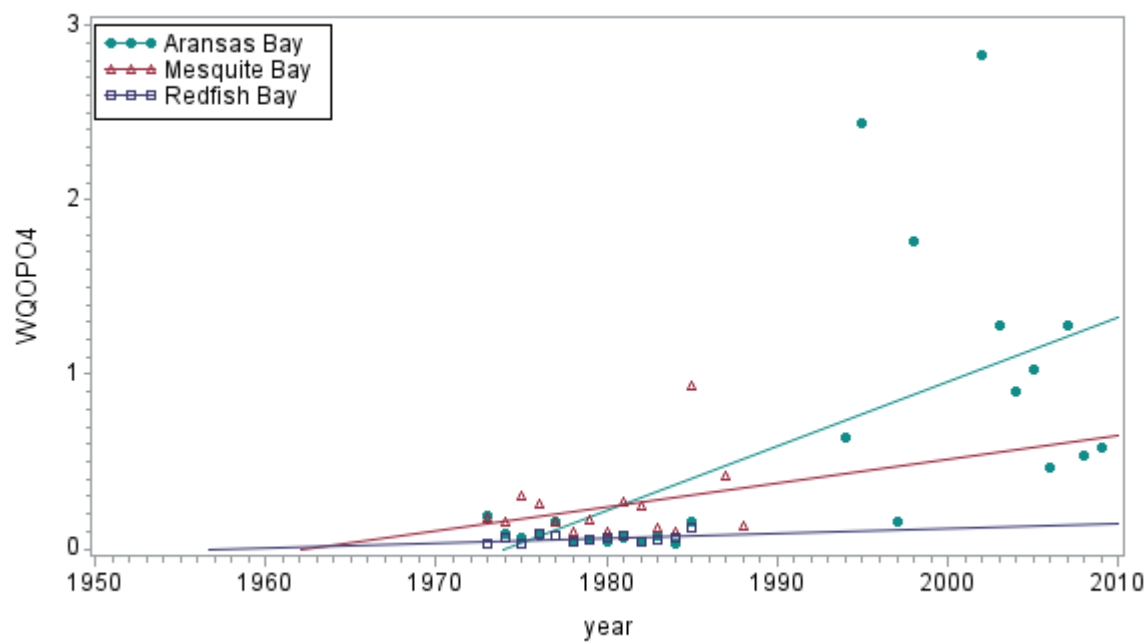
Regression Equation:
 WQNO3N(AU Name:Aransas Bay) = -16.71546 + 0.008462*year
 WQNO3N(AU Name:Mesquite Bay) = -16.84306 + 0.006552*year
 WQNO3N(AU Name:Redfish Bay) = -26.48661 - 0.013246*year



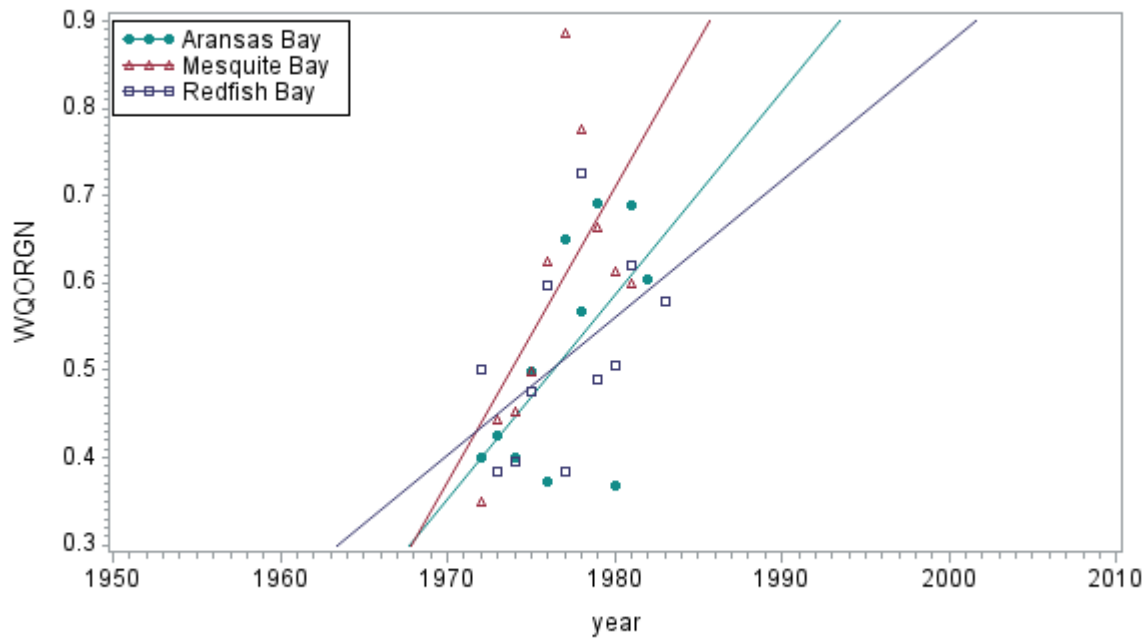
Regression Equation:
 WQO_G(AU Name:Aransas Bay) = 6296.133 - 3.145833*year
 WQO_G(AU Name:Mesquite Bay) = 7684.867 - 3.864583*year
 WQO_G(AU Name:Redfish Bay) = 0 + 0*year



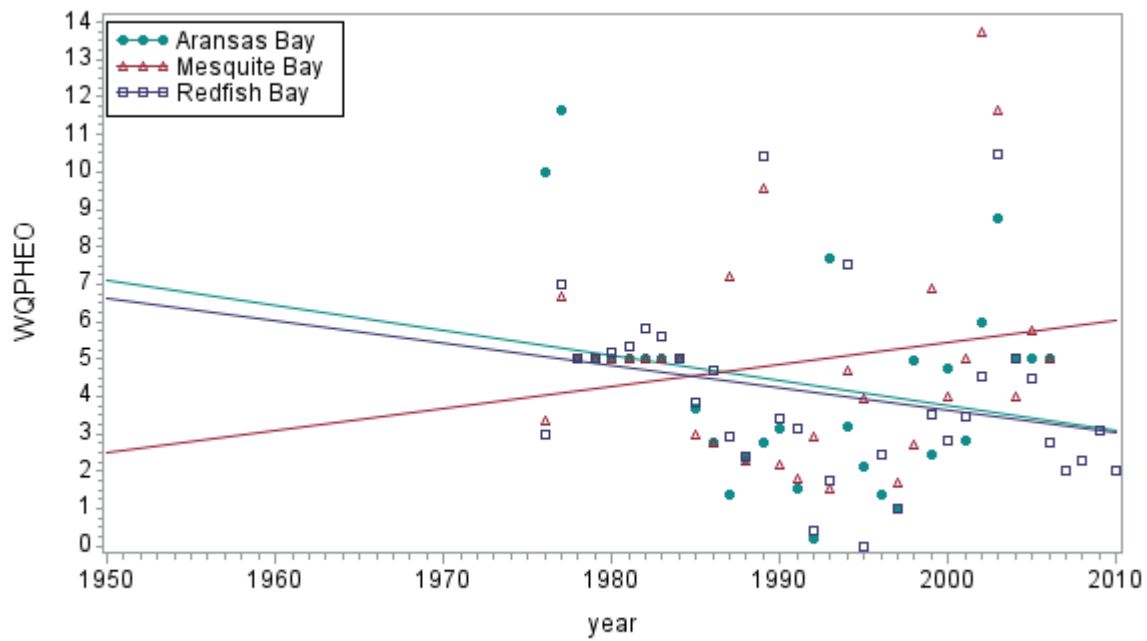
Regression Equation:
 WQOPD (AU Name: Aransas Bay) = -6.457103 + 0.00337*year
 WQOPD (AU Name: Mesquite Bay) = -5.152996 + 0.002646*year
 WQOPD (AU Name: Redfish Bay) = -9.407058 + 0.004785*year



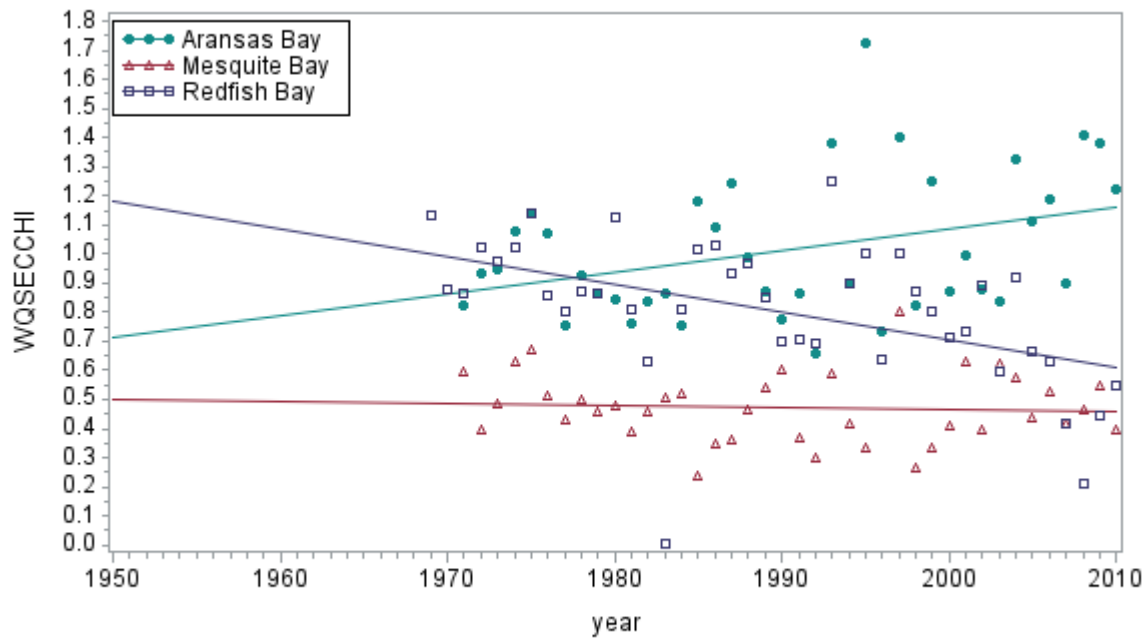
Regression Equation:
 WQOP04 (AU Name: Aransas Bay) = -72.85845 + 0.03691*year
 WQOP04 (AU Name: Mesquite Bay) = -26.40687 + 0.013459*year
 WQOP04 (AU Name: Redfish Bay) = -5.341699 + 0.00273*year



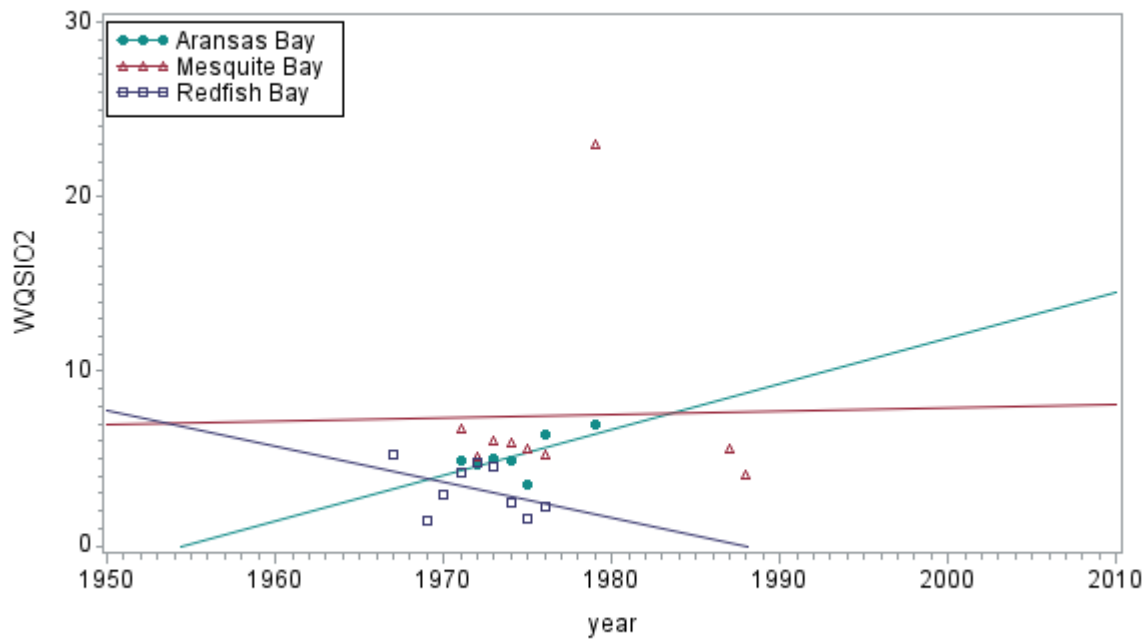
Regression Equation:
 WQORGN(AU_Name:Aransas Bay) = -45.55696 + 0.023304*year
 WQORGN(AU_Name:Mesquite Bay) = -66.23218 + 0.033809*year
 WQORGN(AU_Name:Redfish Bay) = -30.54501 + 0.01571*year



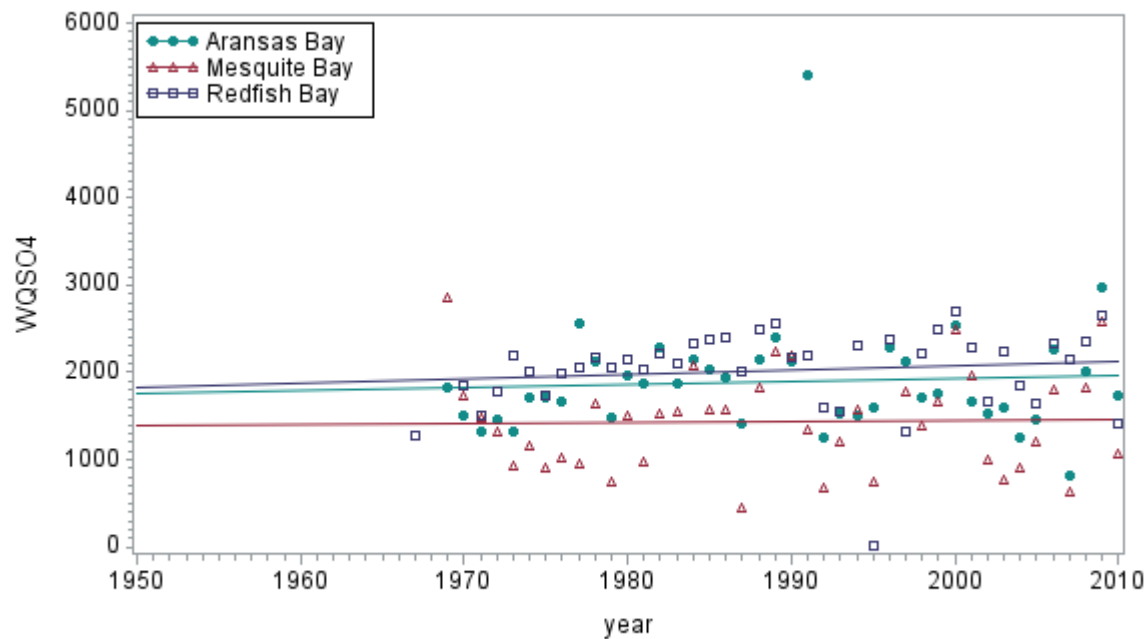
Regression Equation:
 WQPHEO(AU_Name:Aransas Bay) = 138.7401 - 0.067503*year
 WQPHEO(AU_Name:Mesquite Bay) = -114.001 + 0.05973*year
 WQPHEO(AU_Name:Redfish Bay) = 123.5136 - 0.059955*year



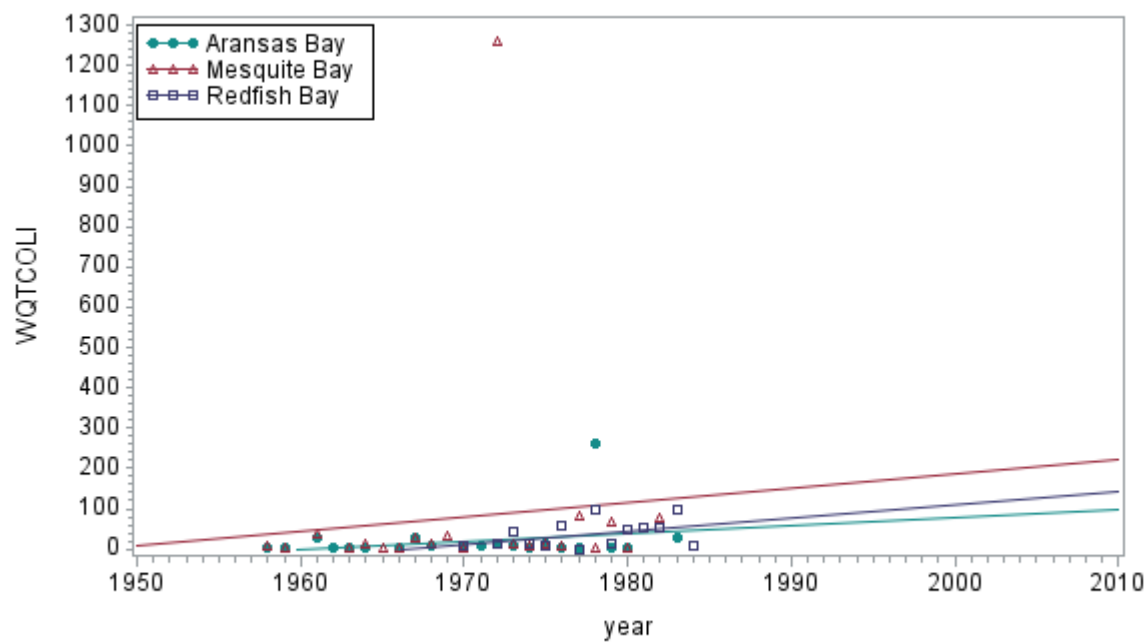
Regression Equation:
 WQSECCHI(AU Name:Aransas Bay) = -13.73693 + 0.007411*year
 WQSECCHI(AU Name:Mesquite Bay) = 1.690977 - 0.000612*year
 WQSECCHI(AU Name:Redfish Bay) = 19.79634 - 0.009544*year



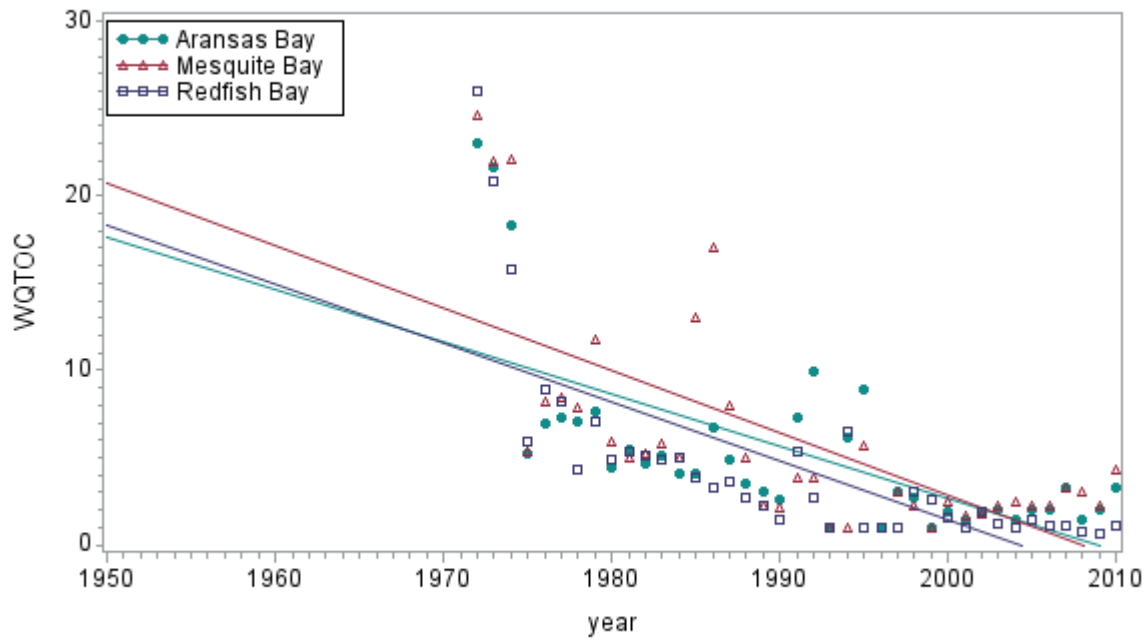
Regression Equation:
 WQSI02(AU Name:Aransas Bay) = -509.1704 + 0.260524*year
 WQSI02(AU Name:Mesquite Bay) = -31.67021 + 0.019796*year
 WQSI02(AU Name:Redfish Bay) = 404.6048 - 0.203522*year



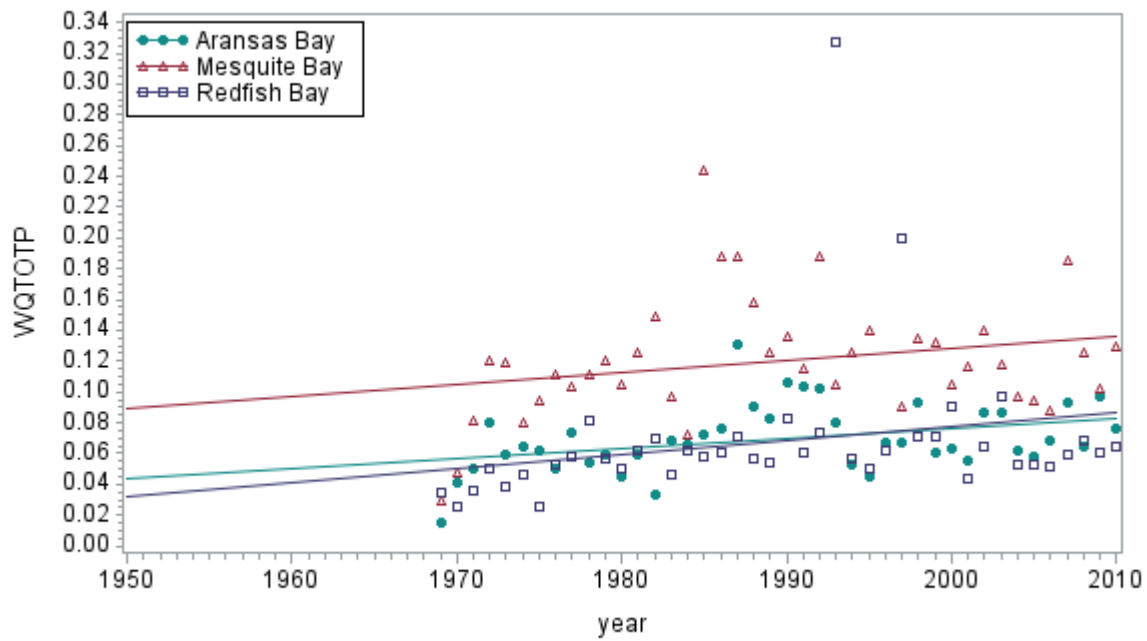
Regression Equation:
 WQSO4(AU-Name:Aransas Bay) = -4993.723 + 3.466744*year
 WQSO4(AU-Name:Mesquite Bay) = -724.4855 + 1.087875*year
 WQSO4(AU-Name:Redfish Bay) = -7246.954 + 4.658088*year



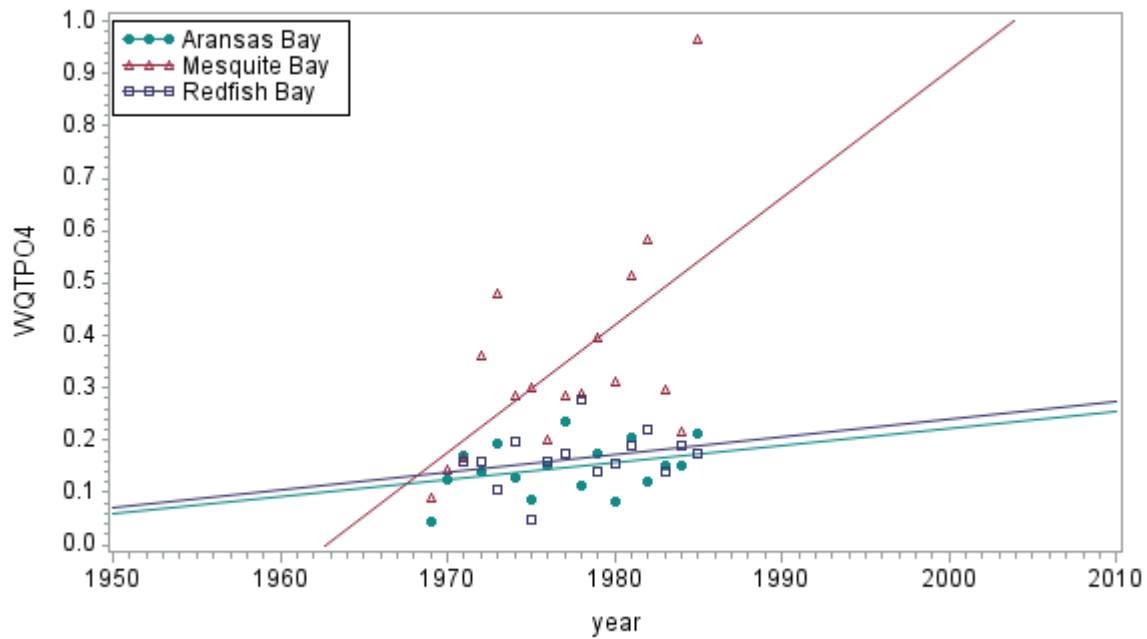
Regression Equation:
 WQTCOLI(AU-Name:Aransas Bay) = -3847.505 + 1.963195*year
 WQTCOLI(AU-Name:Mesquite Bay) = -7047.16 + 3.617323*year
 WQTCOLI(AU-Name:Redfish Bay) = -6359.673 + 3.234531*year



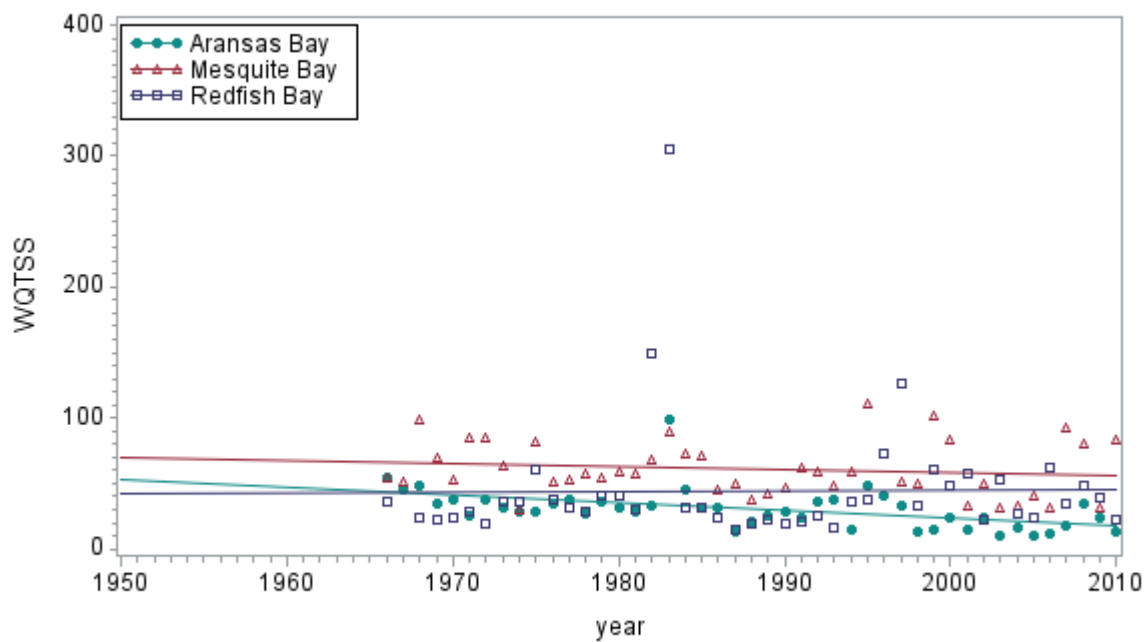
Regression Equation:
 WQTOC (AU Name: Aransas Bay) = $600.2442 - 0.298777 \cdot \text{year}$
 WQTOC (AU Name: Mesquite Bay) = $717.3376 - 0.357219 \cdot \text{year}$
 WQTOC (AU Name: Redfish Bay) = $675.7459 - 0.337131 \cdot \text{year}$



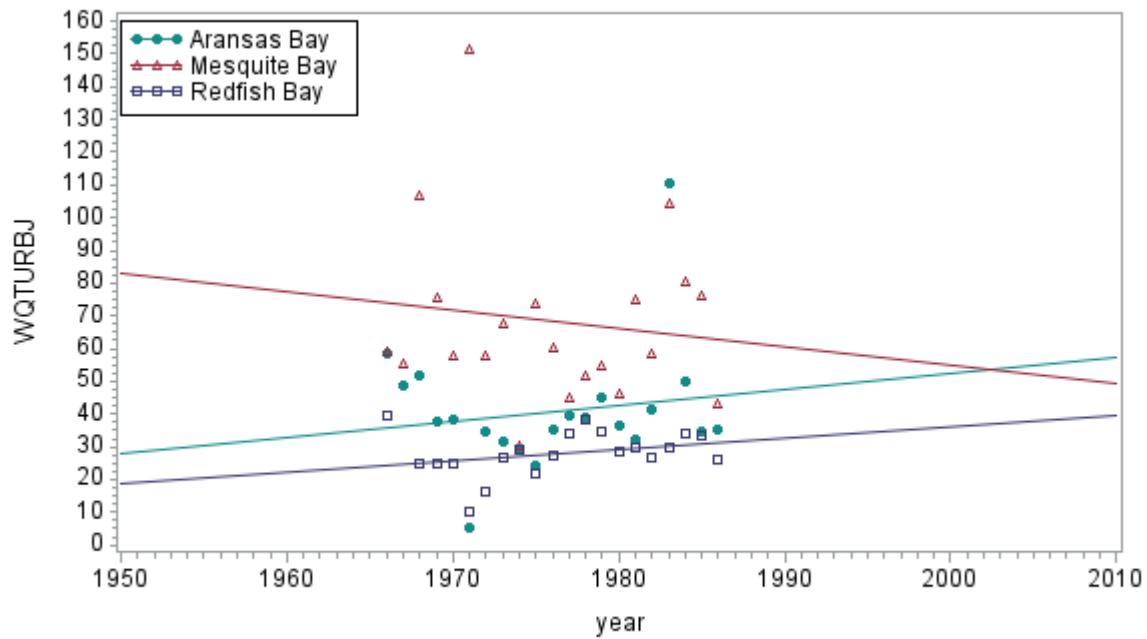
Regression Equation:
 WQTOTP (AU Name: Aransas Bay) = $-1.240497 + 0.000658 \cdot \text{year}$
 WQTOTP (AU Name: Mesquite Bay) = $-1.433147 + 0.000781 \cdot \text{year}$
 WQTOTP (AU Name: Redfish Bay) = $-1.758358 + 0.000918 \cdot \text{year}$



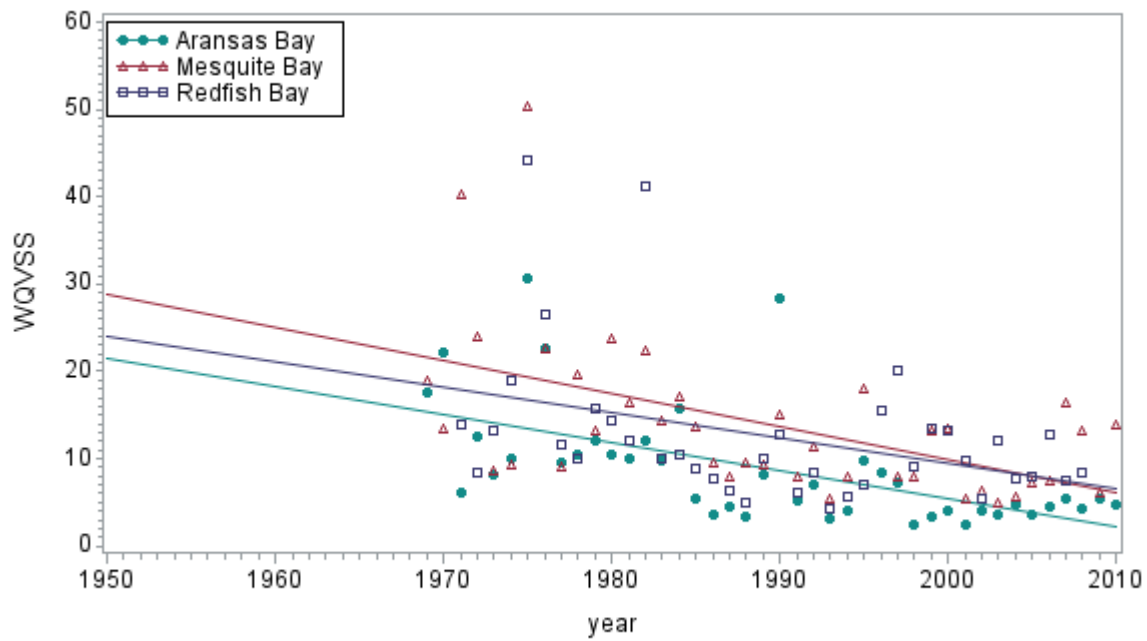
Regression Equation:
 WQTP04(AU Name:Aransas Bay) = -6.251997 + 0.003236*year
 WQTP04(AU Name:Mesquite Bay) = -47.62448 + 0.024265*year
 WQTP04(AU Name:Redfish Bay) = -6.47414 + 0.003357*year



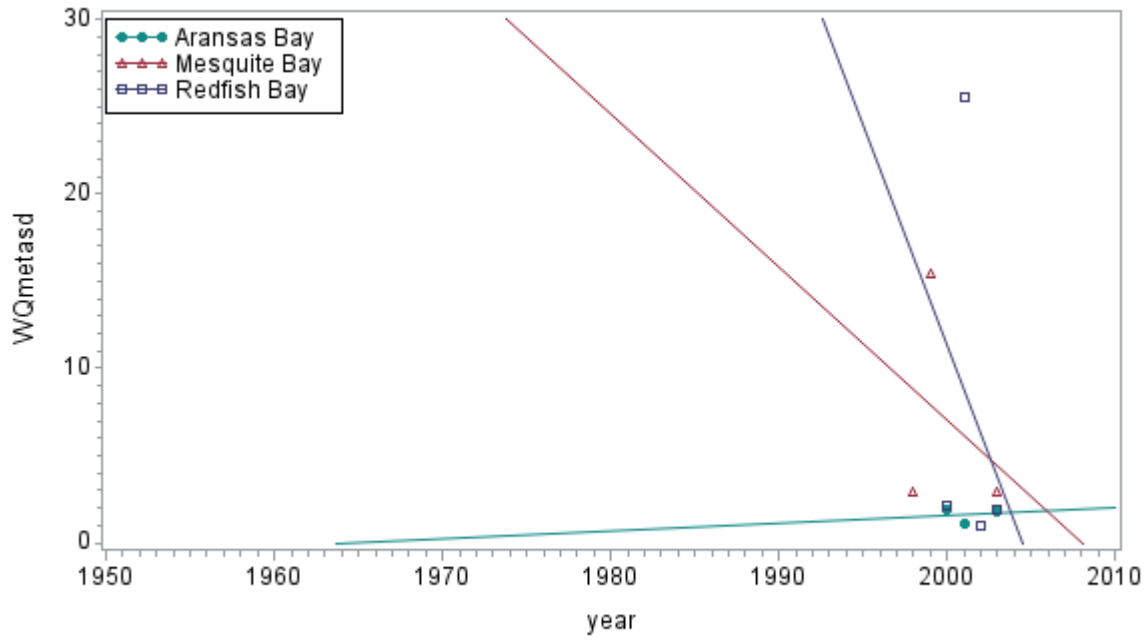
Regression Equation:
 WQTSS(AU Name:Aransas Bay) = 1193.215 - 0.585068*year
 WQTSS(AU Name:Mesquite Bay) = 513.3673 - 0.227156*year
 WQTSS(AU Name:Redfish Bay) = -59.08801 + 0.052304*year



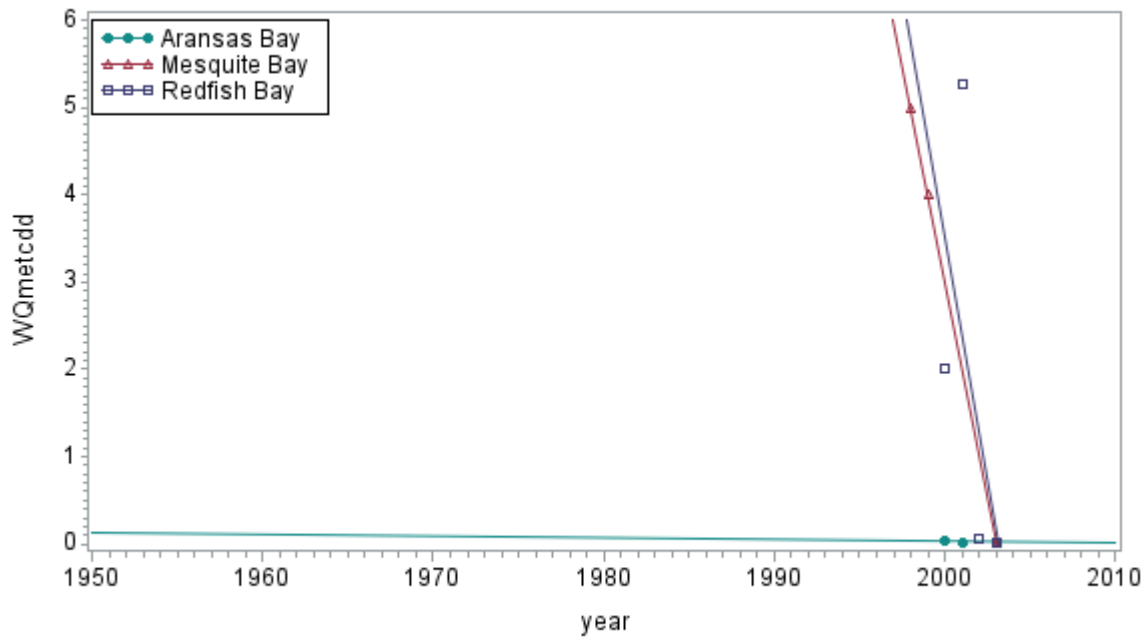
Regression Equation:
 WQTURBJ(AU Name: Aransas Bay) = -923.6429 + 0.488125 * year
 WQTURBJ(AU Name: Mesquite Bay) = 1167.369 - 0.556252 * year
 WQTURBJ(AU Name: Redfish Bay) = -654.5795 + 0.345387 * year



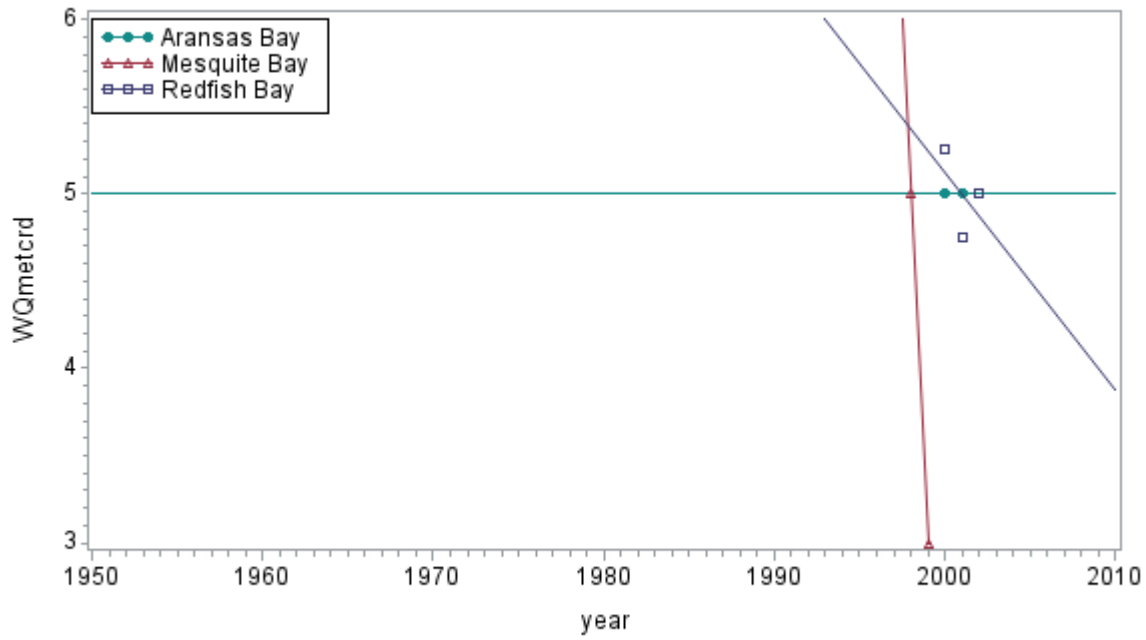
Regression Equation:
 WQVSS(AU Name: Aransas Bay) = 650.8087 - 0.322695 * year
 WQVSS(AU Name: Mesquite Bay) = 766.7757 - 0.378453 * year
 WQVSS(AU Name: Redfish Bay) = 590.8271 - 0.290678 * year



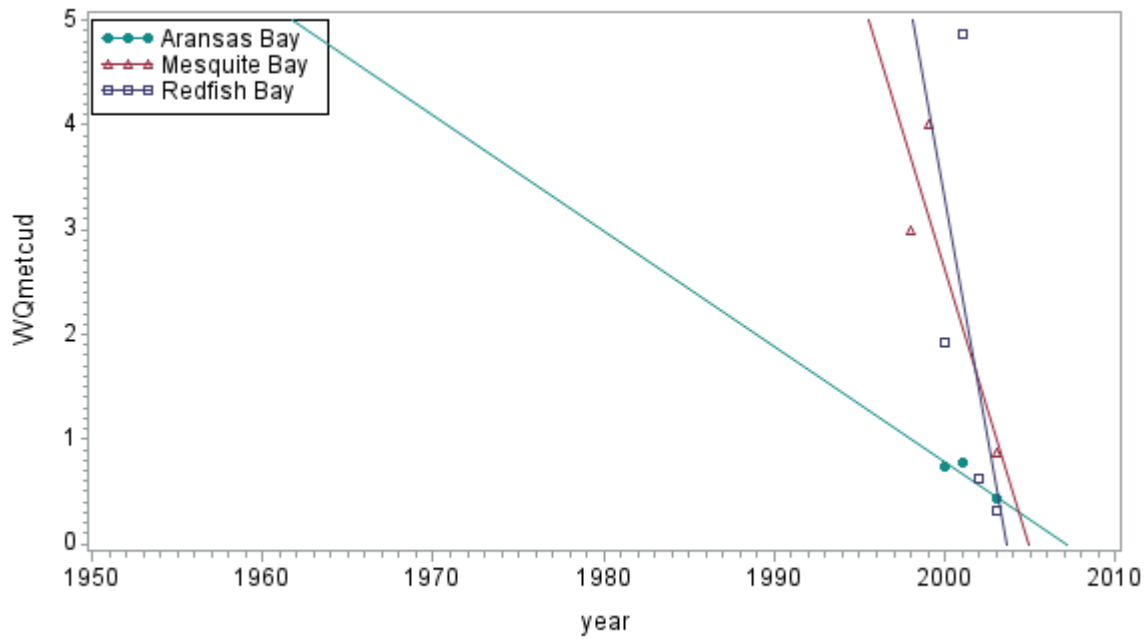
Regression Equation:
 $WQmetasd(AU_Name:Aransas_Bay) = -83.43227 + 0.042487 \cdot year$
 $WQmetasd(AU_Name:Mesquite_Bay) = 1757.581 - 0.875238 \cdot year$
 $WQmetasd(AU_Name:Redfish_Bay) = 5056.666 - 2.522625 \cdot year$



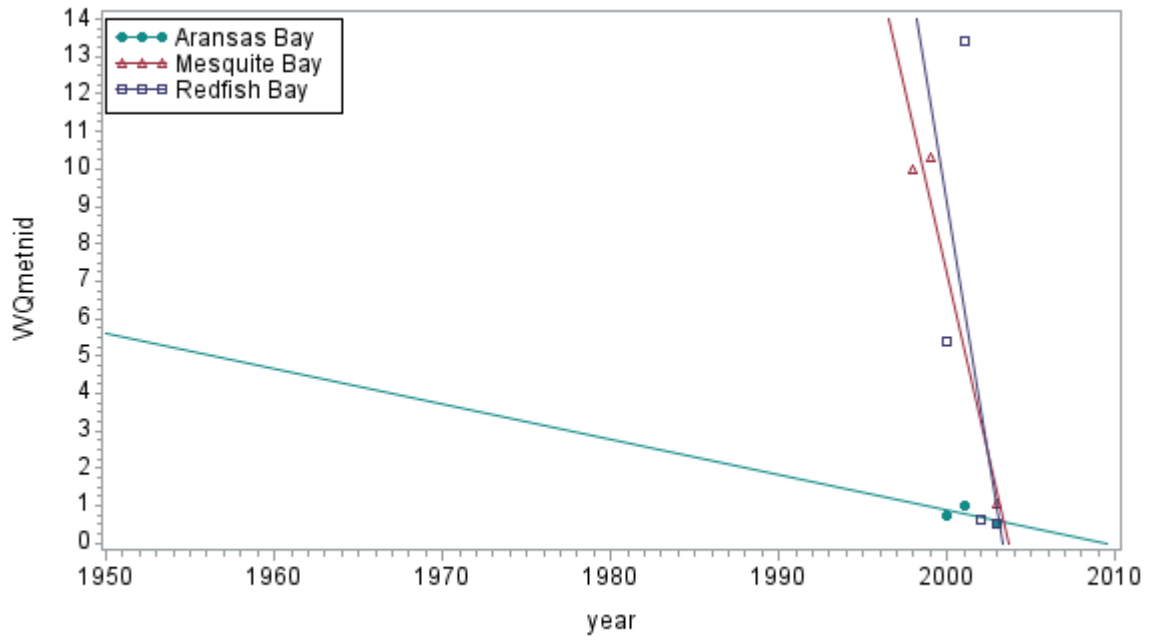
Regression Equation:
 $WQmetcdd(AU_Name:Aransas_Bay) = 4.1925 - 0.002083 \cdot year$
 $WQmetcdd(AU_Name:Mesquite_Bay) = 1994.435 - 0.995714 \cdot year$
 $WQmetcdd(AU_Name:Redfish_Bay) = 2243.017 - 1.11975 \cdot year$



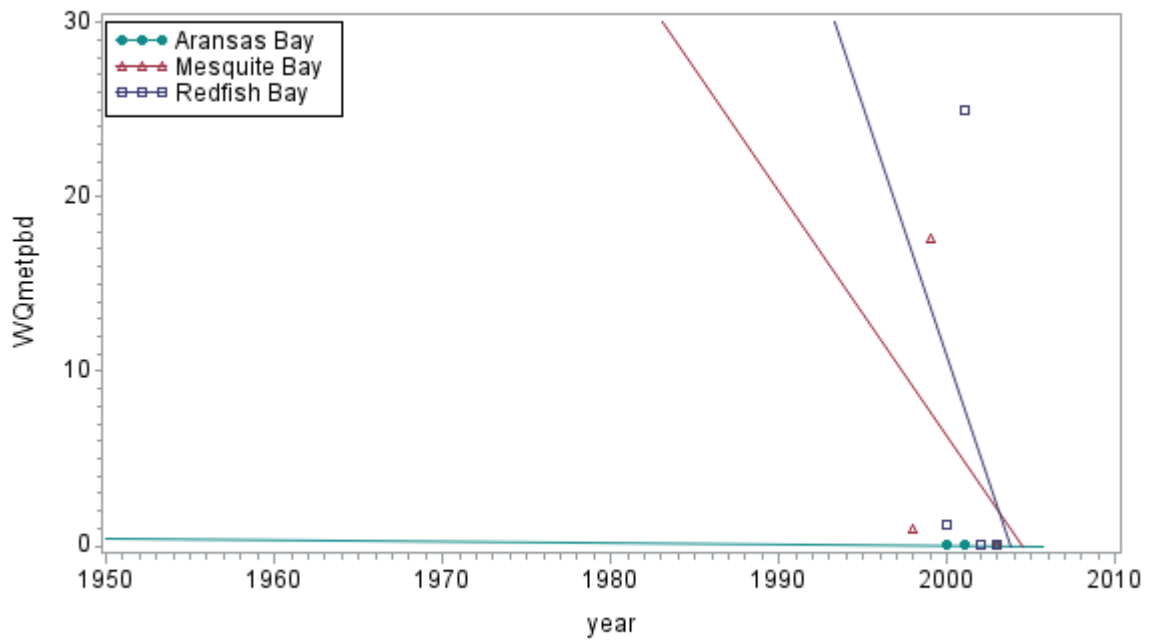
Regression Equation:
 $WQmetcrd(AU_Name:Aransas_Bay) = 5 + 0 \cdot year$
 $WQmetcrd(AU_Name:Mesquite_Bay) = 4001 - 2 \cdot year$
 $WQmetcrd(AU_Name:Redfish_Bay) = 255.125 - 0.125 \cdot year$



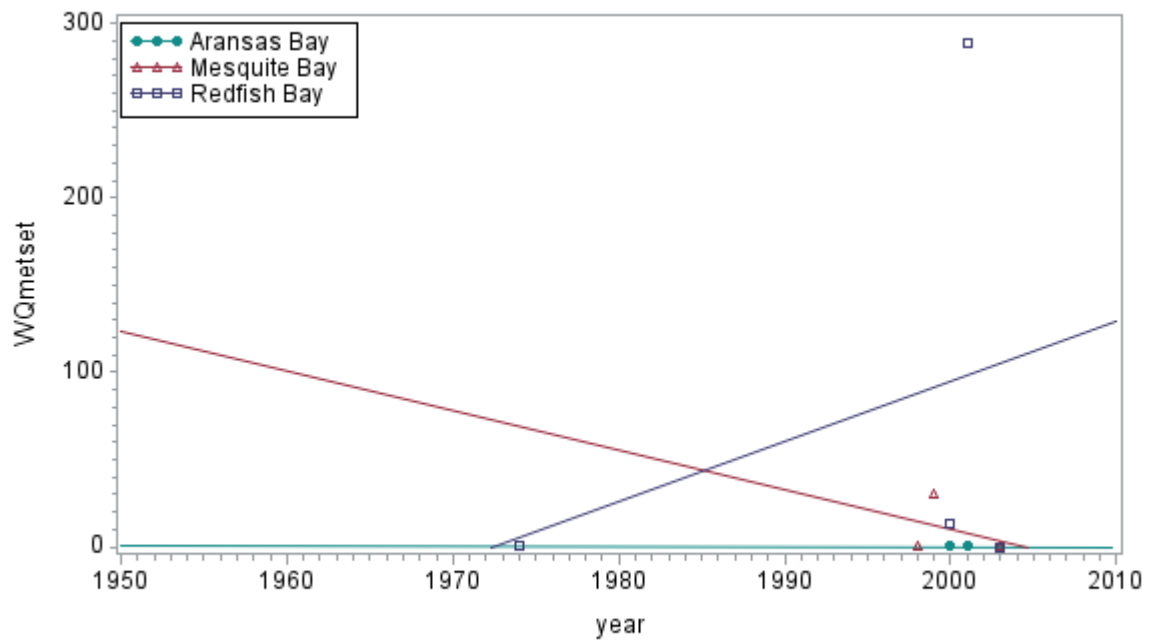
Regression Equation:
 $WQmetcud(AU_Name:Aransas_Bay) = 220.9691 - 0.110089 \cdot year$
 $WQmetcud(AU_Name:Mesquite_Bay) = 1058.338 - 0.527857 \cdot year$
 $WQmetcud(AU_Name:Redfish_Bay) = 1821.295 - 0.909 \cdot year$



Regression Equation:
 WQmetmid(AU-Name:Aransas Bay) = 188.9677 - 0.094039*year
 WQmetmid(AU-Name:Mesquite Bay) = 3894.743 - 1.94381*year
 WQmetmid(AU-Name:Redfish Bay) = 5466.834 - 2.728875*year

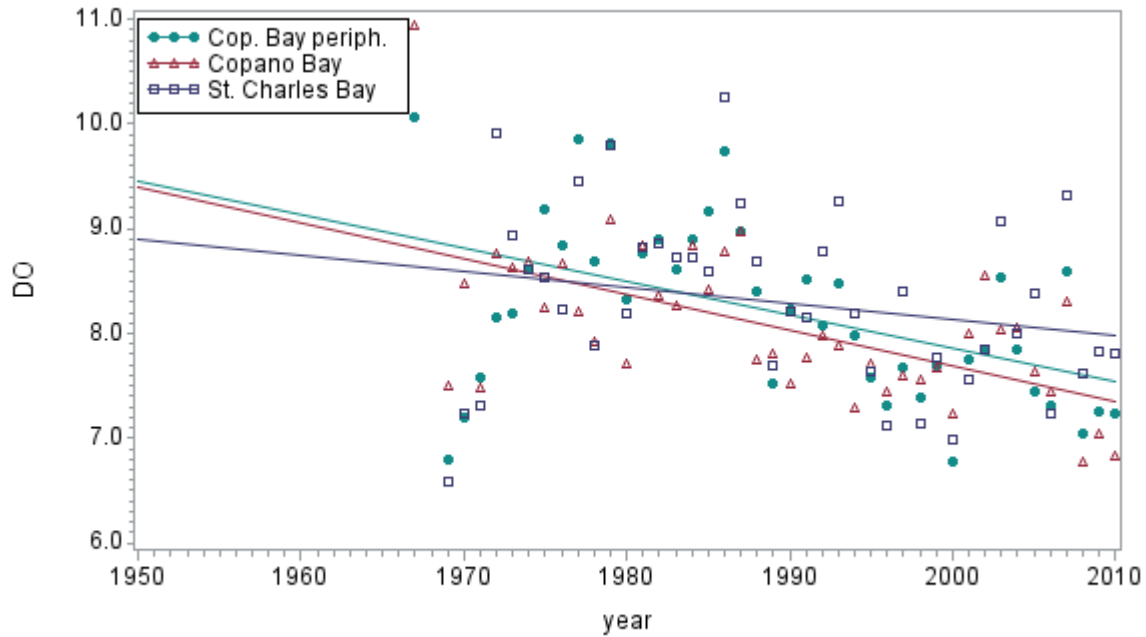


Regression Equation:
 WQmetpbd(AU-Name:Aransas Bay) = 14.97439 - 0.007466*year
 WQmetpbd(AU-Name:Mesquite Bay) = 2807.181 - 1.400476*year
 WQmetpbd(AU-Name:Redfish Bay) = 5750.641 - 2.869875*year

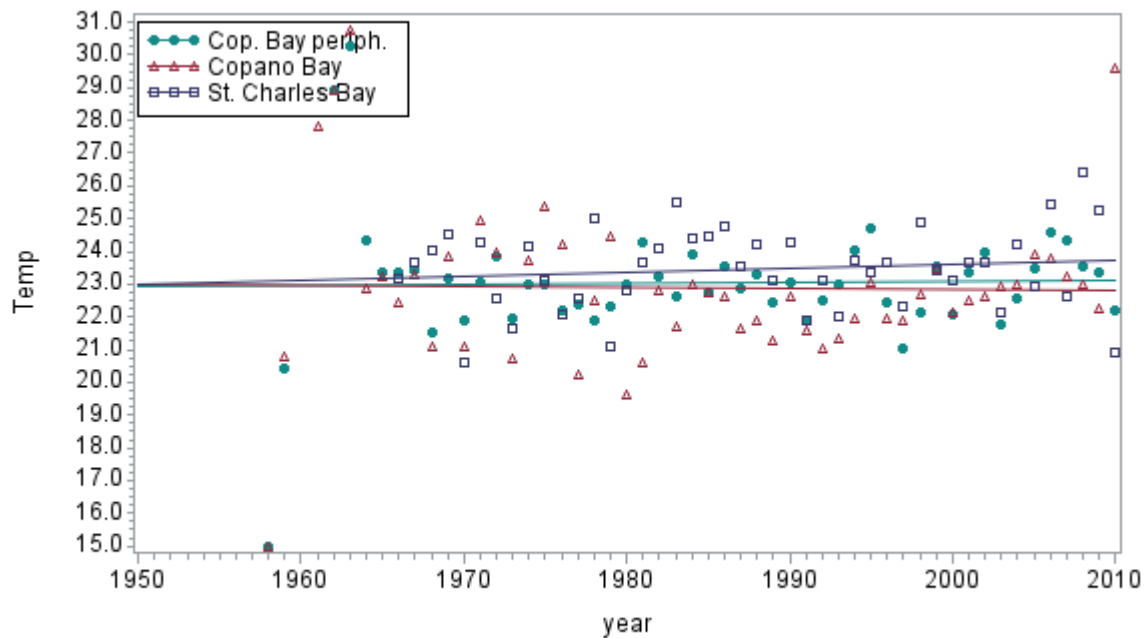


Regression Equation:
 WQmetset(AU Name: Aransas Bay) = 33.62365 - 0.01673*year
 WQmetset(AU Name: Mesquite Bay) = 4533.284 - 2.261429*year
 WQmetset(AU Name: Redfish Bay) = -6750.554 + 3.422659*year

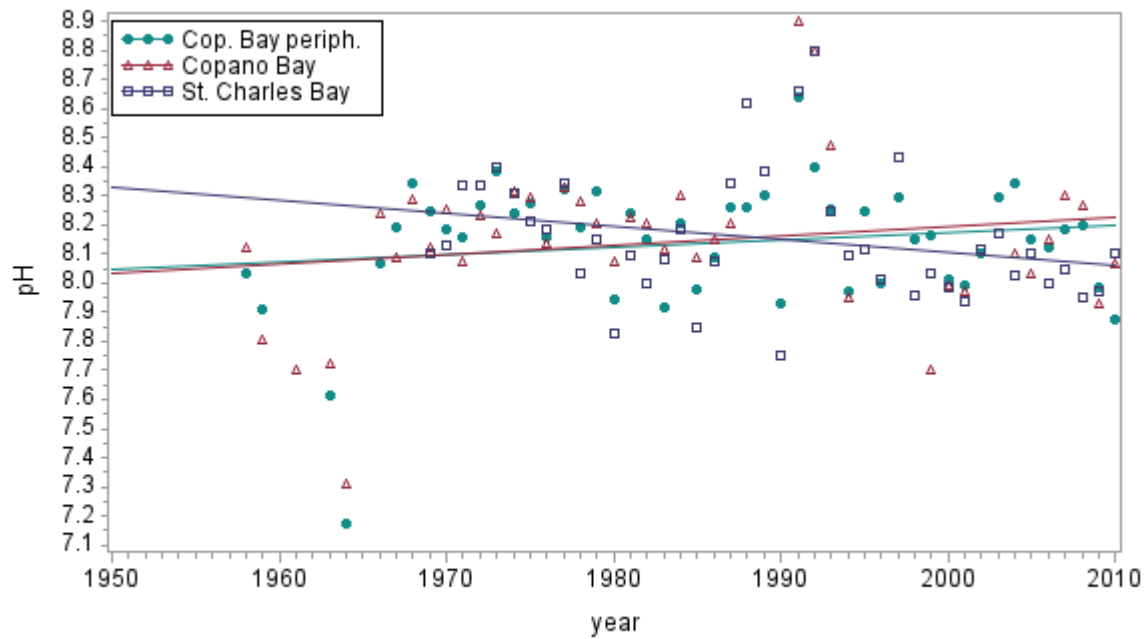
WQ6: Copano and St. Charles Bays



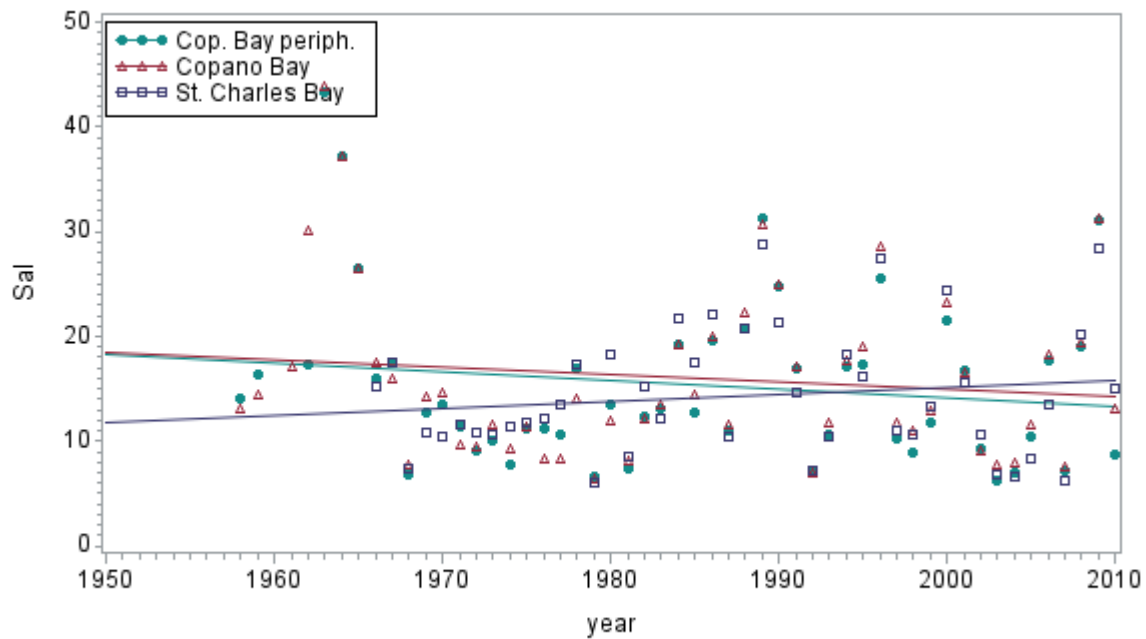
Regression Equation:
 DO(AU-Name:Cop. Bay(periph.)) = 71.66598 - 0.031906*year
 DO(AU-Name:Copano Bay) = 76.124 - 0.034218*year
 DO(AU-Name:St. Charles Bay) = 38.84214 - 0.015352*year



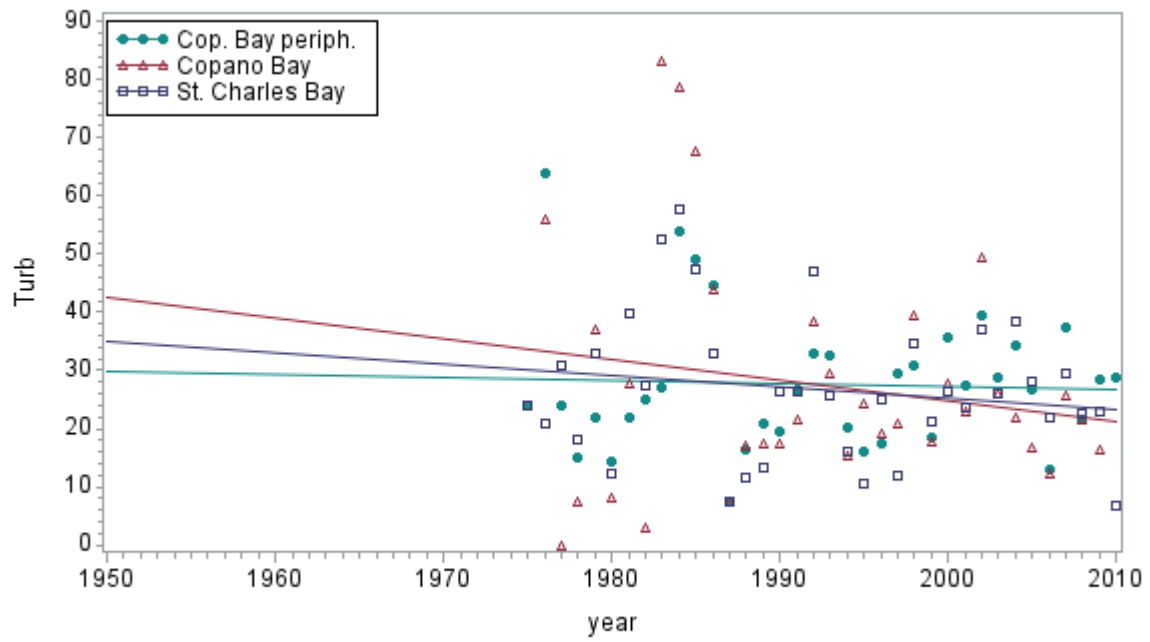
Regression Equation:
 Temp(AU-Name:Cop. Bay(periph.)) = 17.86315 + 0.002606*year
 Temp(AU-Name:Copano Bay) = 28.9721 - 0.003067*year
 Temp(AU-Name:St. Charles Bay) = -1.666459 + 0.012644*year



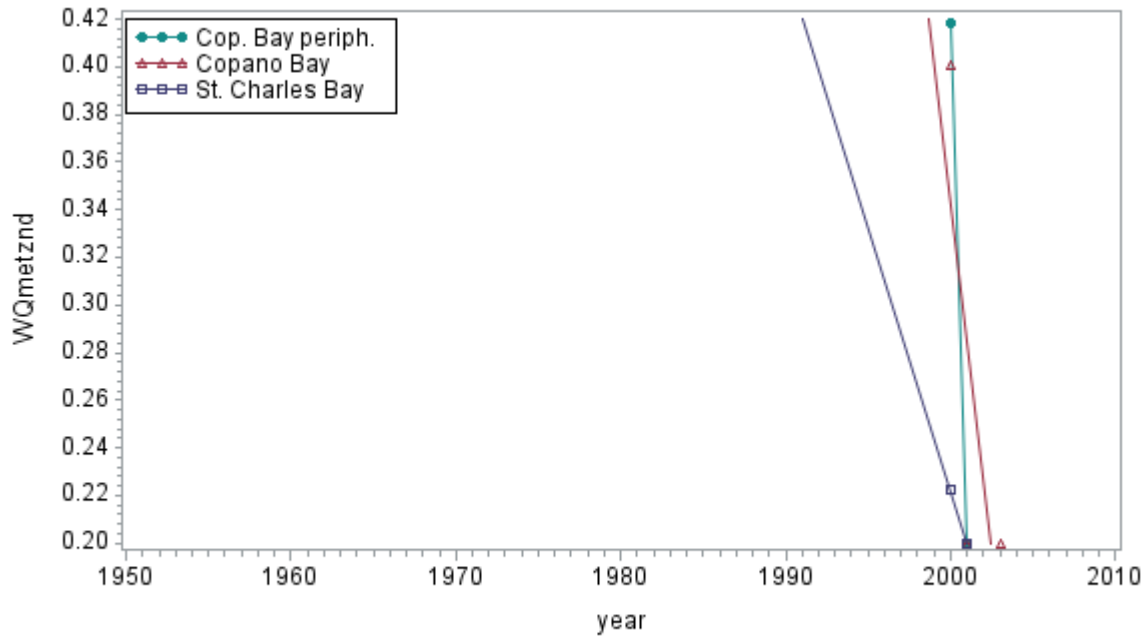
Regression Equations:
 $\text{pH(AU_Name:Cop. Bay(periph.))} = 3.099124 + 0.002537 \cdot \text{year}$
 $\text{pH(AU_Name:Copano Bay)} = 1.900026 + 0.003146 \cdot \text{year}$
 $\text{pH(AU_Name:St. Charles Bay)} = 17.03207 - 0.004462 \cdot \text{year}$



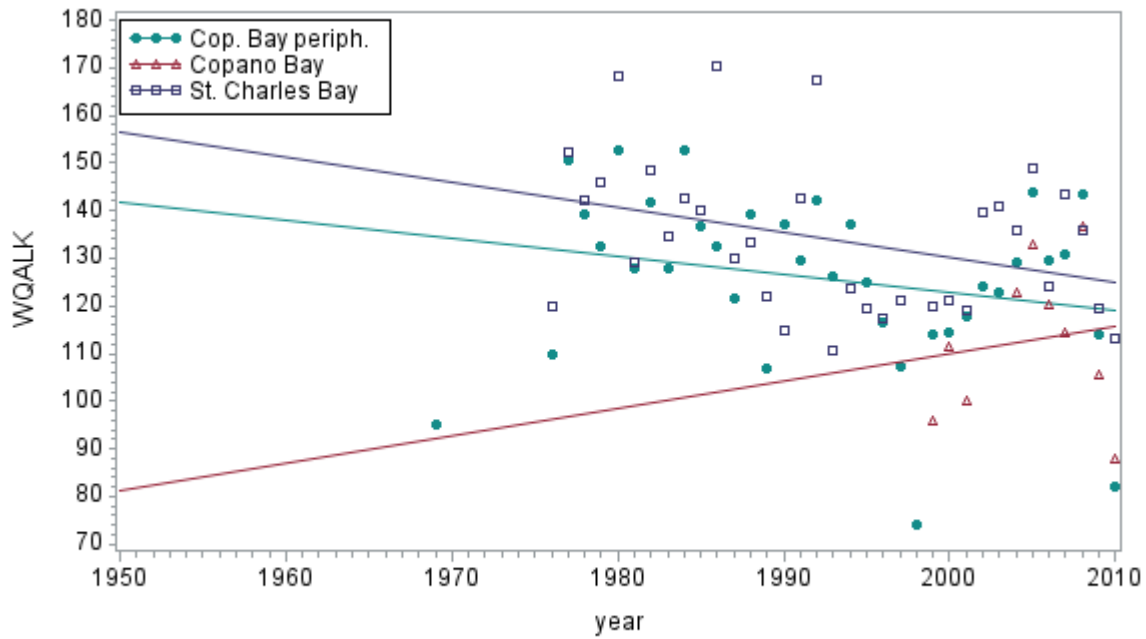
Regression Equations:
 $\text{Sal(AU_Name:Cop. Bay(periph.))} = 180.2439 - 0.083076 \cdot \text{year}$
 $\text{Sal(AU_Name:Copano Bay)} = 156.7485 - 0.070915 \cdot \text{year}$
 $\text{Sal(AU_Name:St. Charles Bay)} = -118.9765 + 0.067094 \cdot \text{year}$



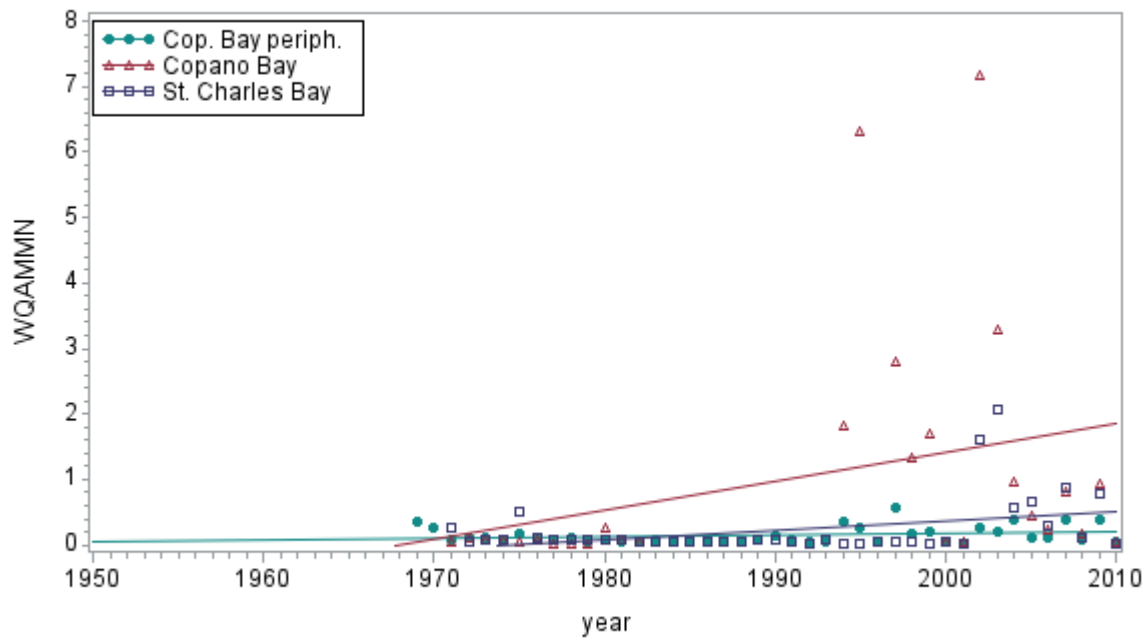
Regression Equation:
 Turb(AU_Name: Cop. Bay periph.) = 135.4084 - 0.054072*year
 Turb(AU_Name: Copano Bay) = 736.2857 - 0.355688*year
 Turb(AU_Name: St. Charles Bay) = 418.0499 - 0.196472*year



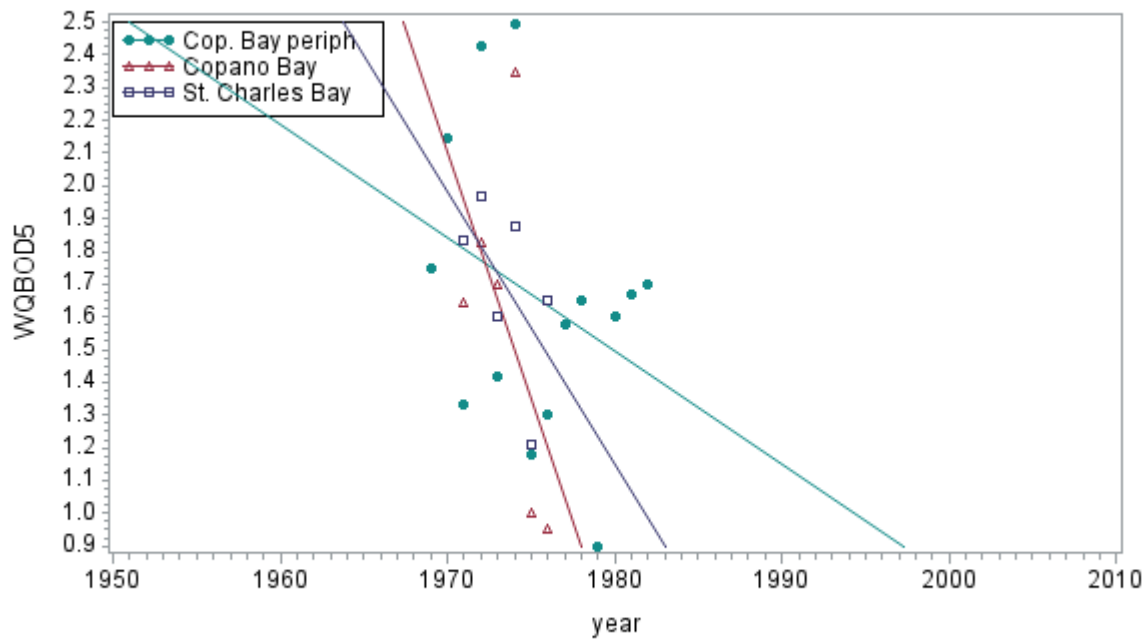
Regression Equation:
 $WQmetznd(AU_Name.Cop.Bay.periph.) = 437.085 - 0.218333 \cdot year$
 $WQmetznd(AU_Name.Copano.Bay) = 115.01 - 0.057333 \cdot year$
 $WQmetznd(AU_Name.St.Charles.Bay) = 44.222 - 0.022 \cdot year$



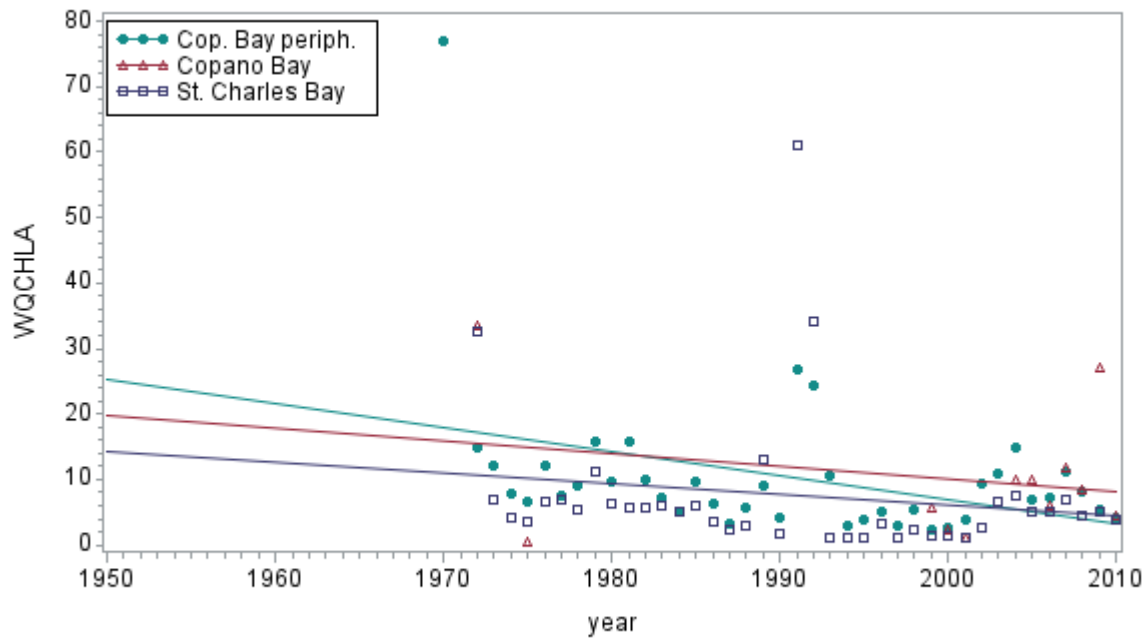
Regression Equation:
 $WQALK(AU_Name.Cop.Bay.periph.) = 878.5602 - 0.377836 \cdot year$
 $WQALK(AU_Name.Copano.Bay) = -1040.906 + 0.575487 \cdot year$
 $WQALK(AU_Name.St.Charles.Bay) = 1184.935 - 0.527311 \cdot year$



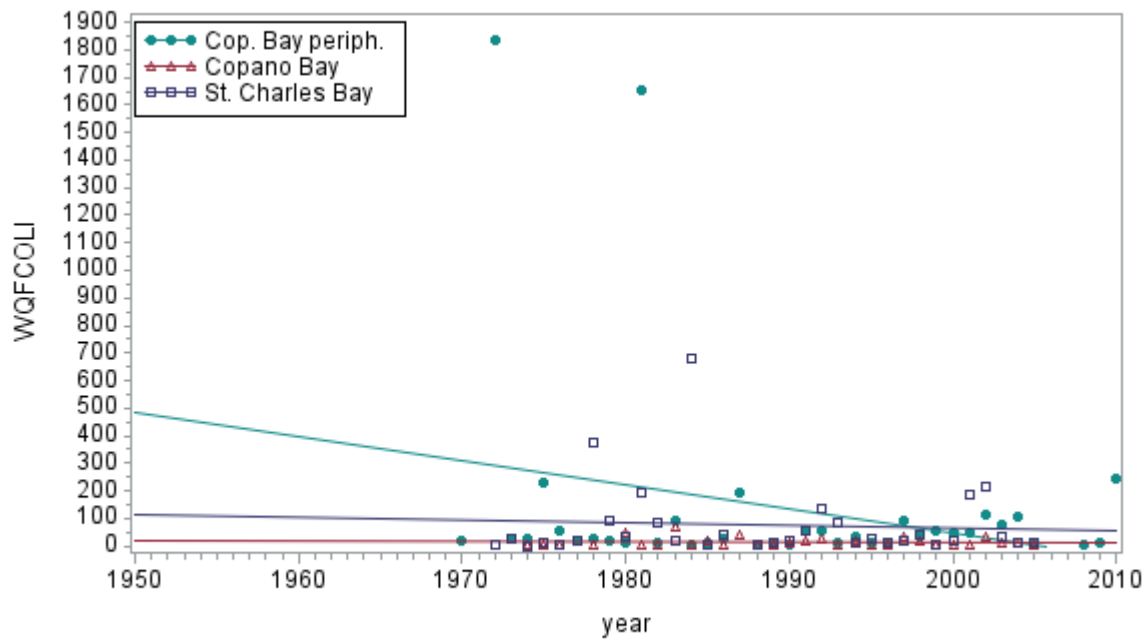
Regression Equations:
 $WQAMMN(AU_Name: Cop. Bay\ periph.) = -4.748441 + 0.002459 \cdot year$
 $WQAMMN(AU_Name: Copano\ Bay) = -36.6014 + 0.044011 \cdot year$
 $WQAMMN(AU_Name: St. Charles\ Bay) = -27.88912 + 0.014115 \cdot year$



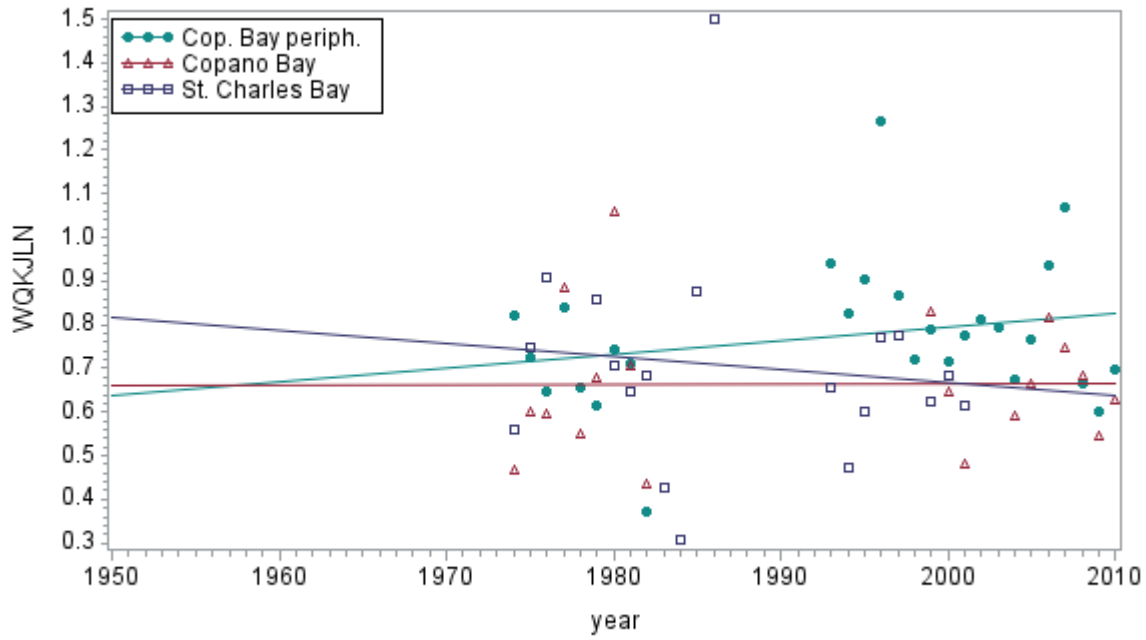
Regression Equations:
 $WQBOD5(AU_Name: Cop. Bay\ periph.) = 69.75994 - 0.034476 \cdot year$
 $WQBOD5(AU_Name: Copano\ Bay) = 299.8181 - 0.151122 \cdot year$
 $WQBOD5(AU_Name: St. Charles\ Bay) = 165.8656 - 0.08319 \cdot year$



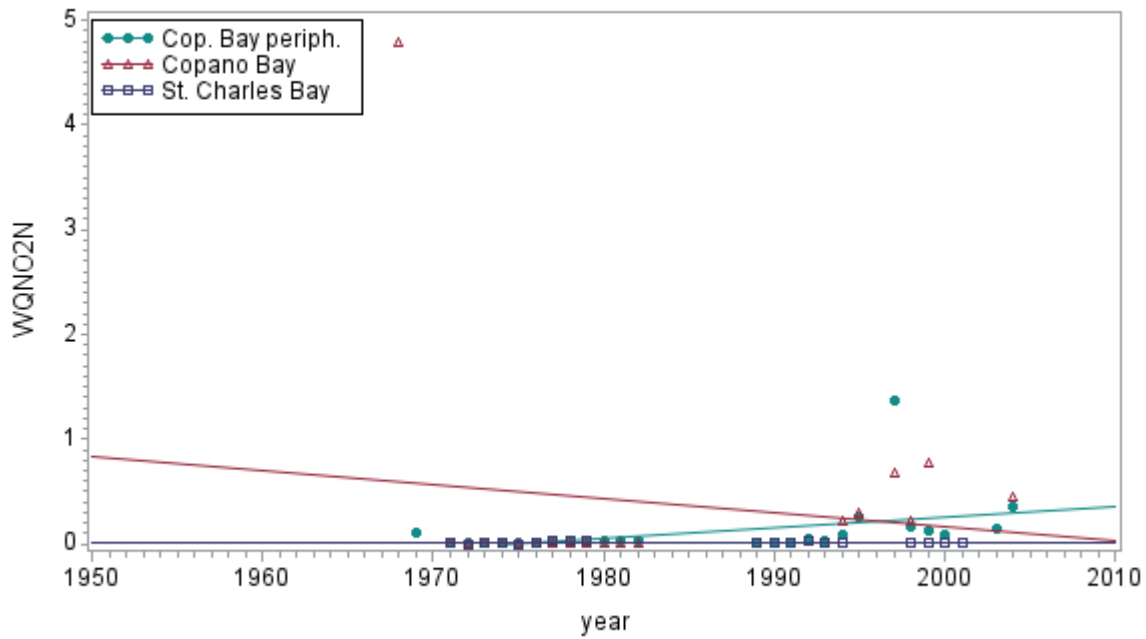
Regression Equation:
 WQCHLA(AU^Name:Cop. Bay(periph.)) = 738.7165 - 0.365879*year
 WQCHLA(AU^Name:Copano Bay) = 400.2501 - 0.195125*year
 WQCHLA(AU^Name:St. Charles Bay) = 333.1768 - 0.163563*year



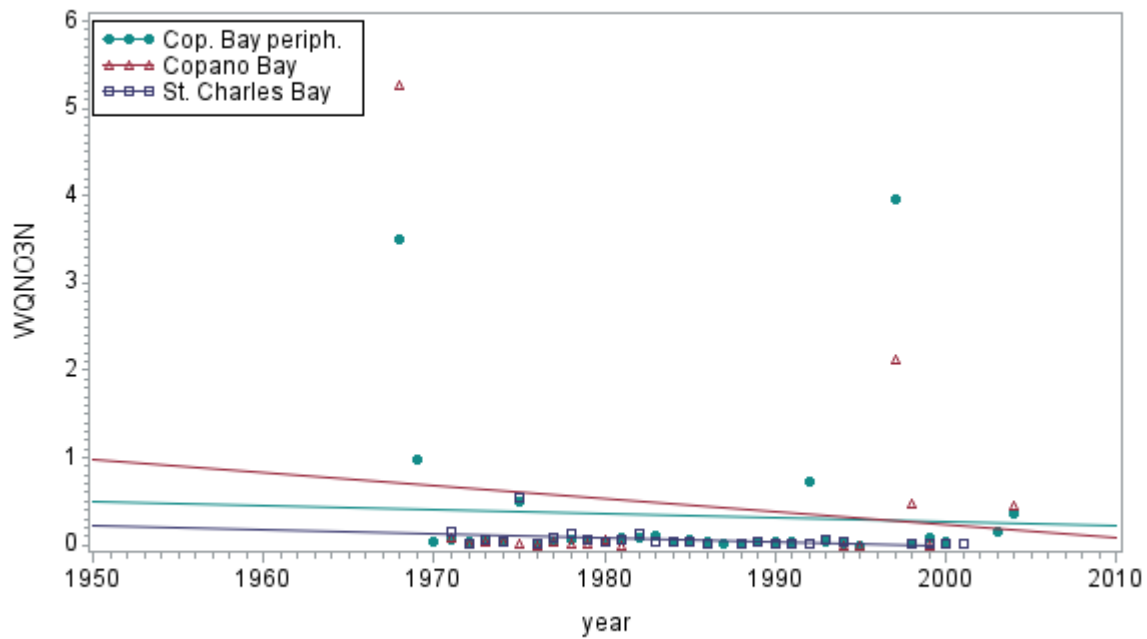
Regression Equation:
 WQFCOLI(AU^Name:Cop. Bay(periph.)) = 17443.47 - 8.696899*year
 WQFCOLI(AU^Name:Copano Bay) = 106.5081 - 0.046143*year
 WQFCOLI(AU^Name:St. Charles Bay) = 2026.56 - 0.981254*year



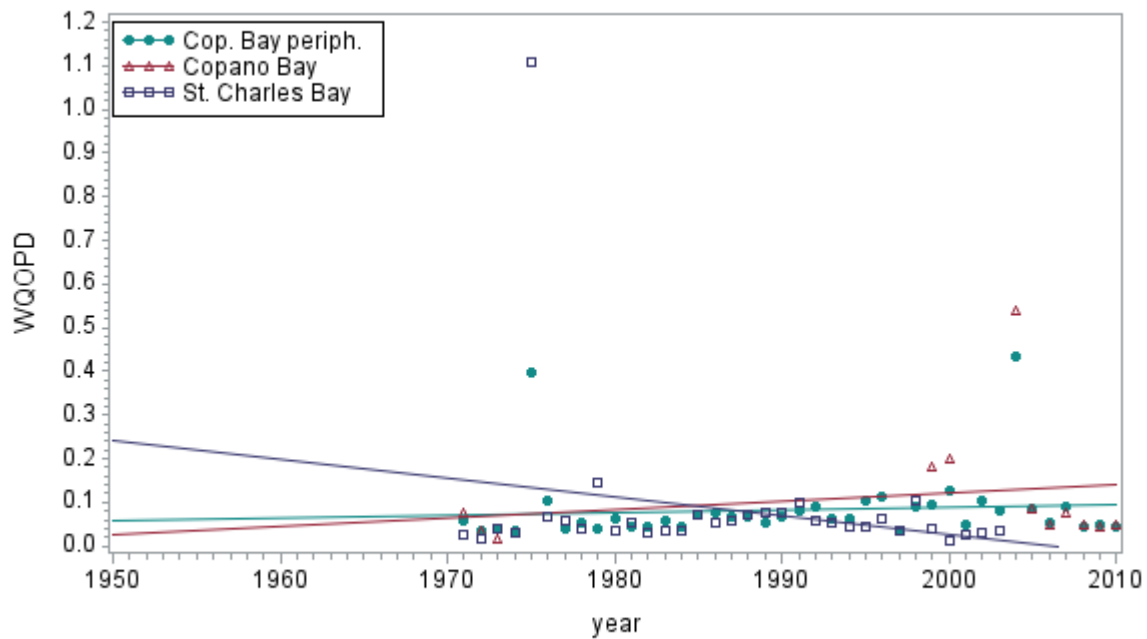
Regression Equations:
 $WQKJLN(AU_Name:Cop_Bay(periph.)) = -5.489329 + 0.003143 \cdot year$
 $WQKJLN(AU_Name:Copano\ Bay) = 0.472297 + 0.000096 \cdot year$
 $WQKJLN(AU_Name:St.\ Charles\ Bay) = 6.70018 - 0.003016 \cdot year$



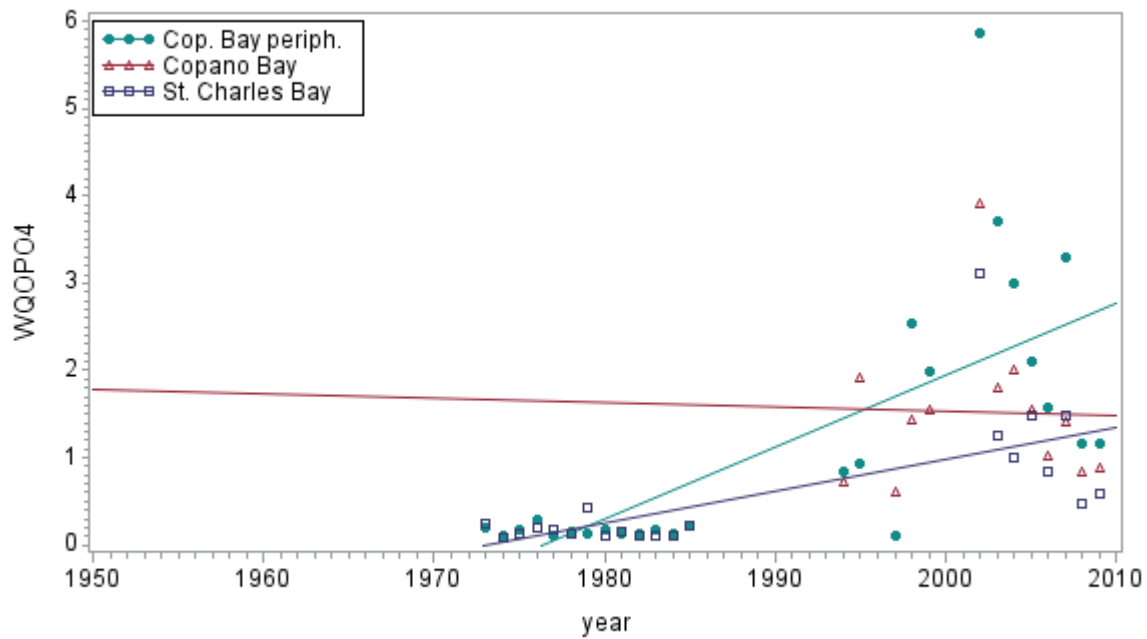
Regression Equations:
 $WQNO2N(AU_Name:Cop_Bay(periph.)) = -19.47657 + 0.009867 \cdot year$
 $WQNO2N(AU_Name:Copano\ Bay) = 27.1826 - 0.013507 \cdot year$
 $WQNO2N(AU_Name:St.\ Charles\ Bay) = -0.126876 + 0.000071 \cdot year$



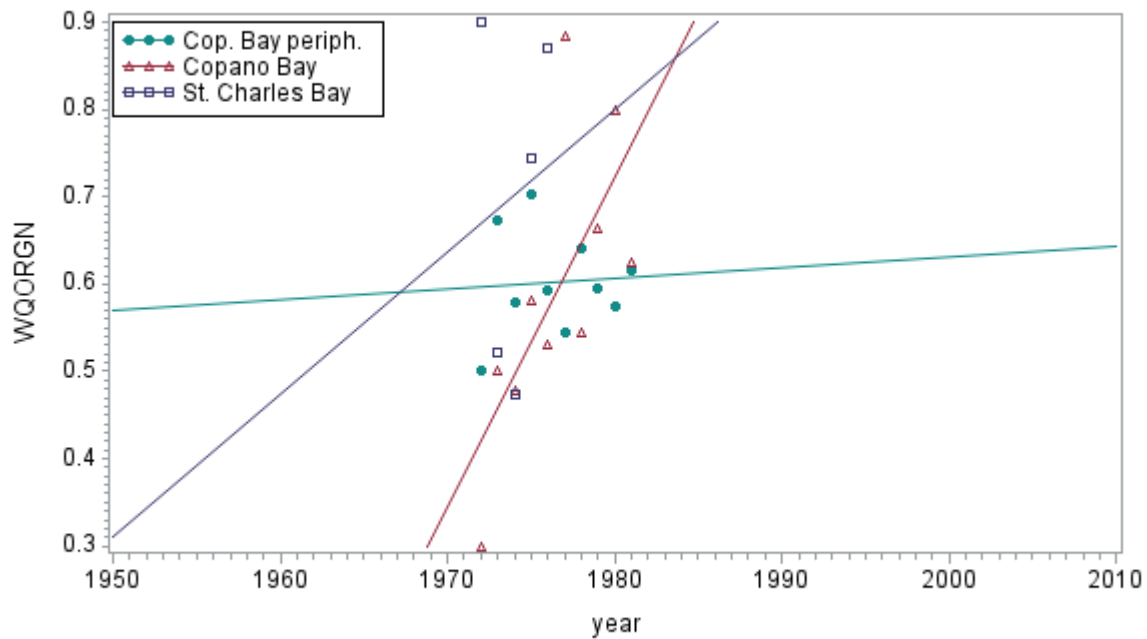
Regression Equation:
 $WQNO3N(AU_Name:Cop_Bay(periph.)) = 10.09159 - 0.004916 \cdot year$
 $WQNO3N(AU_Name:Copano\ Bay) = 30.10533 - 0.014942 \cdot year$
 $WQNO3N(AU_Name:St.\ Charles\ Bay) = 8.637601 - 0.004321 \cdot year$



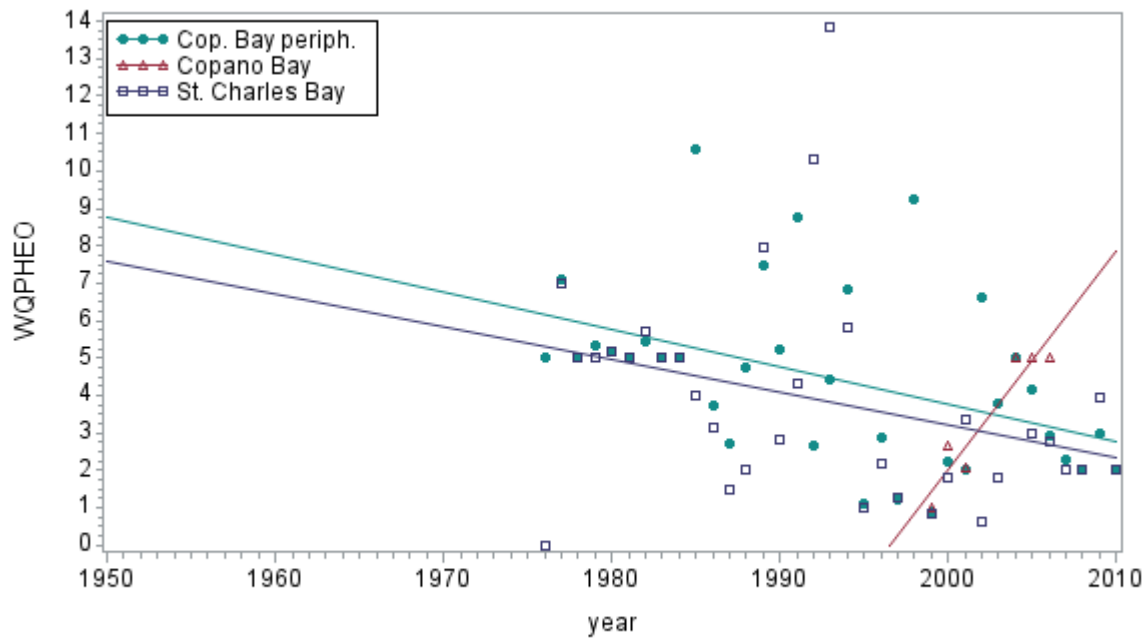
Regression Equation:
 $WQOPD(AU_Name:Cop_Bay(periph.)) = -1.209049 + 0.000649 \cdot year$
 $WQOPD(AU_Name:Copano\ Bay) = -3.740786 + 0.001931 \cdot year$
 $WQOPD(AU_Name:St.\ Charles\ Bay) = 8.601408 - 0.004287 \cdot year$



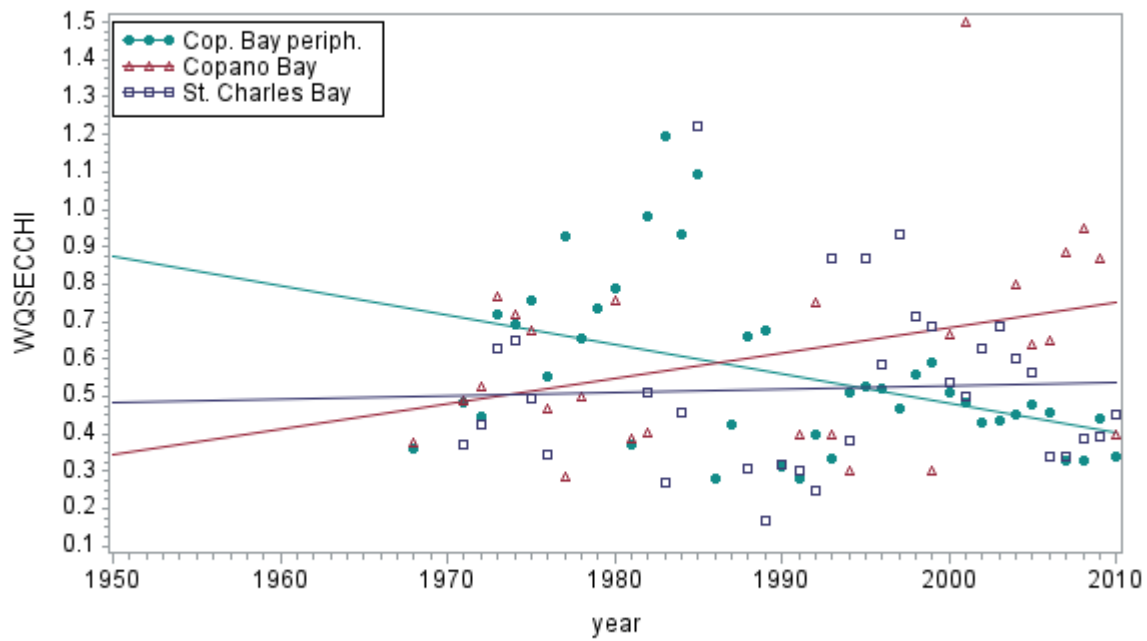
Regression Equations:
 $WQOPO4(AU_Name: Cop. Bay\ periph.) = -161.5165 + 0.081729 \cdot year$
 $WQOPO4(AU_Name: Copano\ Bay) = 11.62576 - 0.005052 \cdot year$
 $WQOPO4(AU_Name: St. Charles\ Bay) = -71.80003 + 0.036394 \cdot year$



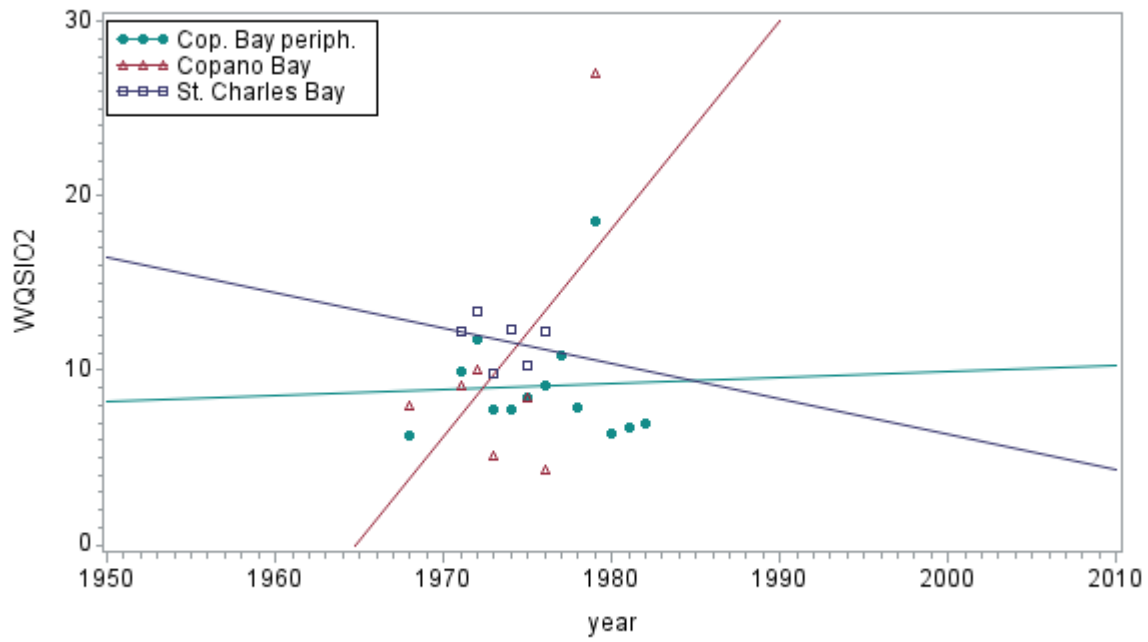
Regression Equations:
 $WQORGN(AU_Name: Cop. Bay\ periph.) = -1.812824 + 0.001222 \cdot year$
 $WQORGN(AU_Name: Copano\ Bay) = -73.68268 + 0.037578 \cdot year$
 $WQORGN(AU_Name: St. Charles\ Bay) = -31.43032 + 0.016278 \cdot year$



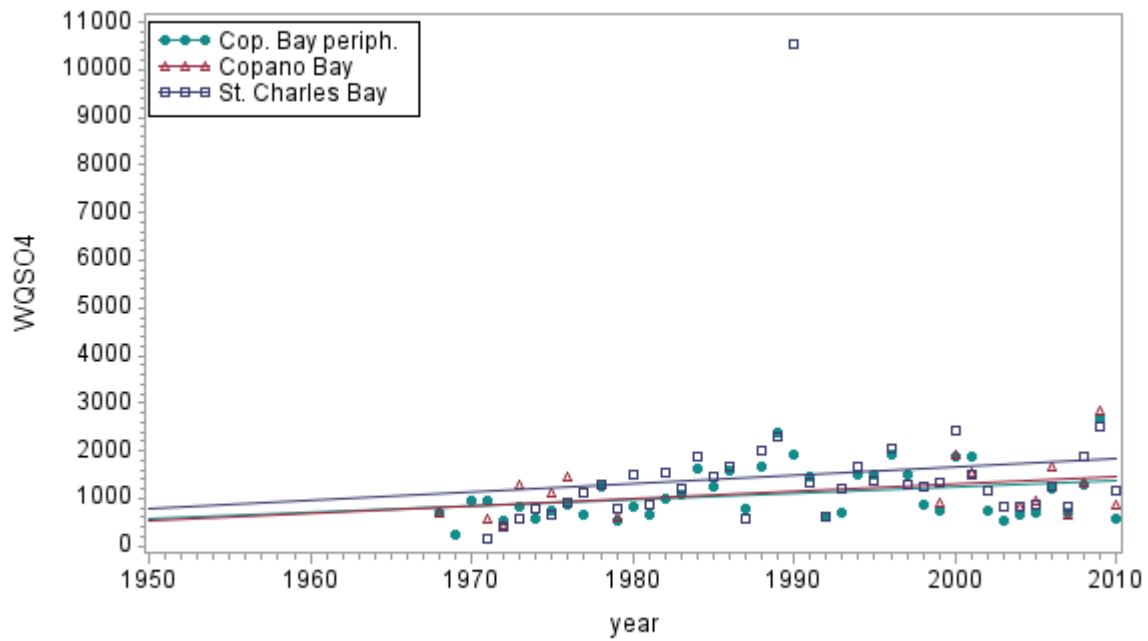
Regression Equations:
 WQPHEO(AU_Name:Cop. Bay(periph.)) = 204.1609 - 0.100197*year
 WQPHEO(AU_Name:Copano Bay) = -1162.639 + 0.562323*year
 WQPHEO(AU_Name:St. Charles Bay) = 177.7549 - 0.067279*year



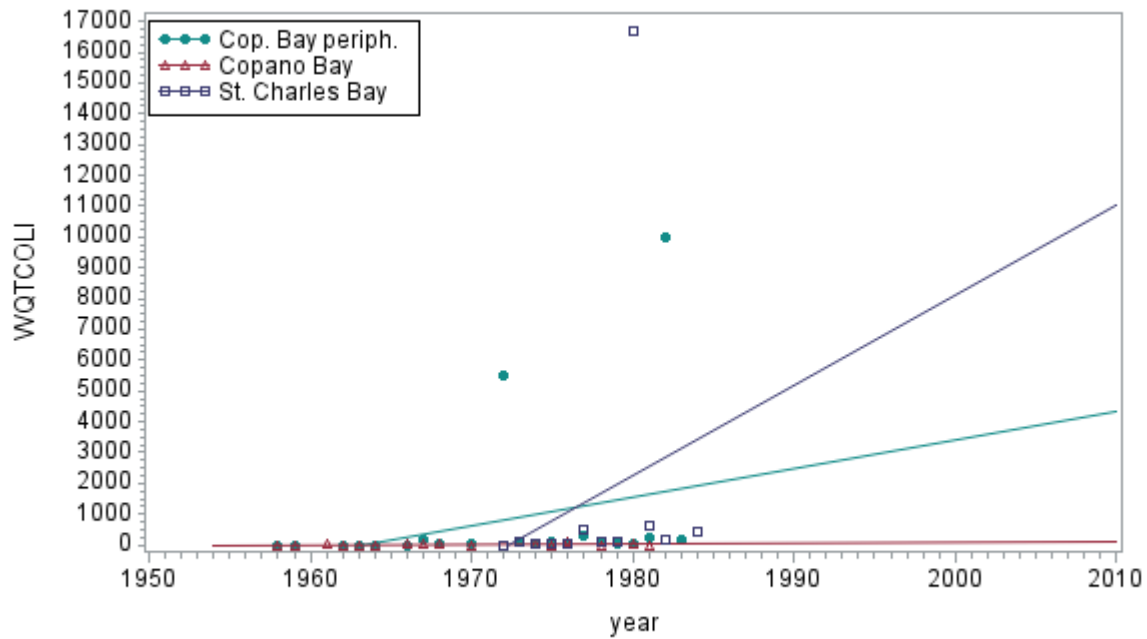
Regression Equations:
 WQSECCHI(AU_Name:Cop. Bay(periph.)) = 16.21137 - 0.007866*year
 WQSECCHI(AU_Name:Copano Bay) = -12.85778 + 0.006769*year
 WQSECCHI(AU_Name:St. Charles Bay) = -1.208806 + 0.000868*year



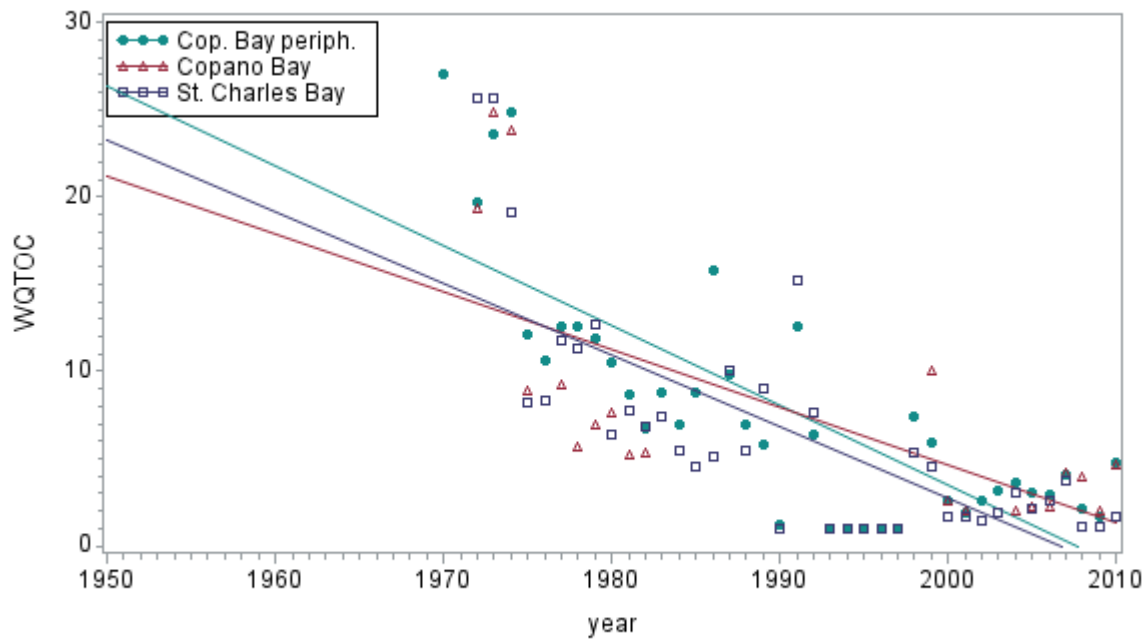
Regression Equation:
 WQSI02(AU-Name: Cop. Bay periph.) = -57.52643 + 0.033709*year
 WQSI02(AU-Name: Copano Bay) = -2344.03 + 1.19301*year
 WQSI02(AU-Name: St. Charles Bay) = 414.2109 - 0.203952*year



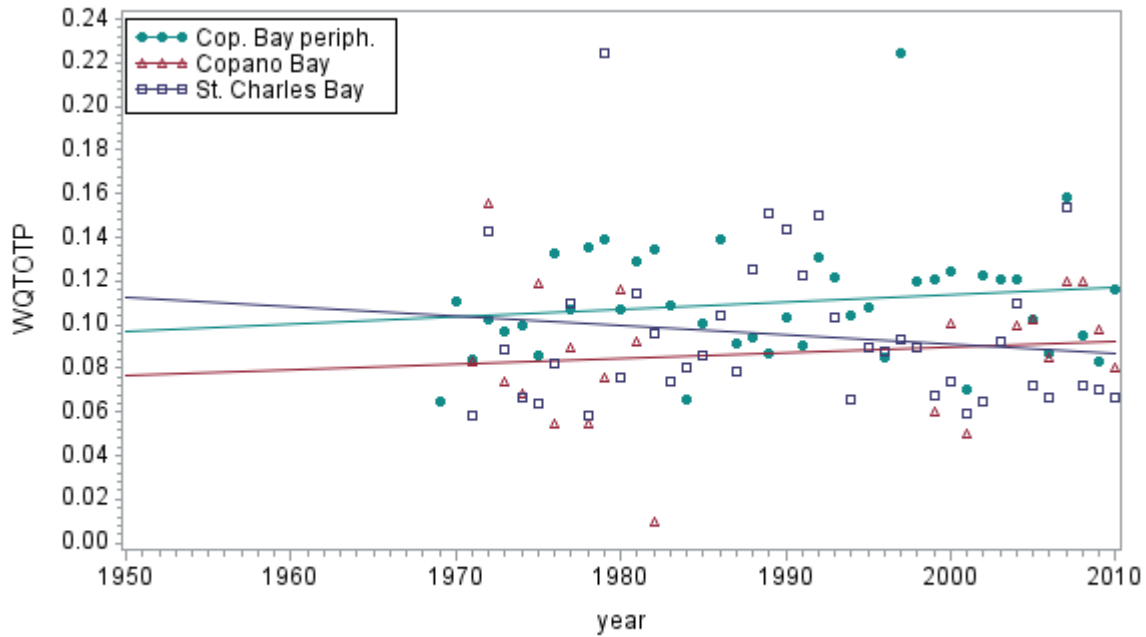
Regression Equation:
 WQSO4(AU-Name: Cop. Bay periph.) = -25634.32 + 13.43689*year
 WQSO4(AU-Name: Copano Bay) = -29133.93 + 15.20921*year
 WQSO4(AU-Name: St. Charles Bay) = -32348.28 + 17.00067*year



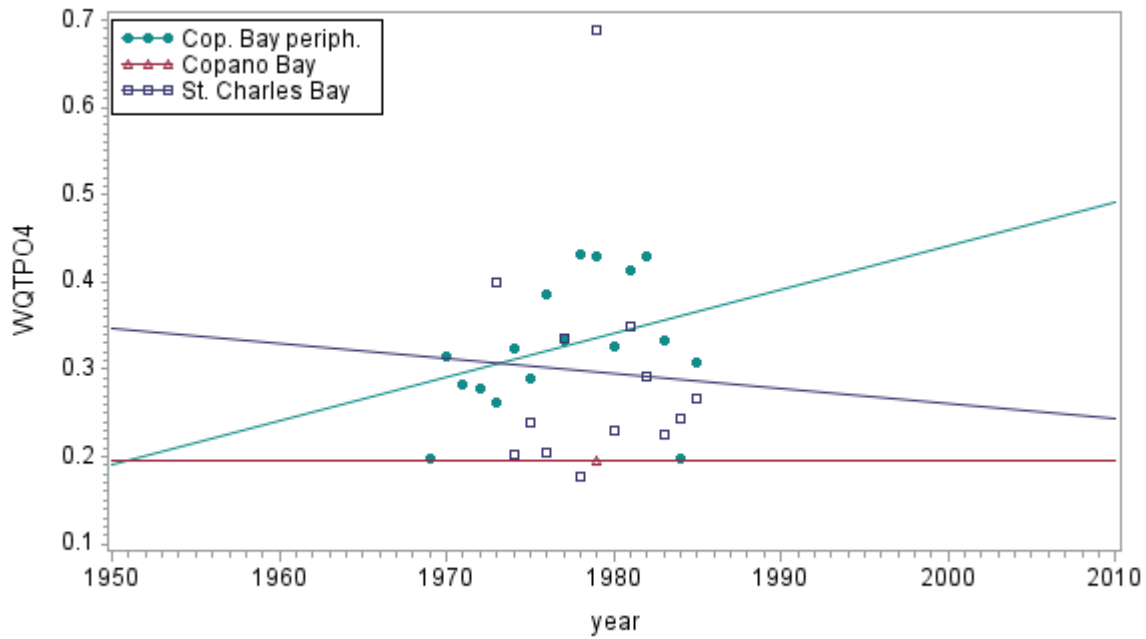
Regression Equation:
 $WQTCOLI(AU_Name:Cop_Bay\ periph.) = -179894.1 + 91.64292 \cdot year$
 $WQTCOLI(AU_Name:Copano\ Bay) = -2709.063 + 1.386417 \cdot year$
 $WQTCOLI(AU_Name:St\ Charles\ Bay) = -576282.7 + 292.2008 \cdot year$



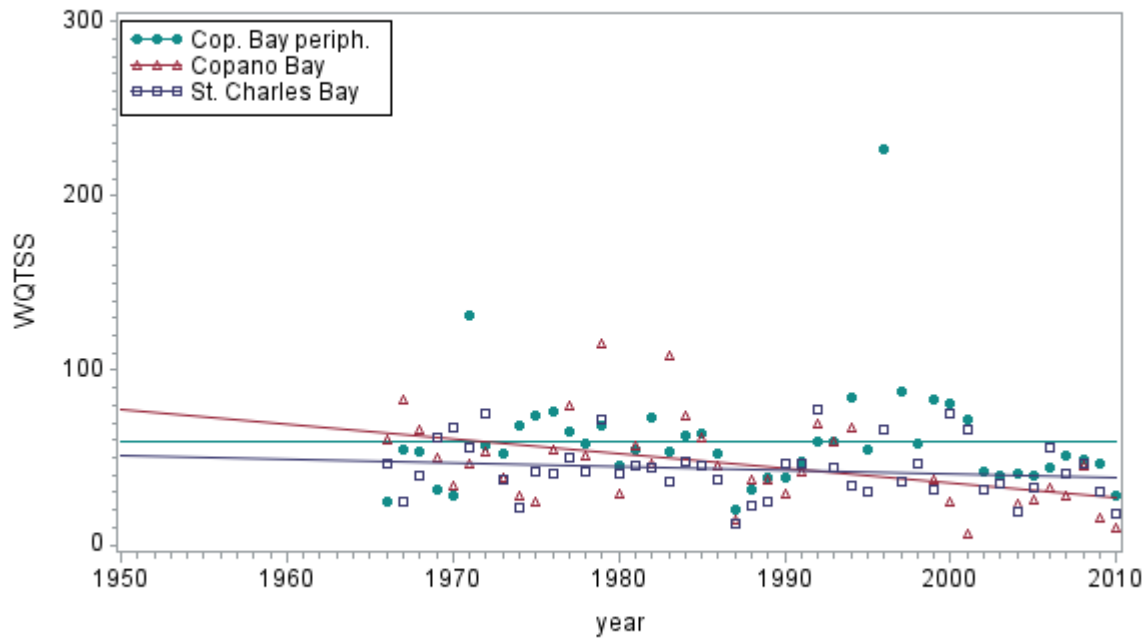
Regression Equation:
 $WQTOC(AU_Name:Cop_Bay\ periph.) = 917.3268 - 0.456901 \cdot year$
 $WQTOC(AU_Name:Copano\ Bay) = 665.49 - 0.33041 \cdot year$
 $WQTOC(AU_Name:St\ Charles\ Bay) = 820.2964 - 0.408758 \cdot year$



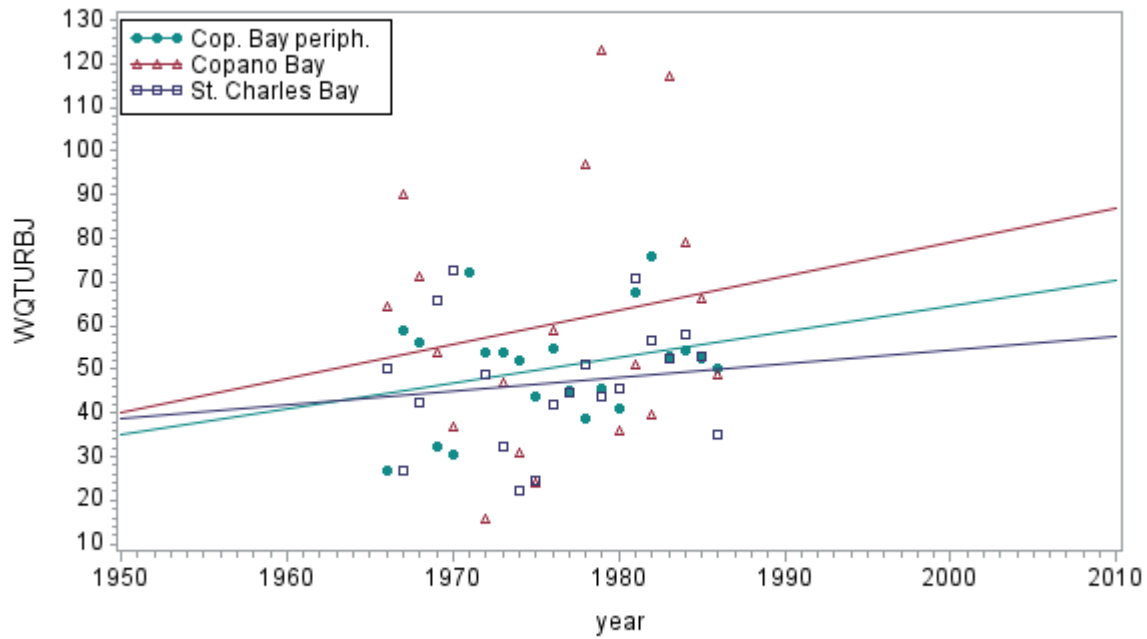
Regression Equations:
 WQTOTP(AU_Name:Cop. Bay(periph.)) = -0.56062 + 0.000337*year
 WQTOTP(AU_Name:Copano Bay) = -0.405924 + 0.000248*year
 WQTOTP(AU_Name:St. Charles Bay) = 0.952895 - 0.000431*year



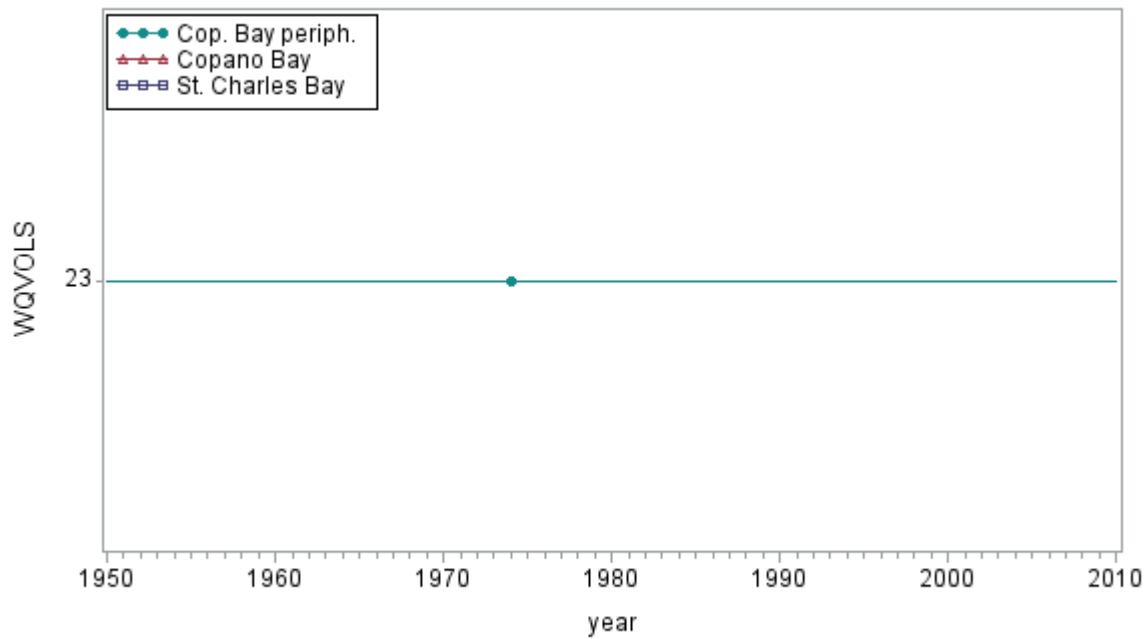
Regression Equations:
 WQTPO4(AU_Name:Cop. Bay(periph.)) = -9.605751 + 0.005024*year
 WQTPO4(AU_Name:Copano Bay) = 0.195 + 0*year
 WQTPO4(AU_Name:St. Charles Bay) = 3.698577 - 0.001719*year



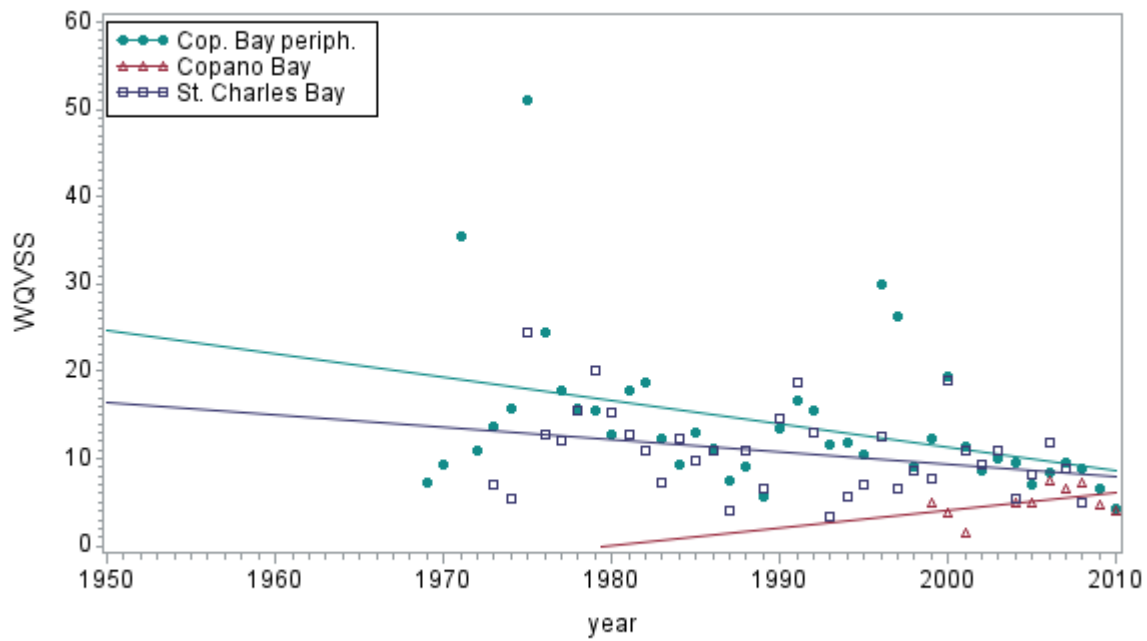
Regression Equation:
 $WQTSS(AU_Name:Cop_Bay\ periph.) = 58.89198 + 0.000296 \cdot year$
 $WQTSS(AU_Name:Copano\ Bay) = 1724.314 - 0.844628 \cdot year$
 $WQTSS(AU_Name:St\ Charles\ Bay) = 480.6496 - 0.220037 \cdot year$



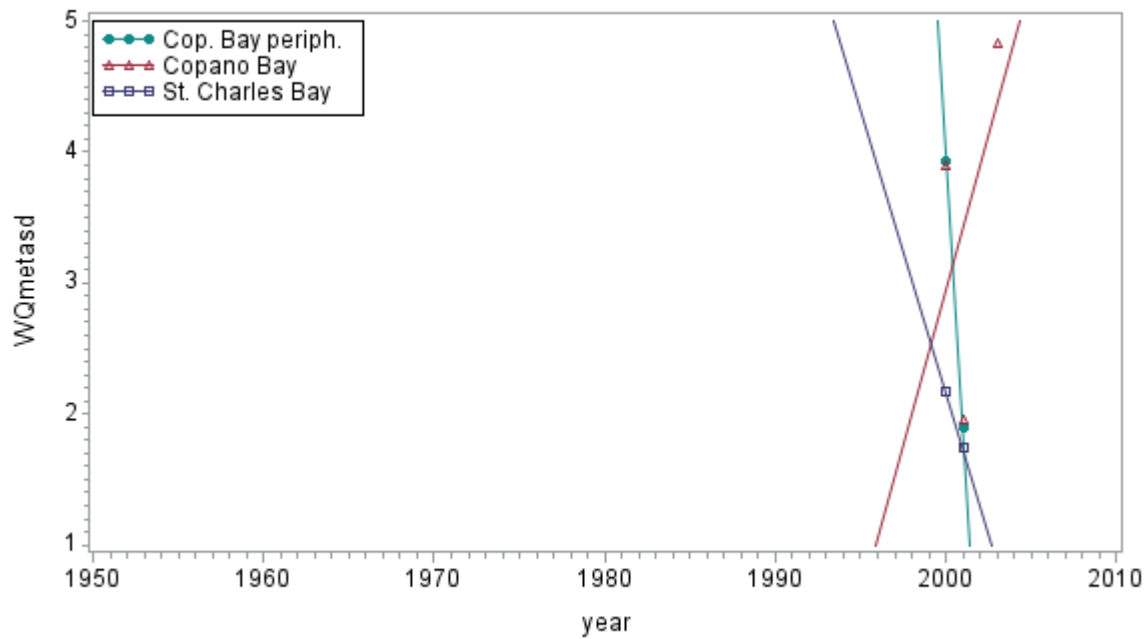
Regression Equation:
 $WQTURBJ(AU_Name:Cop_Bay\ periph.) = -1122.661 + 0.593671 \cdot year$
 $WQTURBJ(AU_Name:Copano\ Bay) = -1486.806 + 0.783014 \cdot year$
 $WQTURBJ(AU_Name:St\ Charles\ Bay) = -574.2278 + 0.314309 \cdot year$



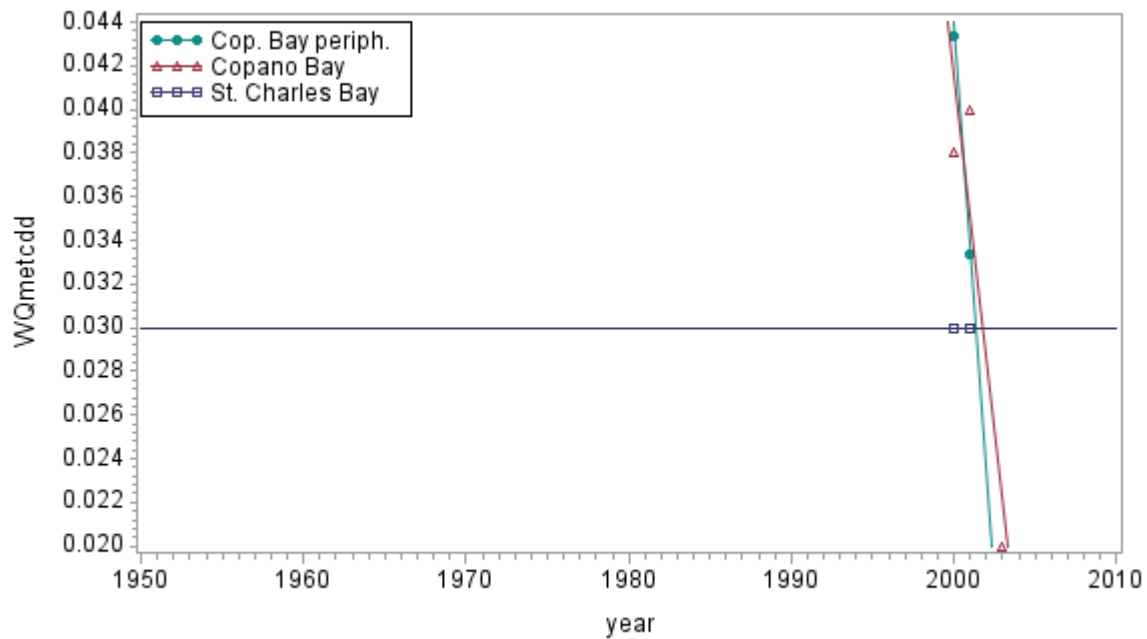
Regression Equation:
 $WQVOLS(AU_Name:Cop_Bay(periph.)) = 23 + 0 \cdot year$
 $WQVOLS(AU_Name:Copano\ Bay) = 0 + 0 \cdot year$
 $WQVOLS(AU_Name:St.\ Charles\ Bay) = 0 + 0 \cdot year$



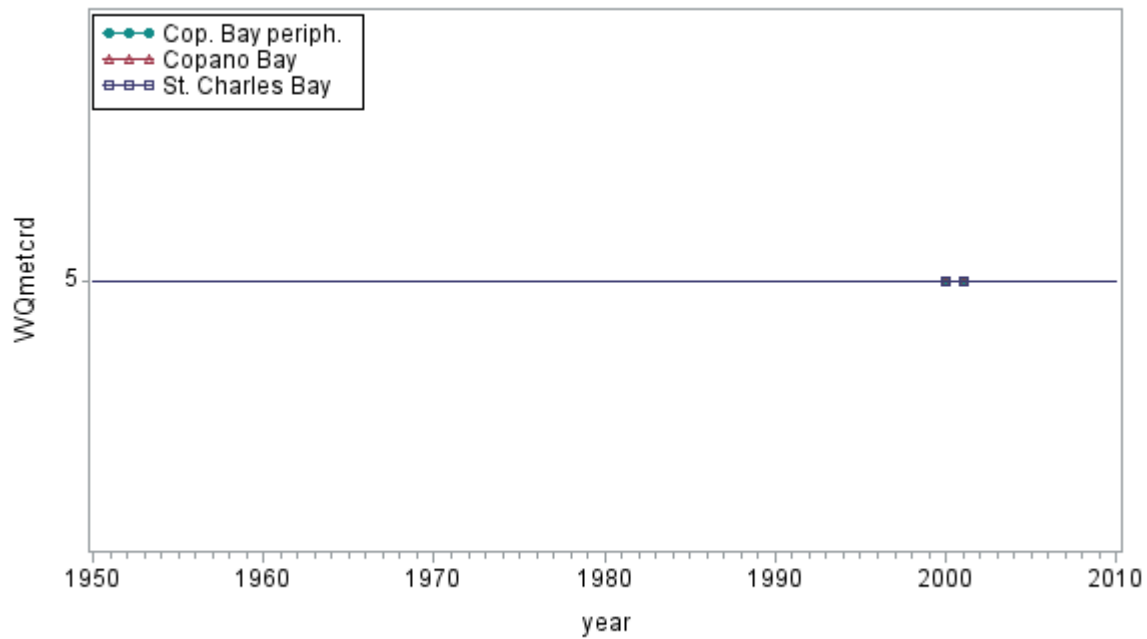
Regression Equation:
 $WQVSS(AU_Name:Cop_Bay(periph.)) = 543.0535 - 0.265847 \cdot year$
 $WQVSS(AU_Name:Copano\ Bay) = -391.8211 + 0.197952 \cdot year$
 $WQVSS(AU_Name:St.\ Charles\ Bay) = 295.6492 - 0.143155 \cdot year$



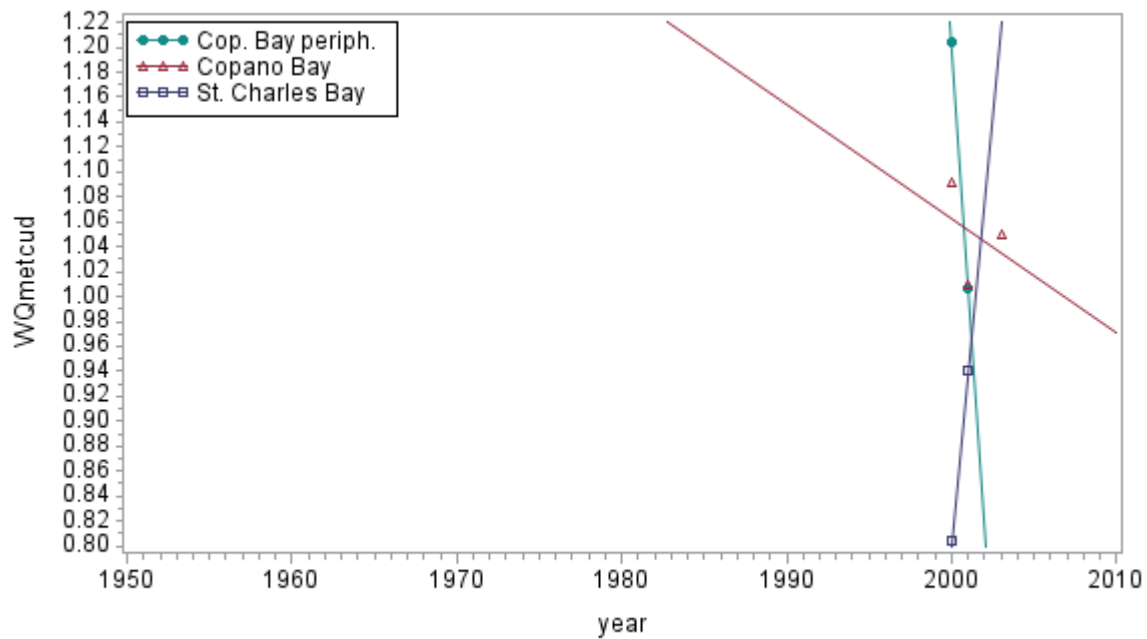
Regression Equation:
 $WQmetasd(AU_Name.Cop_Bay.periph.) = 4090.6 - 2.04333 \cdot year$
 $WQmetasd(AU_Name.Copano.Bay) = -347.5675 + 0.47525 \cdot year$
 $WQmetasd(AU_Name.St.Charles.Bay) = 862.17 - 0.43 \cdot year$



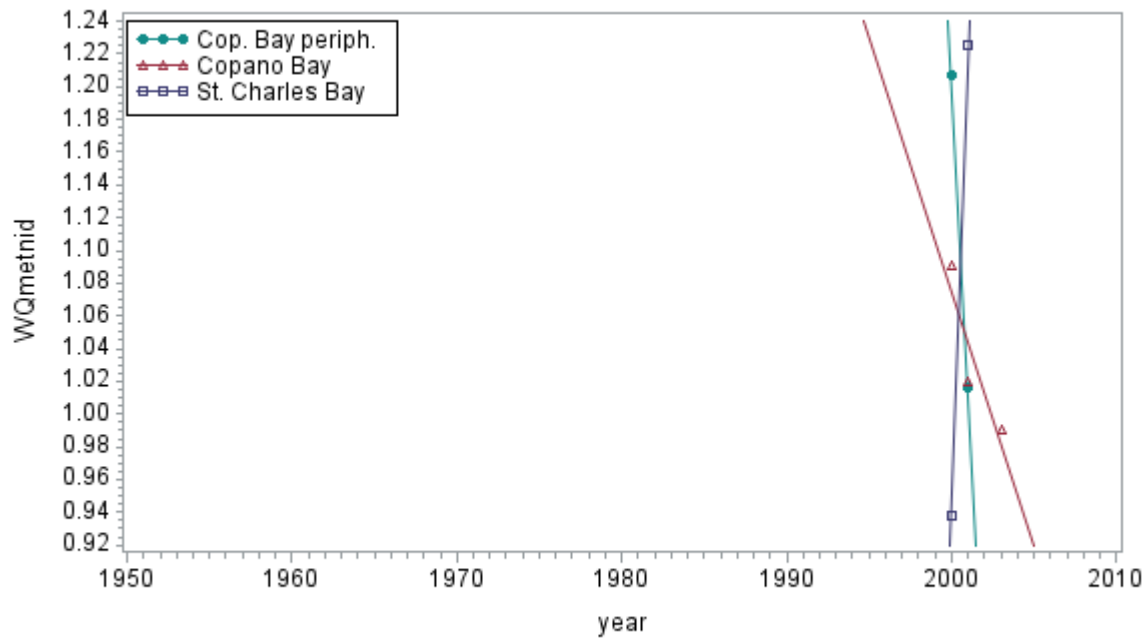
Regression Equation:
 $WQmetcdd(AU_Name.Cop_Bay.periph.) = 20.04333 - 0.01 \cdot year$
 $WQmetcdd(AU_Name.Copano.Bay) = 13.18429 - 0.00657 \cdot year$
 $WQmetcdd(AU_Name.St.Charles.Bay) = 0.03 + 0 \cdot year$



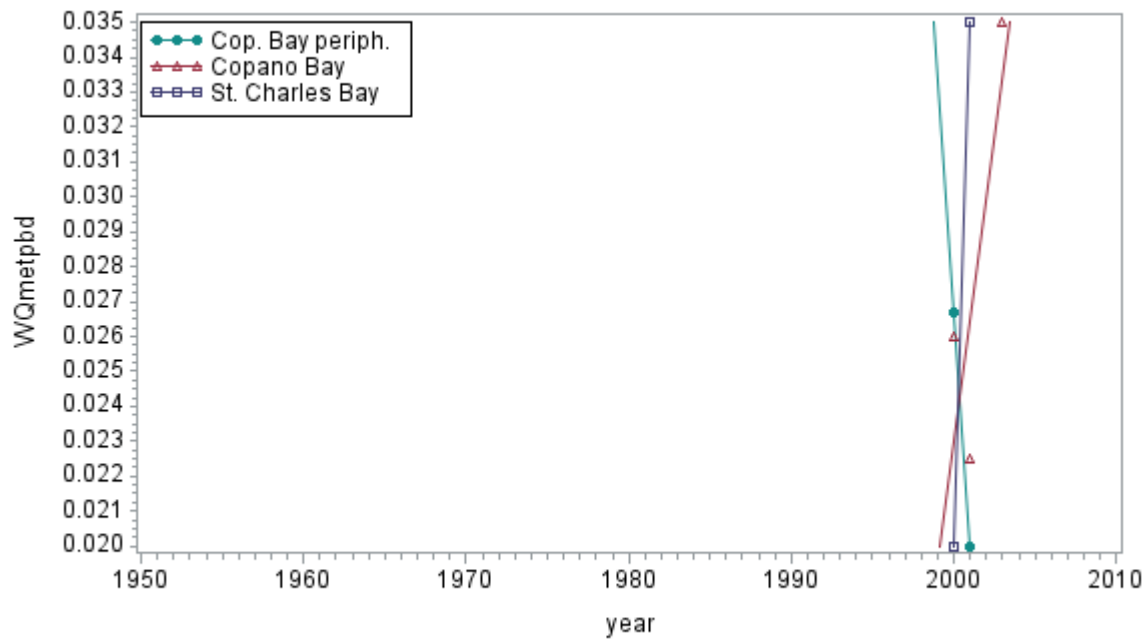
Regression Equation:
 $WQmetcrd(AU_Name:Cop_Bay\ periph.) = 5 + 0 \cdot year$
 $WQmetcrd(AU_Name:Copano\ Bay) = 5 + 0 \cdot year$
 $WQmetcrd(AU_Name:St\ Charles\ Bay) = 5 + 0 \cdot year$



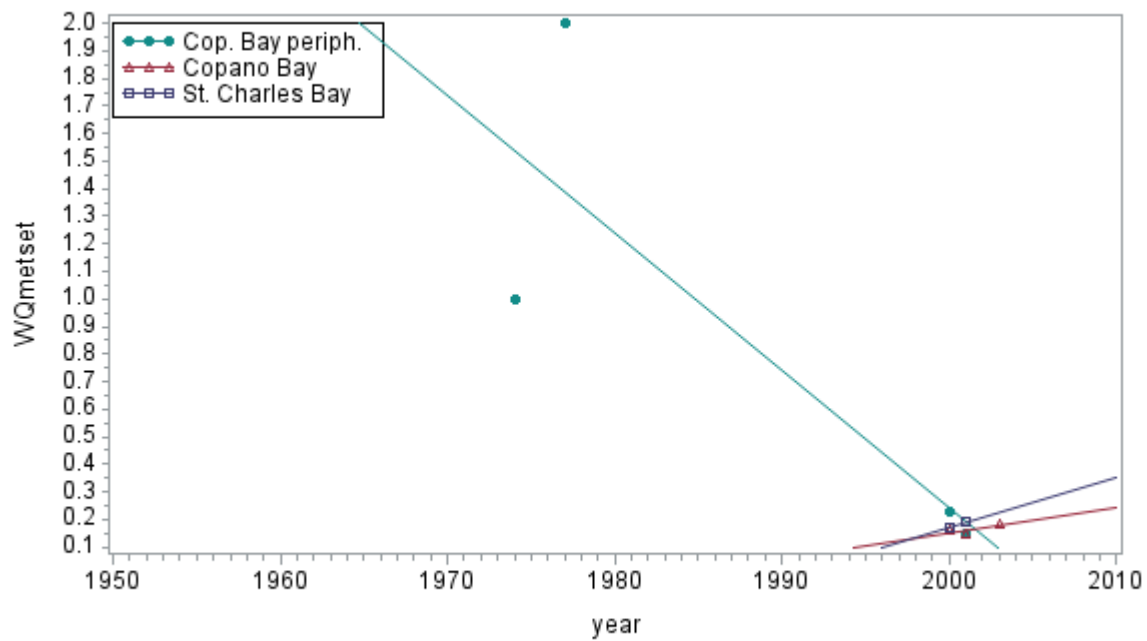
Regression Equation:
 $WQmetcud(AU_Name:Cop_Bay\ periph.) = 394.5367 - 0.196667 \cdot year$
 $WQmetcud(AU_Name:Copano\ Bay) = 19.34857 - 0.009143 \cdot year$
 $WQmetcud(AU_Name:St\ Charles\ Bay) = -271.196 + 0.136 \cdot year$



Regression Equation:
 $WQmetmid(AU_Name:Cop. Bay(periph.)) = 381.2067 - 0.19 \cdot year$
 $WQmetmid(AU_Name:Copano Bay) = 62.88429 - 0.030905 \cdot year$
 $WQmetmid(AU_Name:St. Charles Bay) = -573.062 + 0.287 \cdot year$

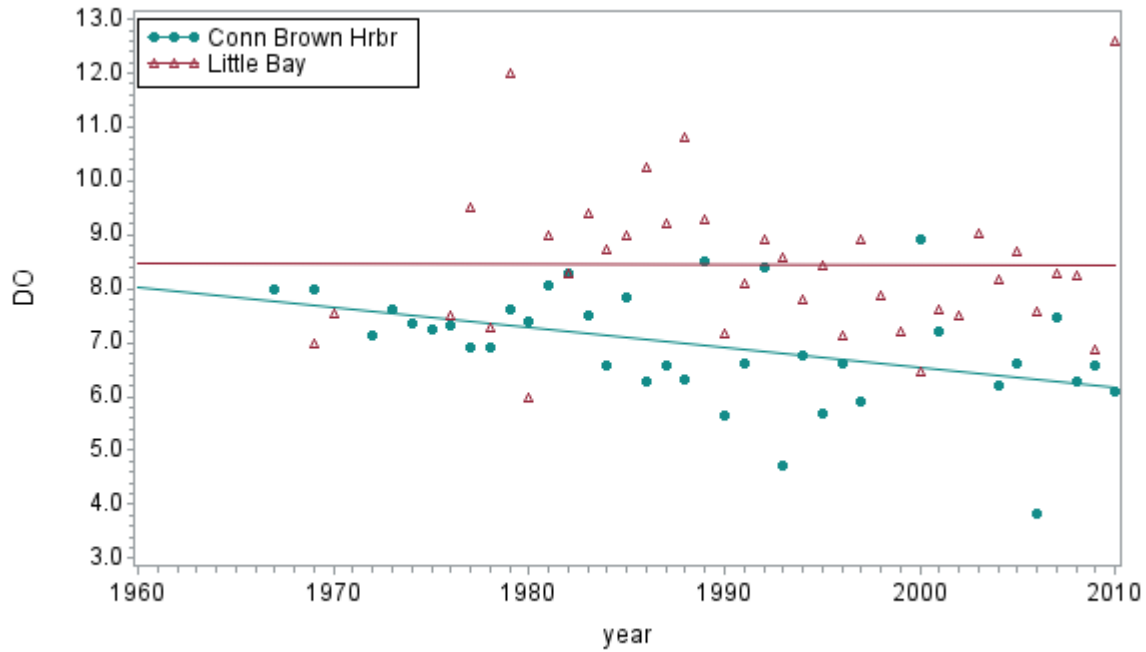


Regression Equation:
 $WQmetpbd(AU_Name:Cop. Bay(periph.)) = 13.36 - 0.006667 \cdot year$
 $WQmetpbd(AU_Name:Copano Bay) = -6.905357 + 0.003464 \cdot year$
 $WQmetpbd(AU_Name:St. Charles Bay) = -29.98 + 0.015 \cdot year$

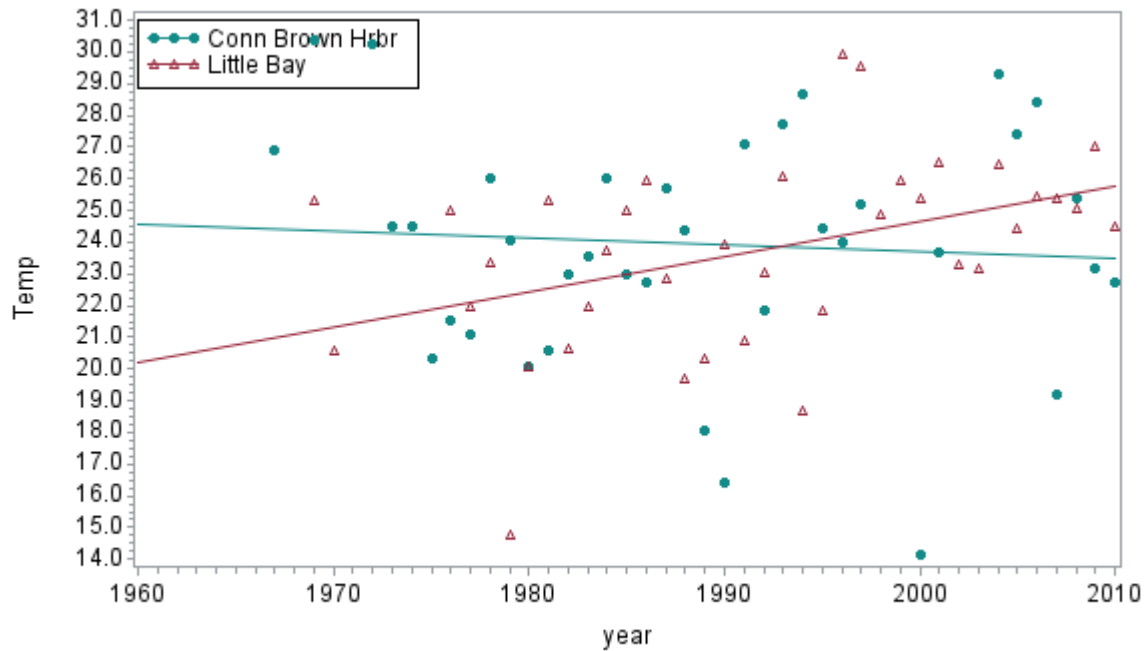


Regression Equation:
 $WQmetset(AU_Name:Cop. Bay(periph.)) = 99.84363 - 0.049799 \cdot year$
 $WQmetset(AU_Name:Copano Bay) = -18.37071 + 0.009262 \cdot year$
 $WQmetset(AU_Name:St. Charles Bay) = -35.828 + 0.018 \cdot year$

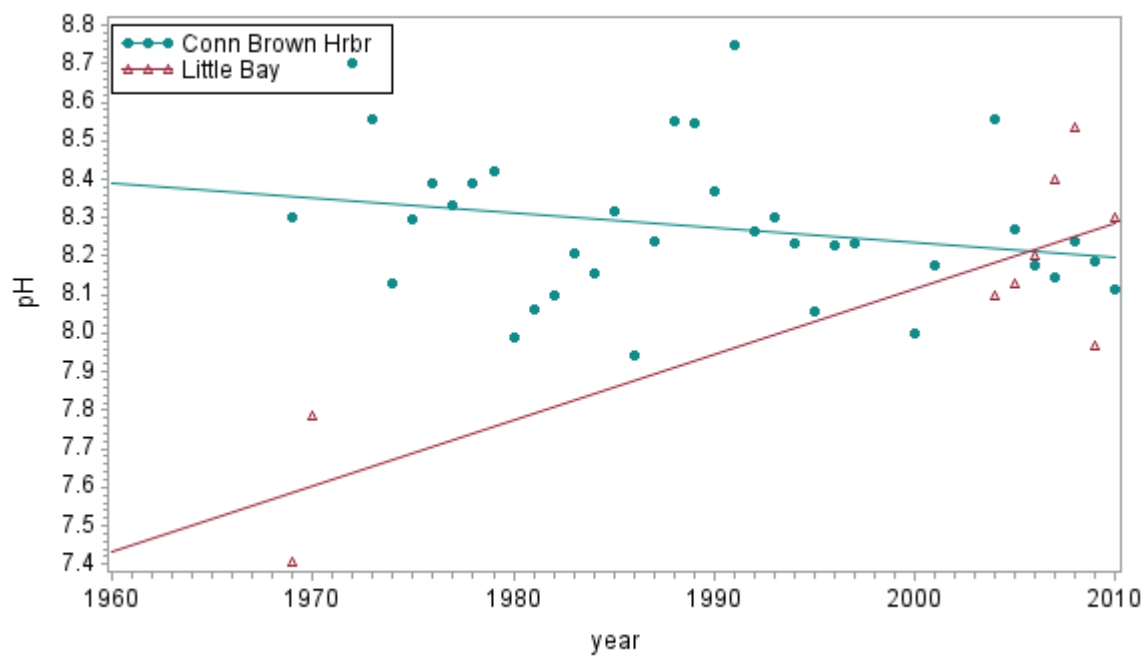
WQ7: Little Bay and Conn Brown Harbor



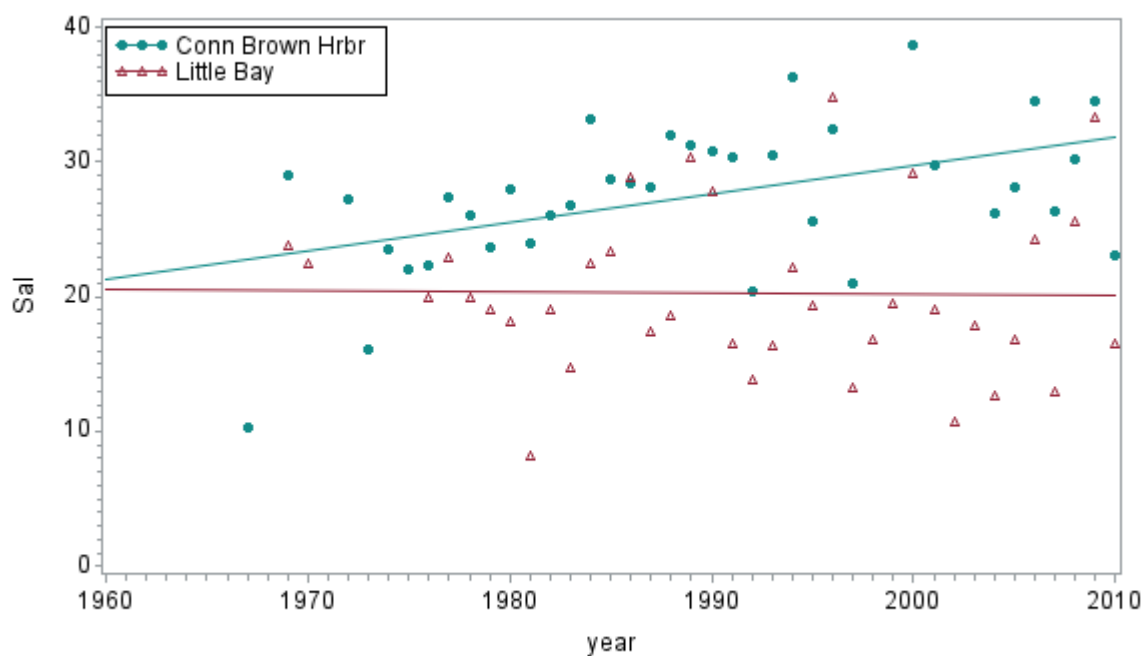
Regression Equation:
 DO(AU_Name:Conn Brown Hbr) = 80.94365 - 0.031208*year
 DO(AU_Name:Little Bay) = 9.879955 - 0.000727*year



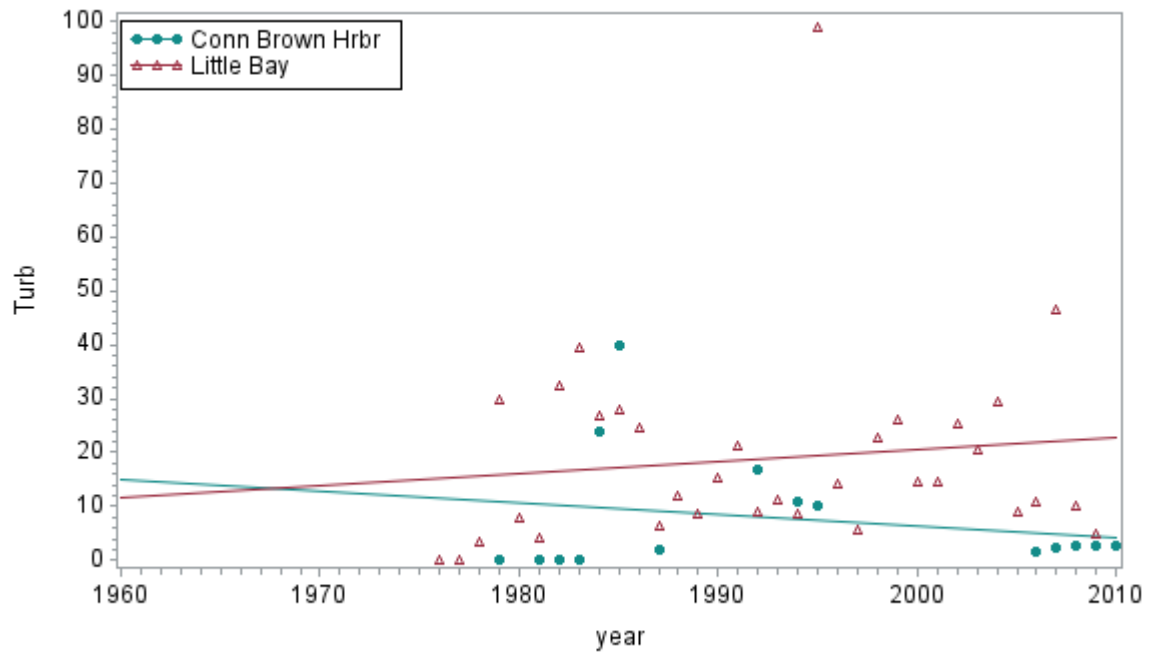
Regression Equation:
 Temp(AU_Name:Conn Brown Hbr) = 66.76553 - 0.021541*year
 Temp(AU_Name:Little Bay) = -198.6903 + 0.111677*year



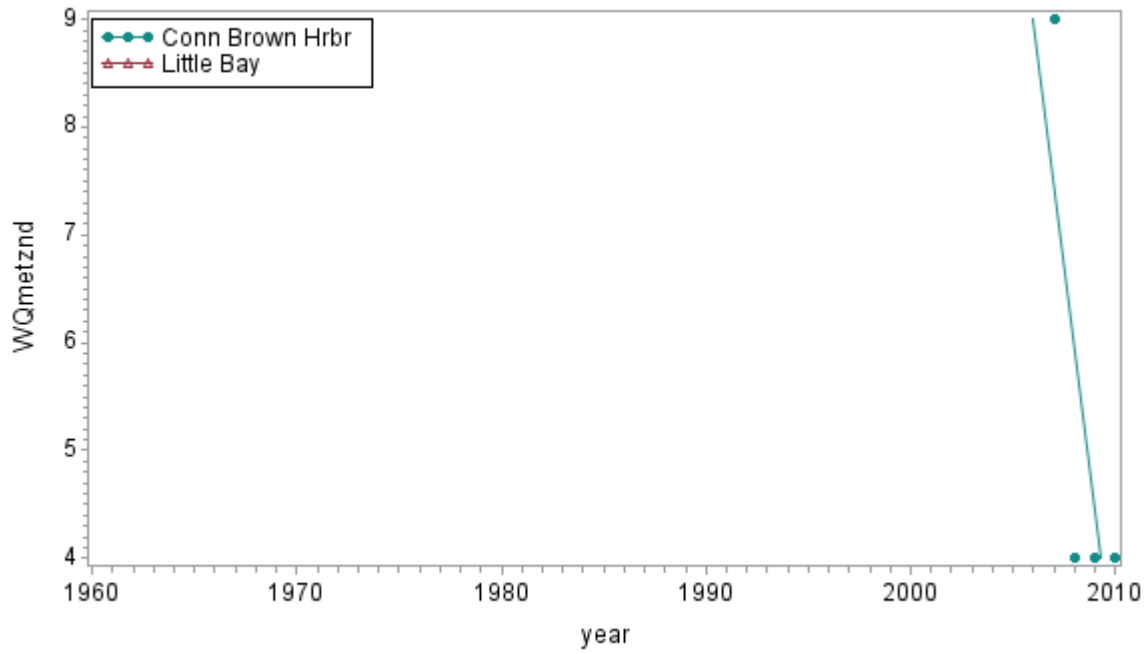
Regression Equation:
 pH(AU_Name:Conn Brown Hrbr) = 15.93521 - 0.00385*year
 pH(AU_Name:Little Bay) = -25.11148 + 0.017113*year



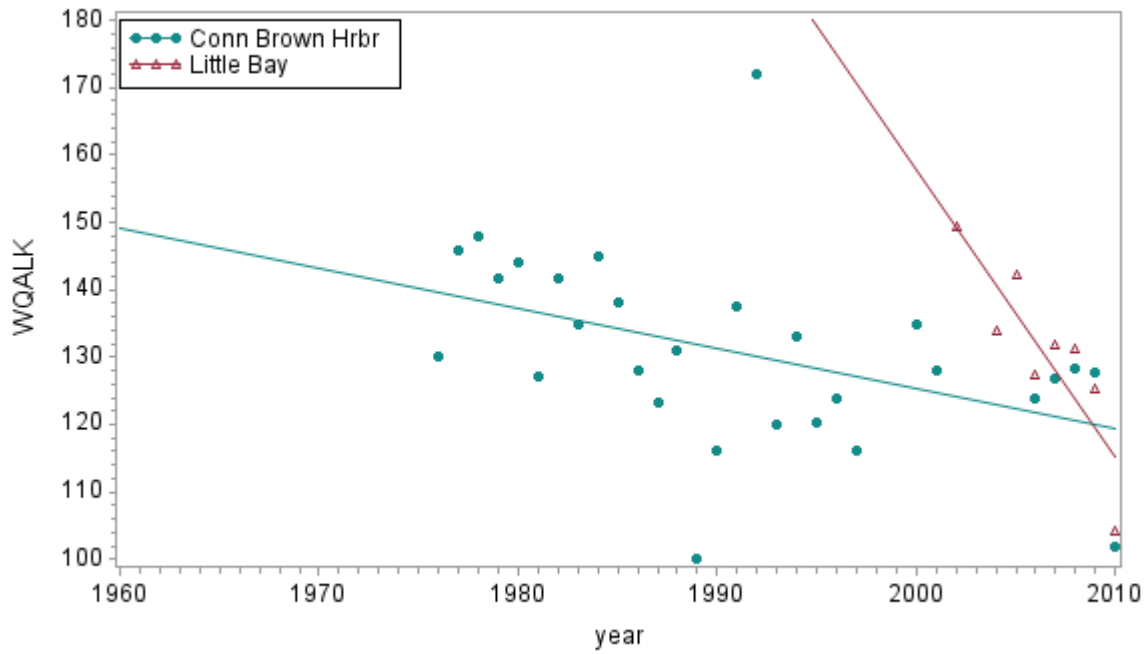
Regression Equation:
 Sal(AU_Name:Conn Brown Hrbr) = -391.2856 + 0.210518*year
 Sal(AU_Name:Little Bay) = 42.90147 - 0.011368*year



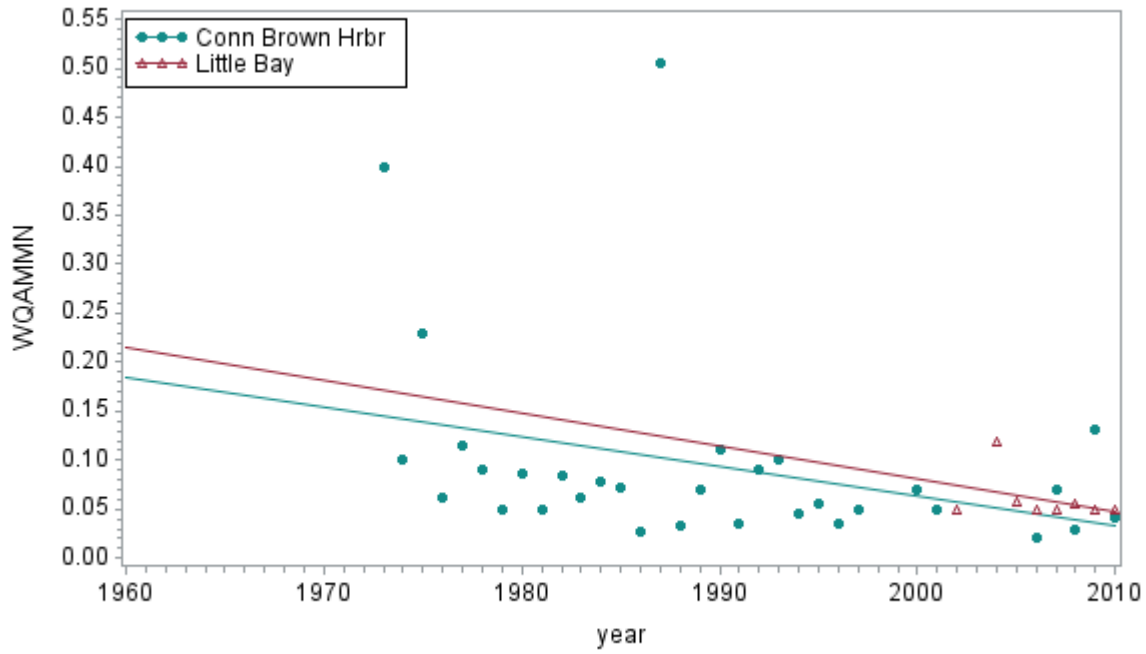
Regression Equation:
 Turb(AU_Name:Conn Brown Hbr) = 434.2178 - 0.213932*year
 Turb(AU_Name:Little Bay) = -416.7451 + 0.218645*year



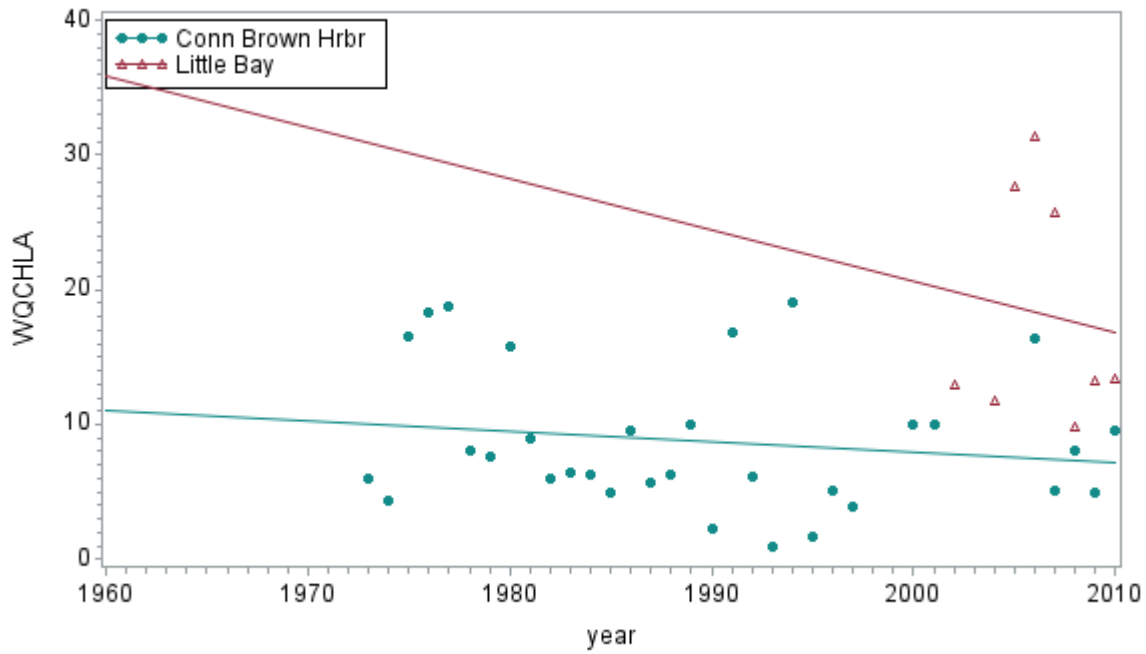
Regression Equation:
 WQmetznd(AU Name:Conn Brown Hrbr) = 3018 - 1.5*year
 WQmetznd(AU Name:Little Bay) = 0 + 0*year



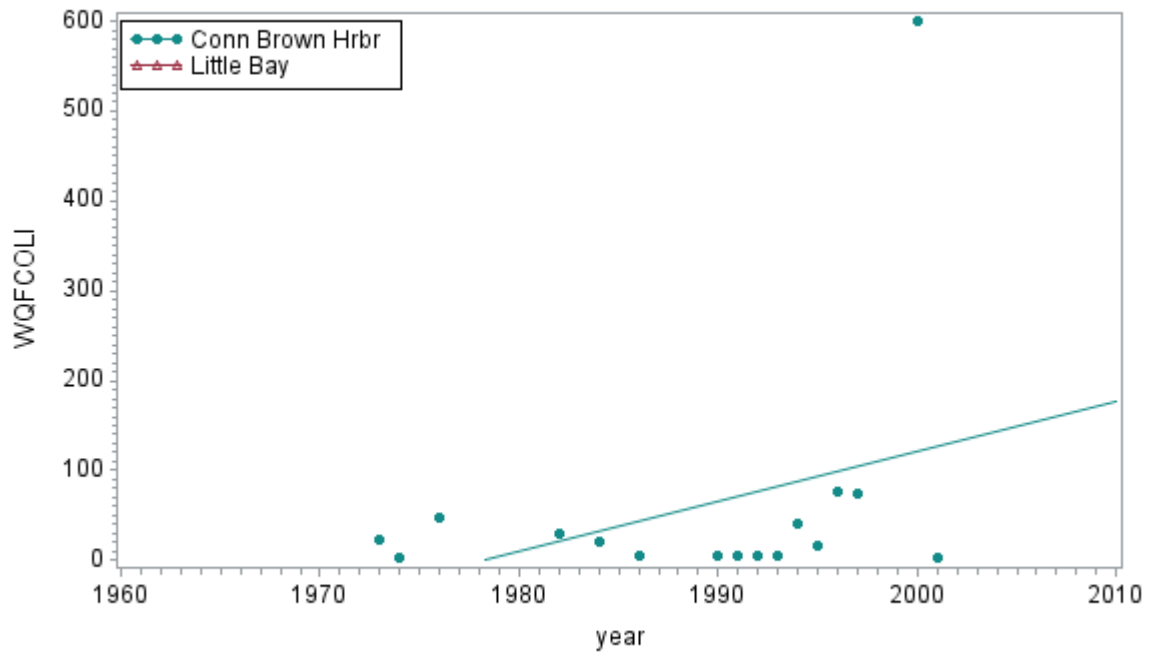
Regression Equation:
 WQALK(AU Name:Conn Brown Hrbr) = 1311.876 - 0.593219*year
 WQALK(AU Name:Little Bay) = 8693.802 - 4.26792*year



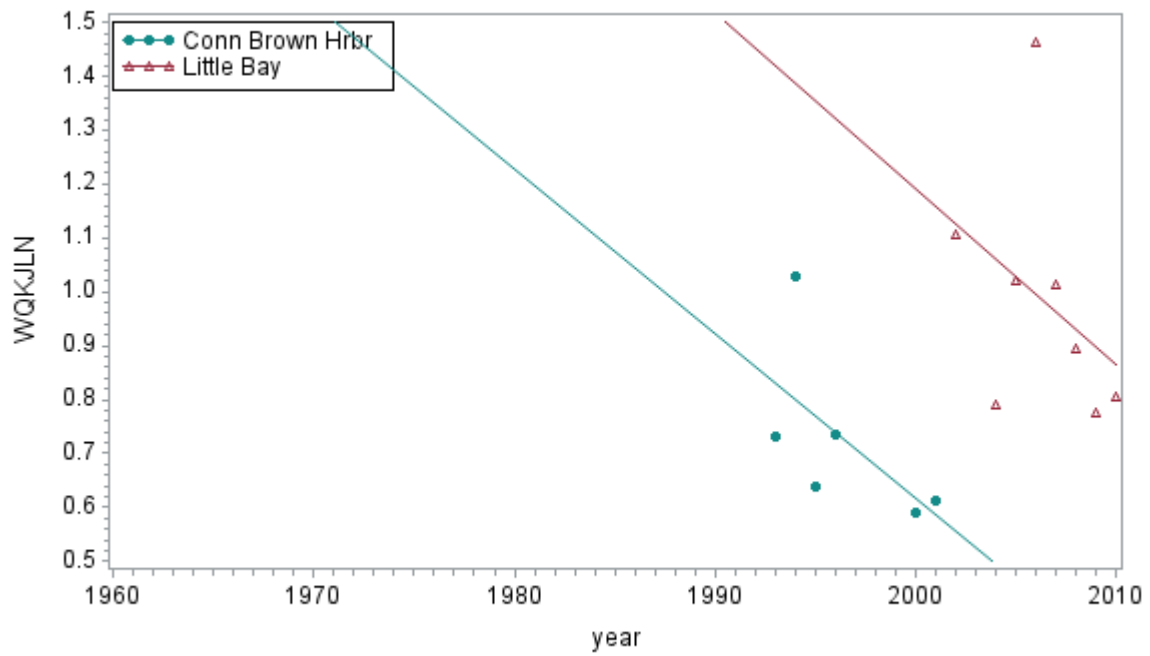
Regression Equation:
 WQAMMN(AU_Name:Conn Brown Hrbr) = 6.056714 - 0.002996*year
 WQAMMN(AU_Name:Little Bay) = 6.755205 - 0.003337*year



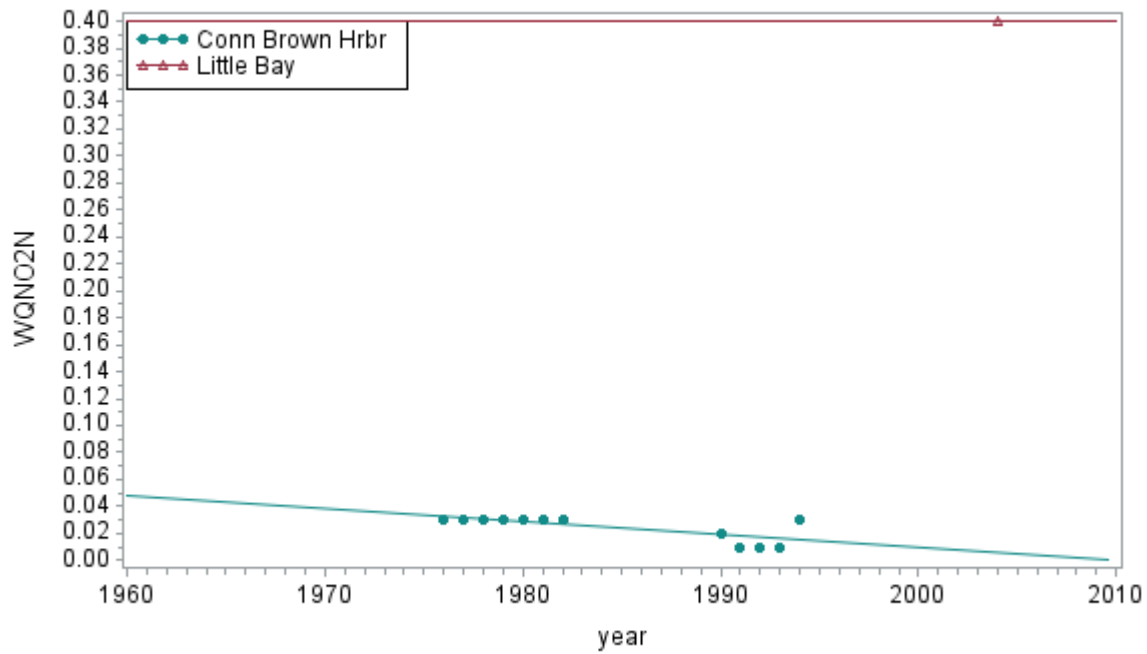
Regression Equation:
 WQCHLA(AU_Name:Conn Brown Hrbr) = 160.1949 - 0.076127*year
 WQCHLA(AU_Name:Little Bay) = 782.528 - 0.380919*year



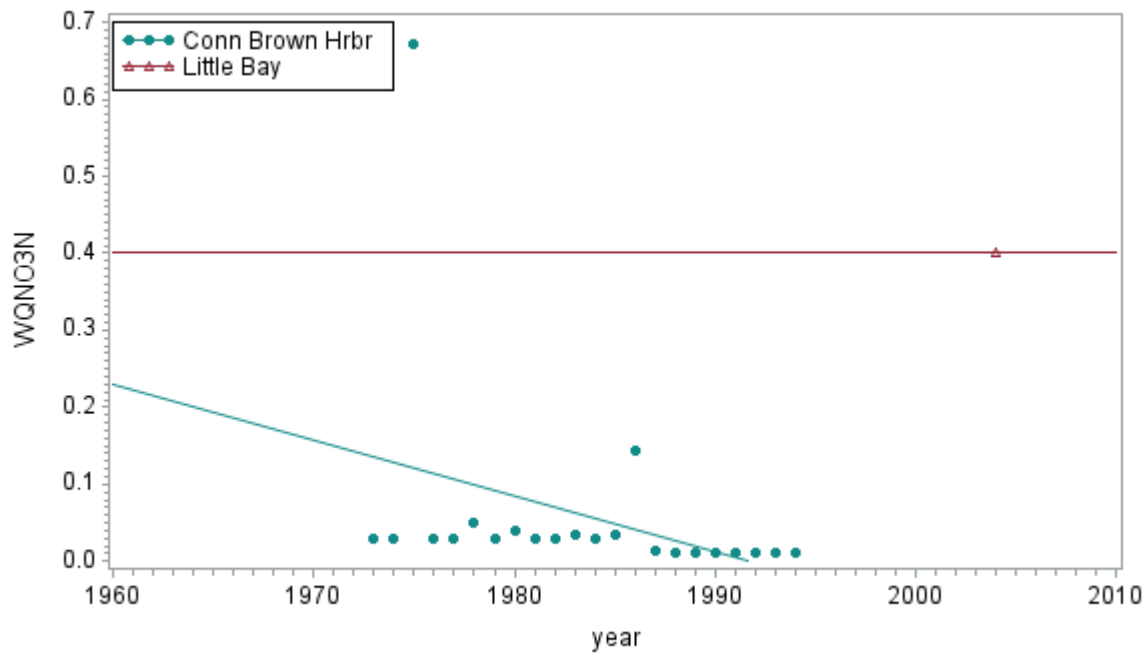
Regression Equation:
 WQFCOLI(AU_Name:Conn Brown Hrbr) = -11086.91 + 5.604322*year
 WQFCOLI(AU_Name:Little Bay) = 0 + 0*year



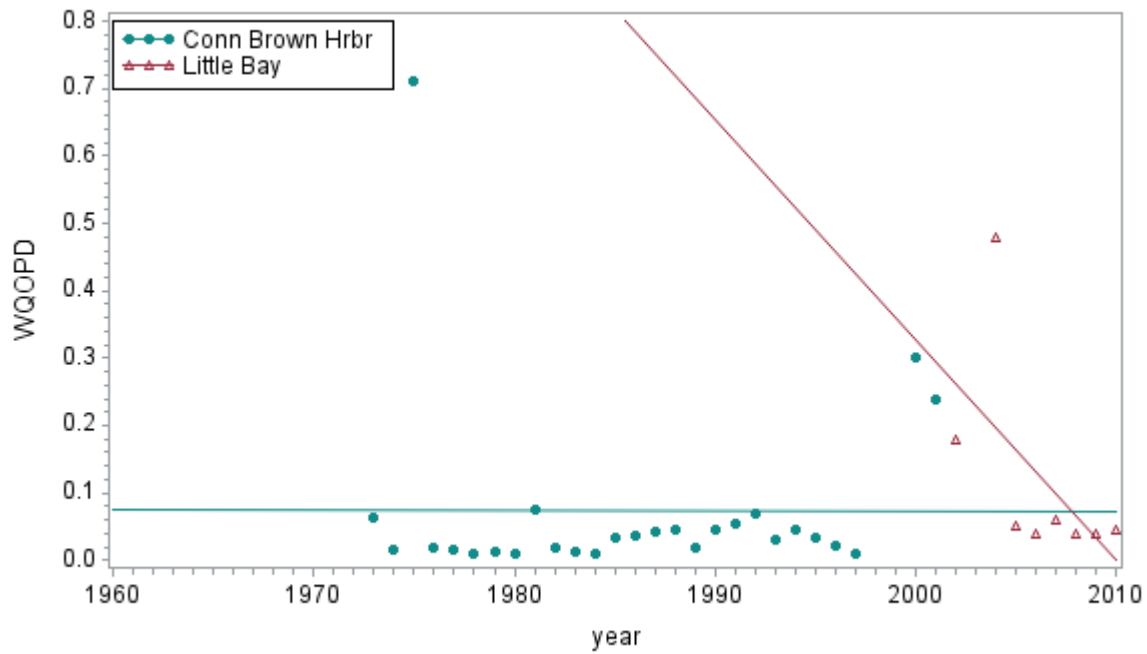
Regression Equation:
 WQKJLN(AU_Name:Conn Brown Hrbr) = 61.64429 - 0.030514*year
 WQKJLN(AU_Name:Little Bay) = 66.46032 - 0.032635*year



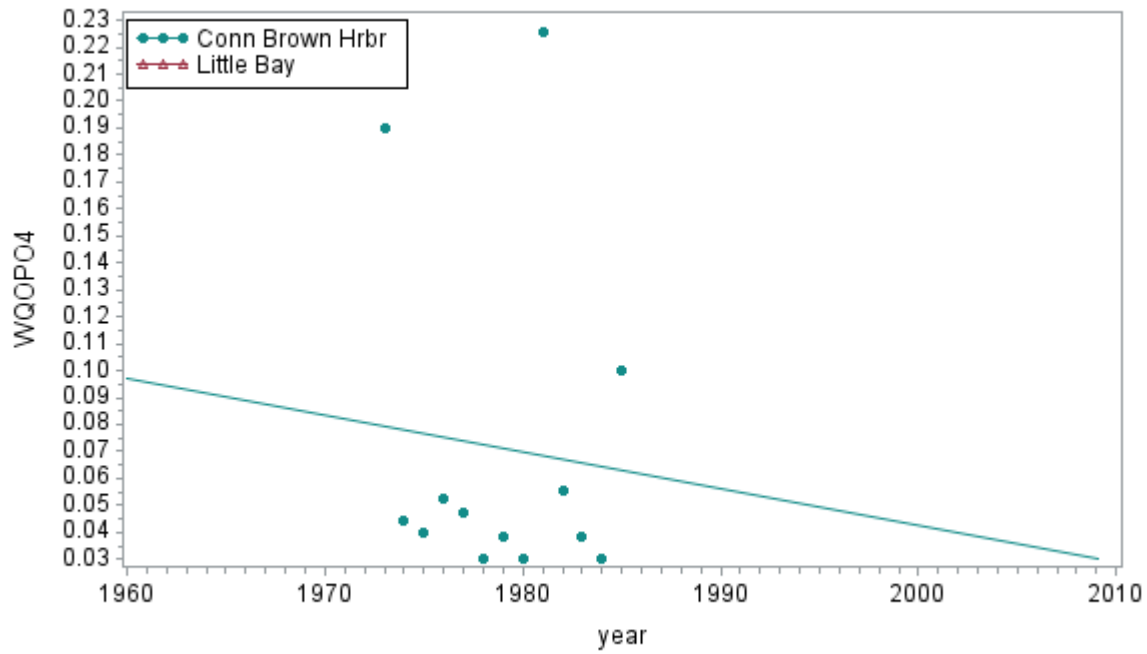
Regression Equation:
 WQNO2N(AU Name:Conn Brown Hrbr) = 1.933518 - 0.000962*year
 WQNO2N(AU Name:Little Bay) = 0.4 + 0*year



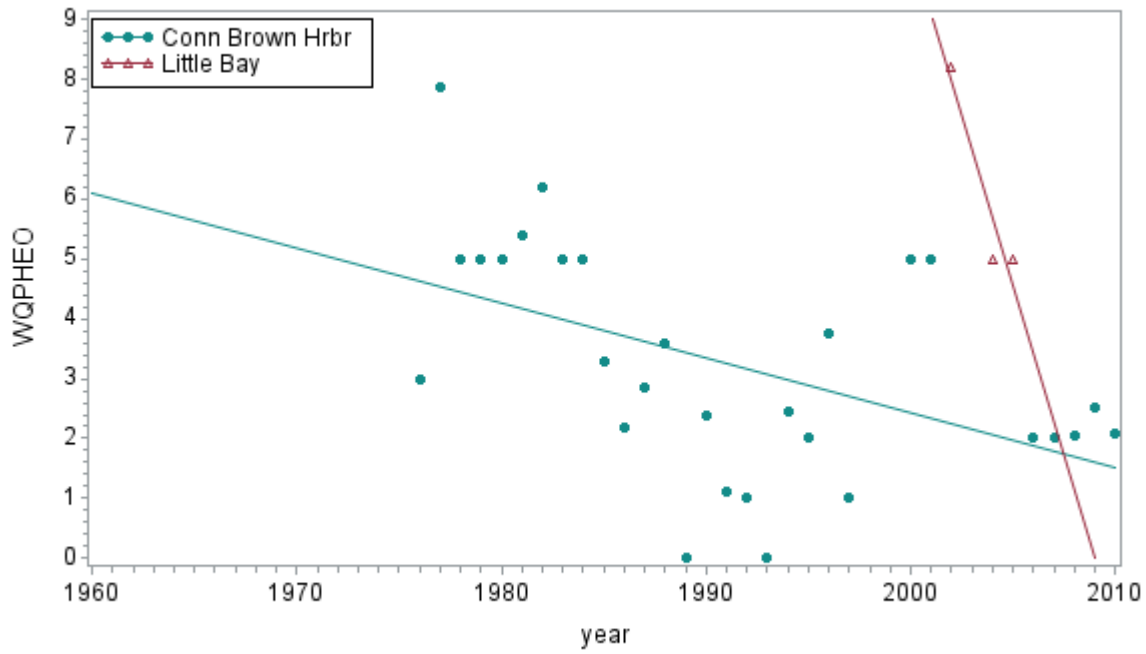
Regression Equation:
 WQNO3N(AU Name:Conn Brown Hrbr) = 14.45122 - 0.007256*year
 WQNO3N(AU Name:Little Bay) = 0.4 + 0*year



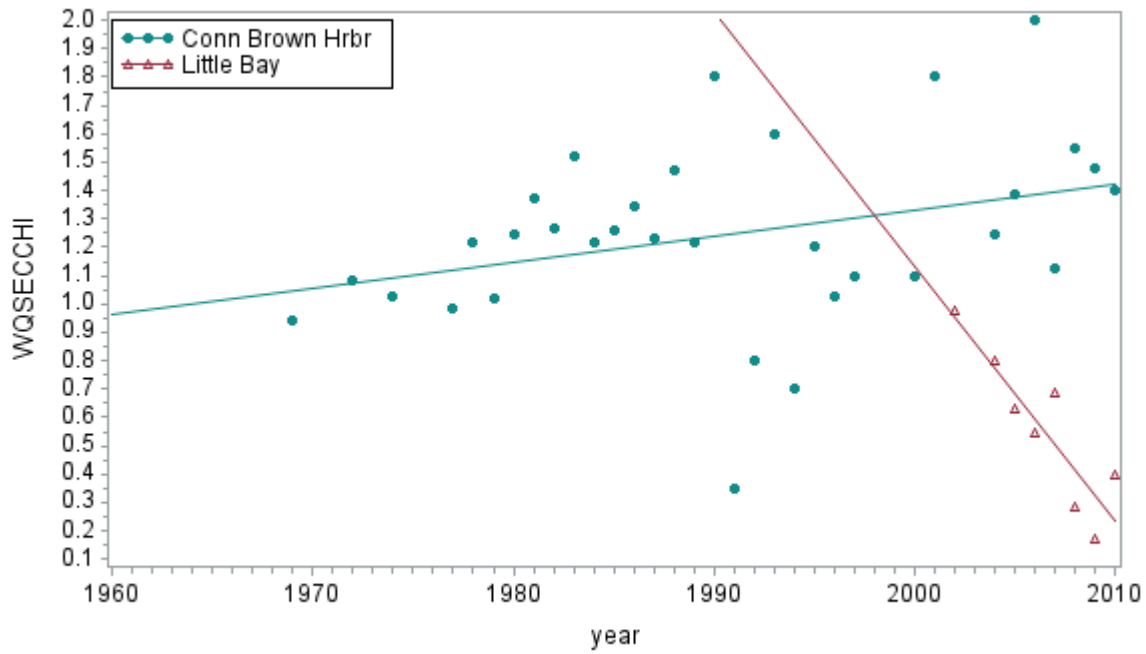
Regression Equation:
 WQOPD(AU Name:Conn Brown Hrbr) = 0.239349 - 0.000083*year
 WQOPD(AU Name:Little Bay) = 65.98409 - 0.032829*year



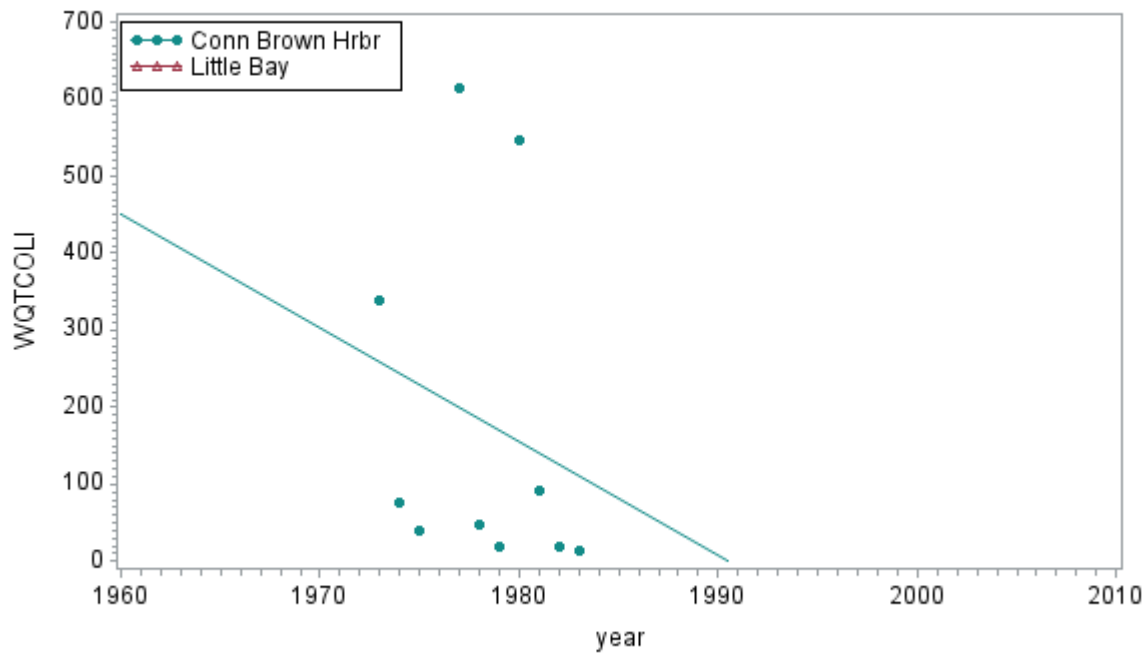
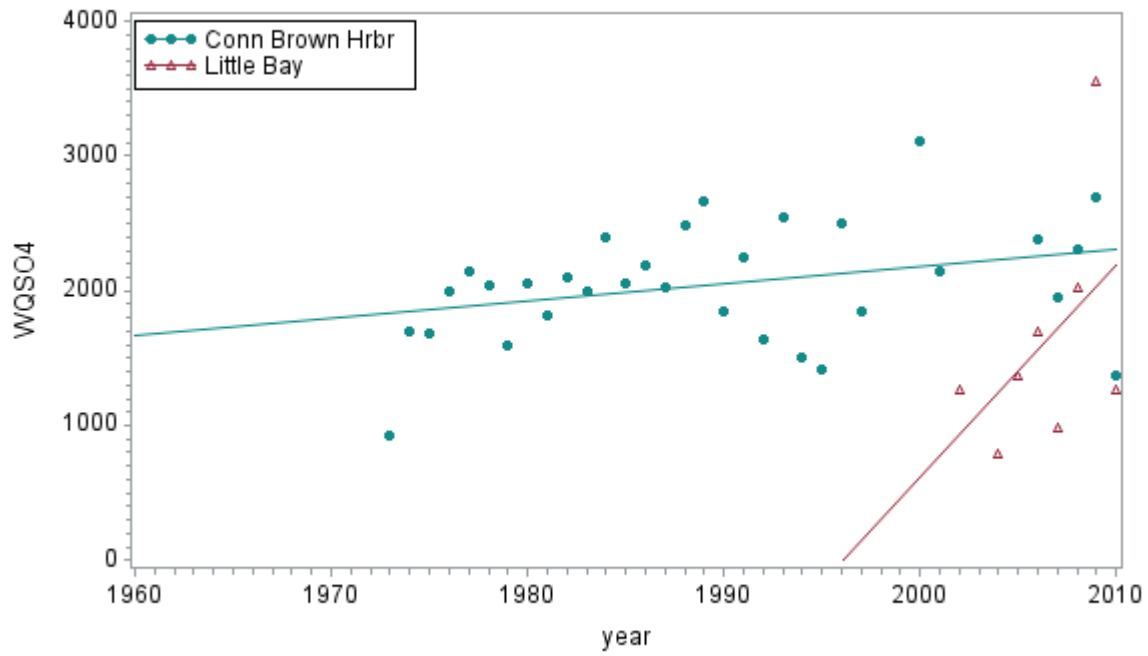
Regression Equation:
 WQOP04(AU Name:Conn Brown Hrbr) = 2.771504 - 0.001365*year
 WQOP04(AU Name:Little Bay) = 0 + 0*year

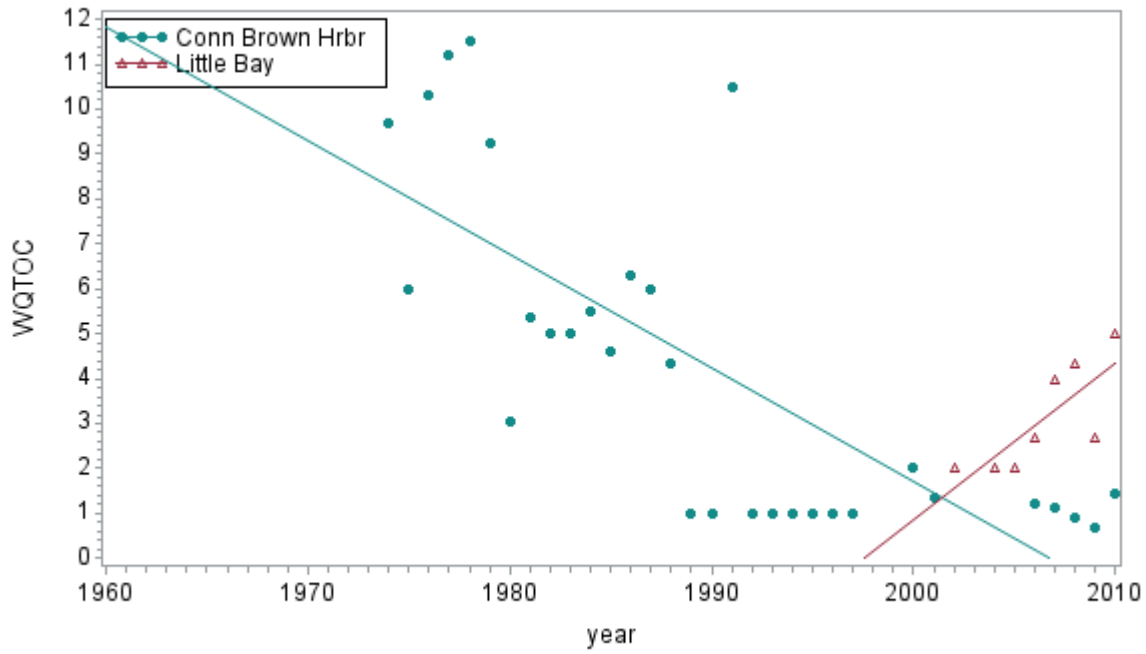


Regression Equation:
 WQPHEO(AU_Name:Conn Brown Hrbr) = 186.7038 - 0.092142*year
 WQPHEO(AU_Name:Little Bay) = 2295.971 - 1.142857*year

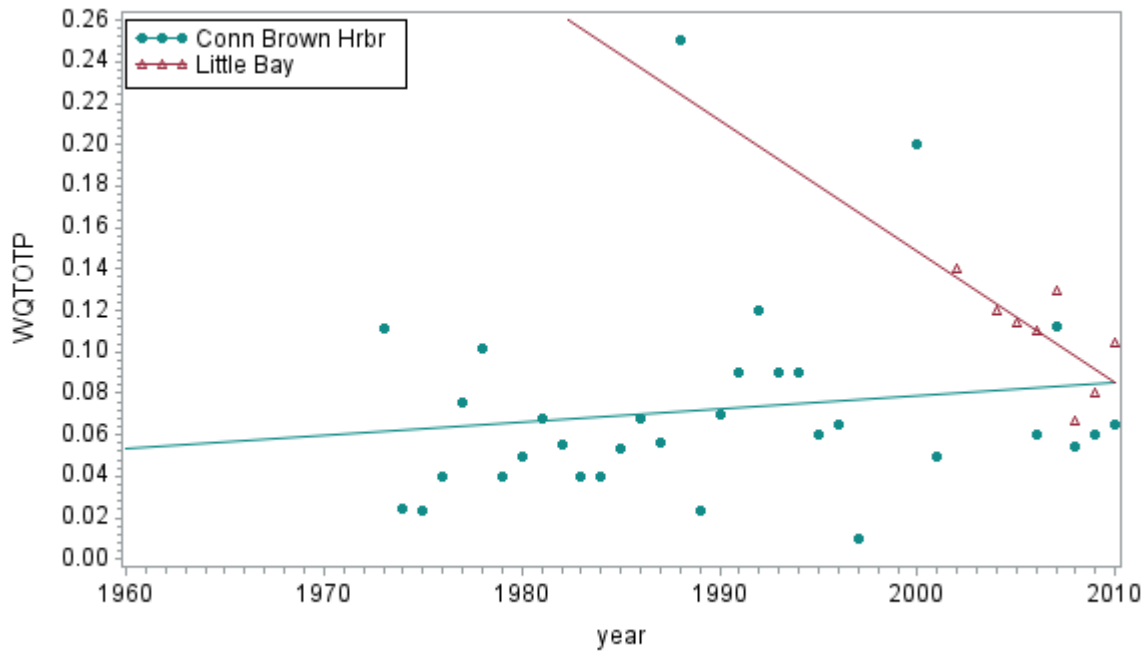


Regression Equation:
 WQSECCHI(AU_Name:Conn Brown Hrbr) = -17.26511 + 0.009298*year
 WQSECCHI(AU_Name:Little Bay) = 179.5368 - 0.089403*year

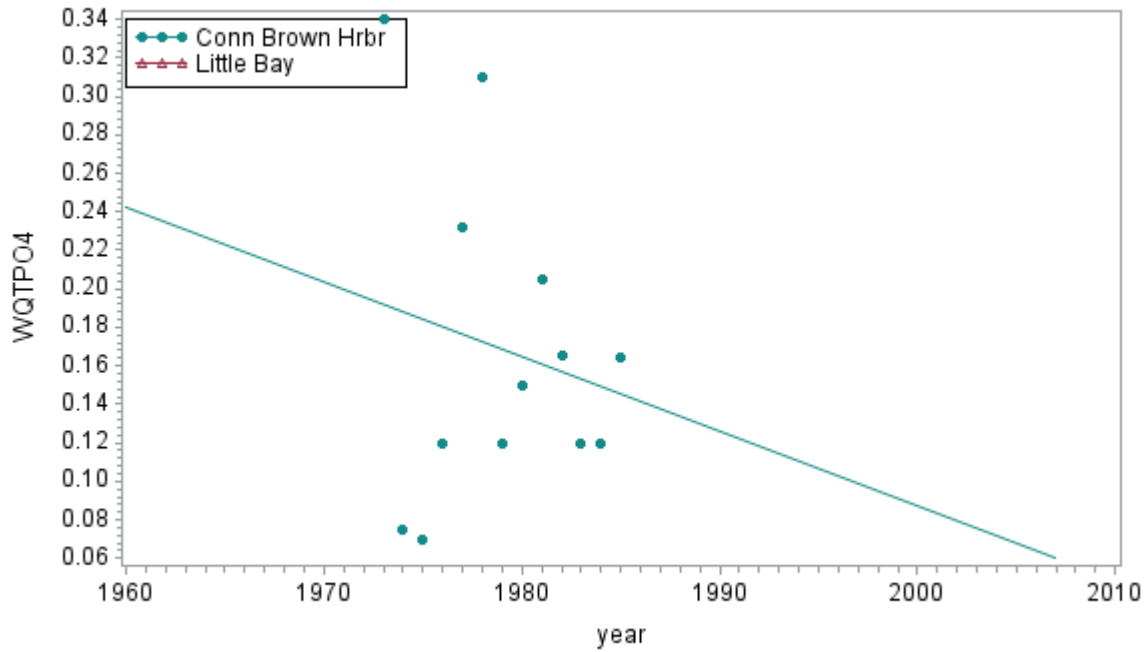




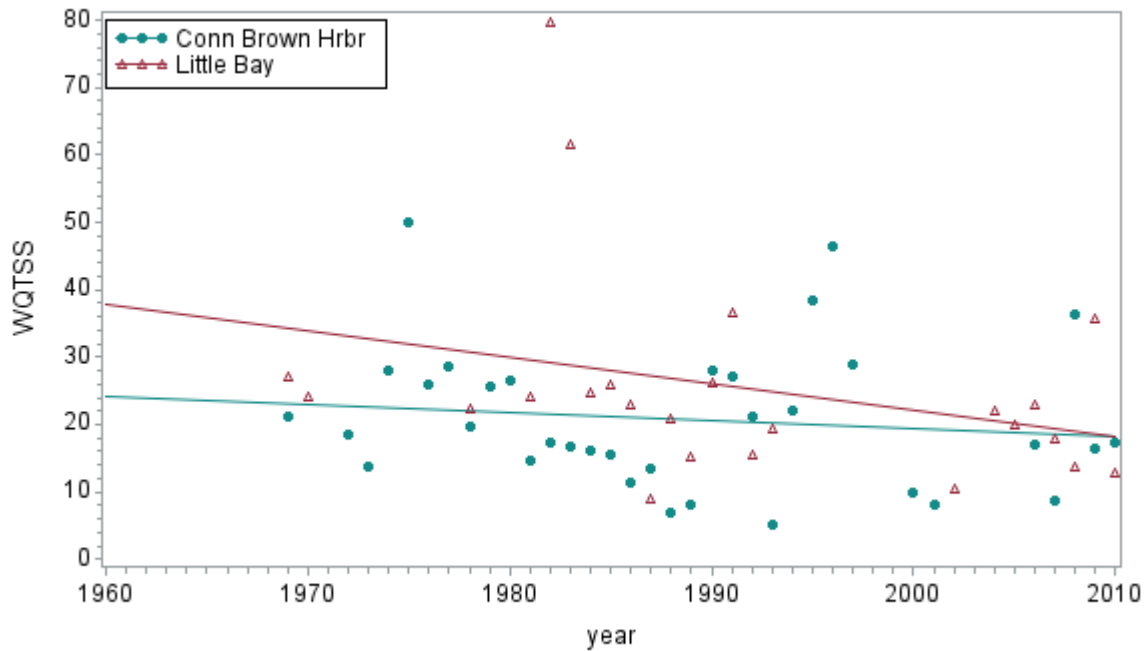
Regression Equation:
 WQTOC (AU_Name:Conn Brown Hrbr) = 507.3968 - 0.252849*year
 WQTOC (AU_Name:Little Bay) = -697.5556 + 0.349205*year



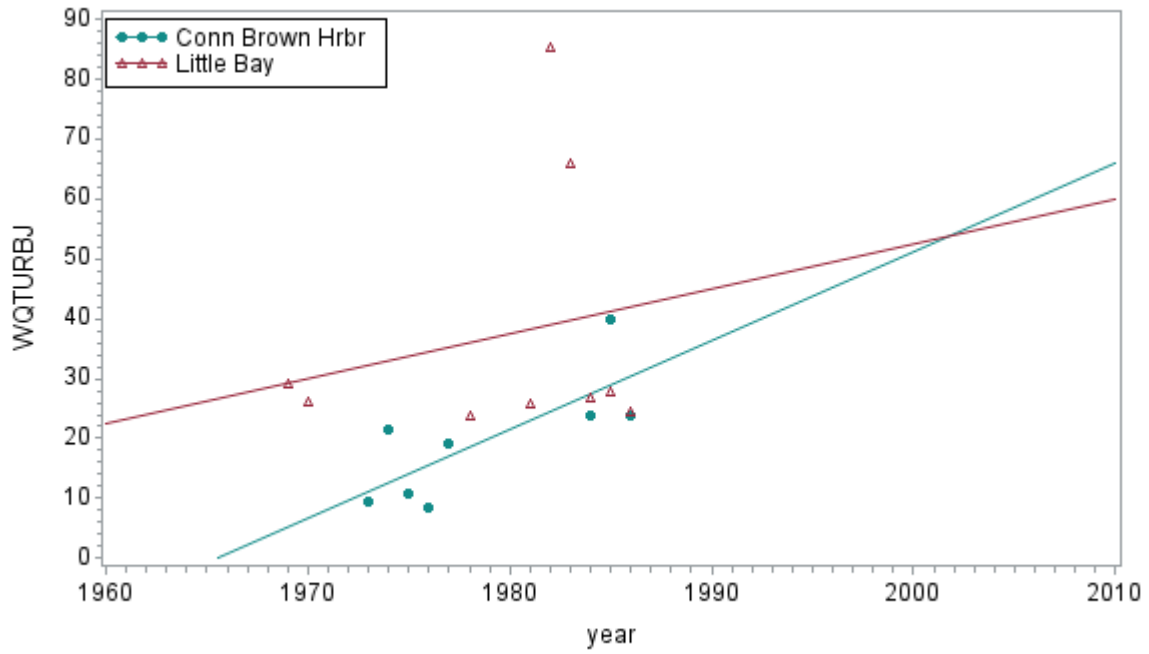
Regression Equation:
 WQTOTP (AU_Name:Conn Brown Hrbr) = -1.221611 + 0.00065*year
 WQTOTP (AU_Name:Little Bay) = 12.79178 - 0.006322*year



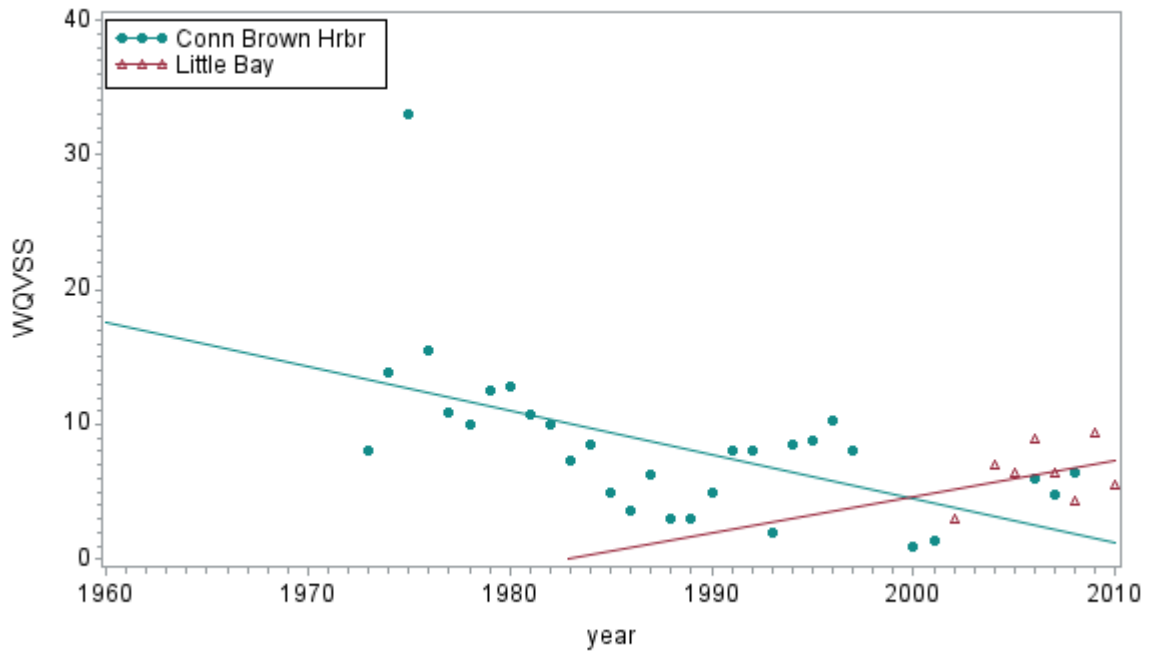
Regression Equation:
 WQTP04(AU Name:Conn Brown Hrbr) = 7.856231 - 0.003885*year
 WQTP04(AU Name:Little Bay) = 0 + 0*year



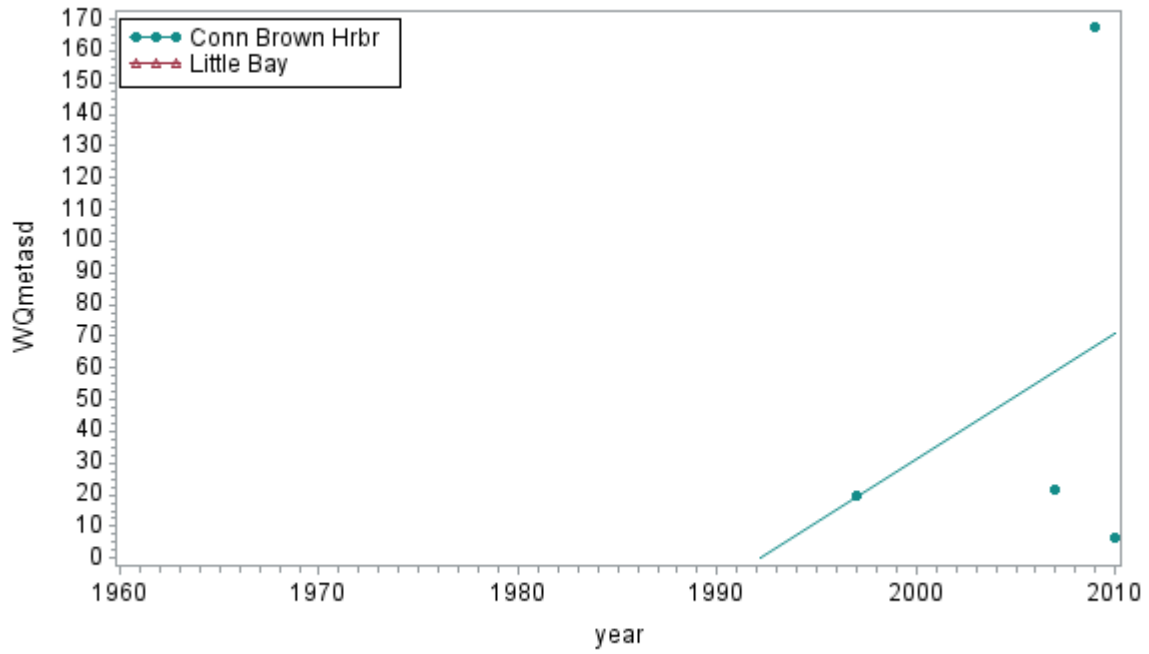
Regression Equation:
 WQTSS(AU Name:Conn Brown Hrbr) = 257.9996 - 0.119262*year
 WQTSS(AU Name:Little Bay) = 809.7575 - 0.393786*year



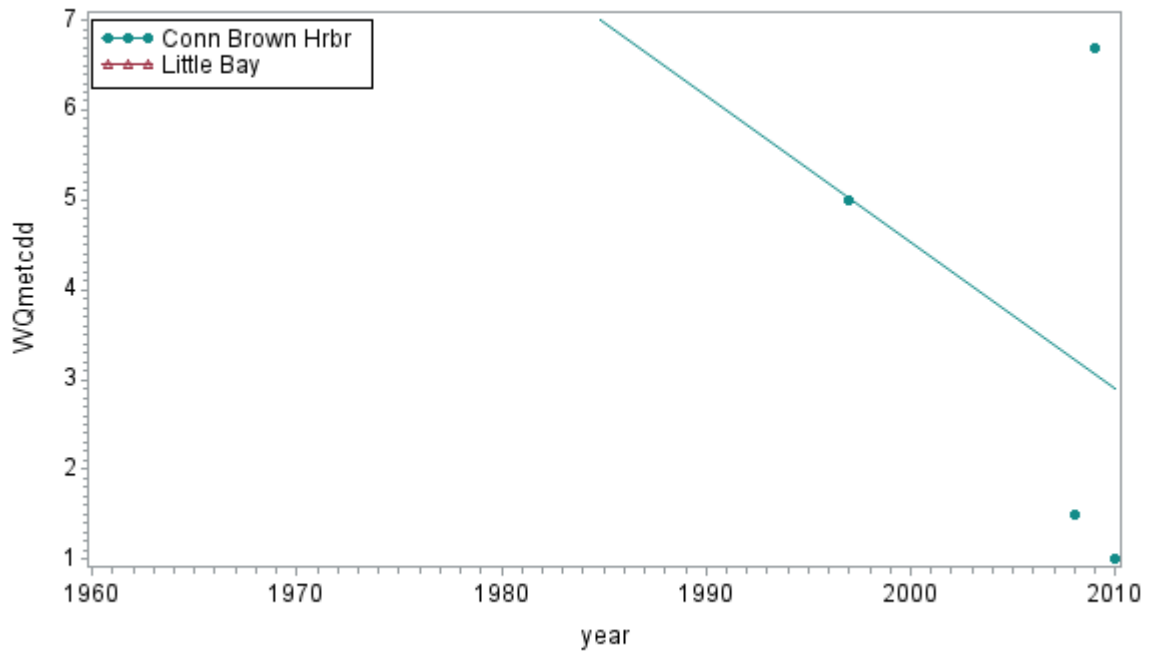
Regression Equation:
 WQTURBJ(AU_Name:Conn Brown Hrbr) = -2919.806 + 1.485511*year
 WQTURBJ(AU_Name:Little Bay) = -1433.685 + 0.743028*year



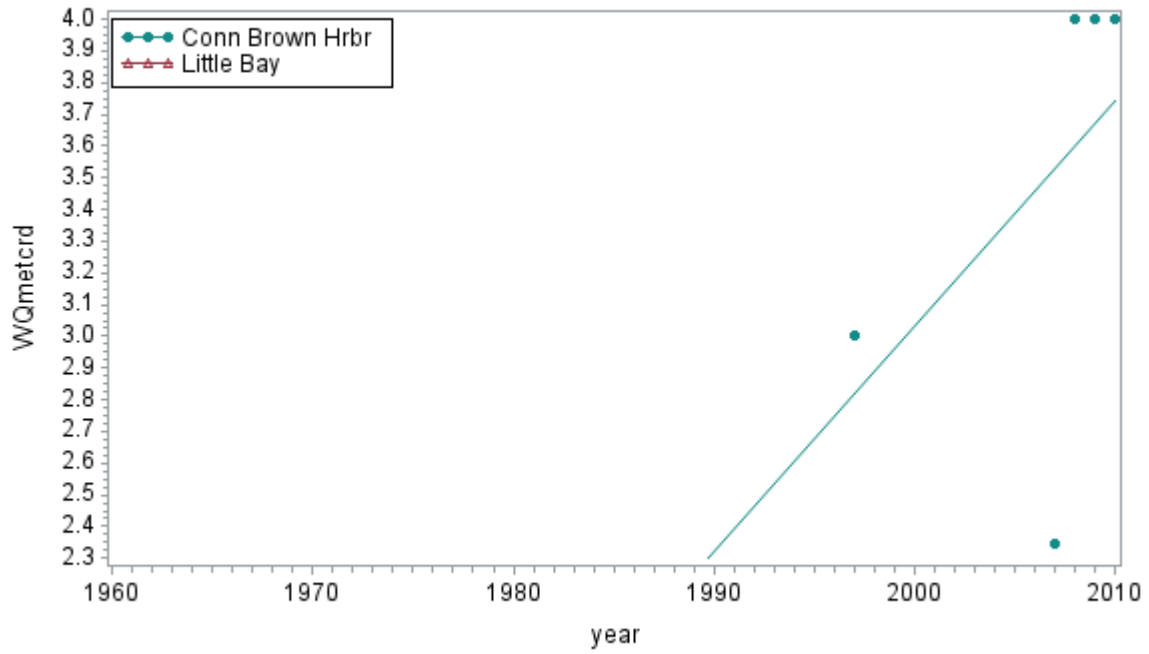
Regression Equation:
 WQVSS(AU_Name:Conn Brown Hrbr) = 658.093 - 0.325765*year
 WQVSS(AU_Name:Little Bay) = -538.8871 + 0.271763*year



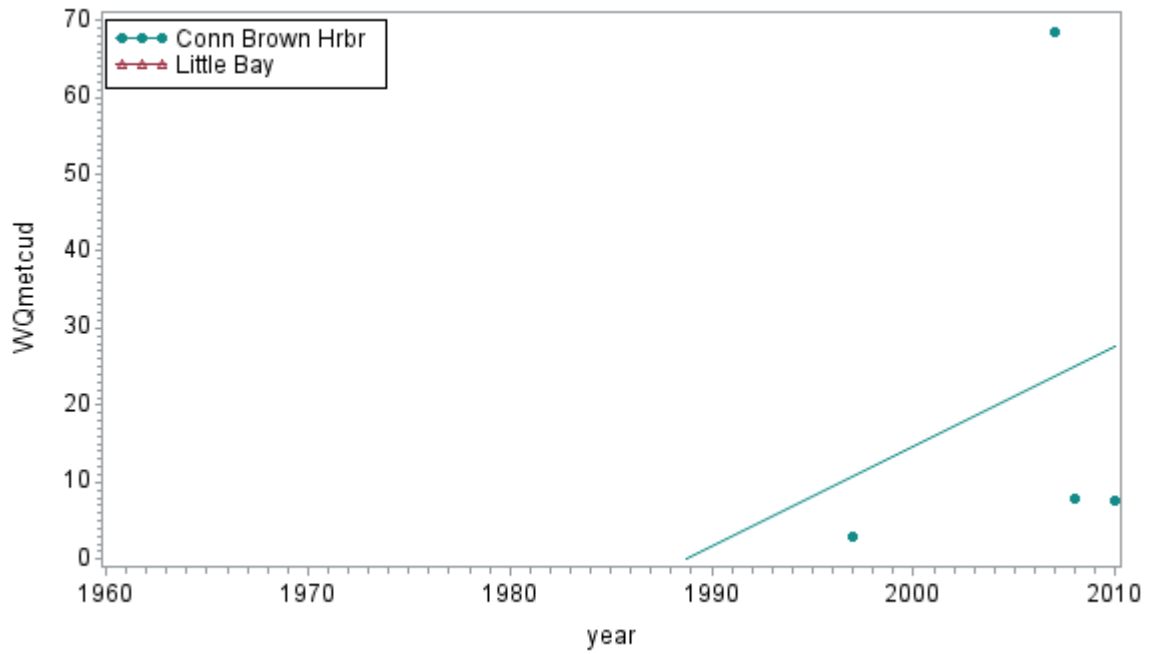
Regression Equation:
 $WQmetasd(AU_Name:Conn\ Brown\ Hrbr) = -7915.056 + 3.973068 \cdot year$
 $WQmetasd(AU_Name:Little\ Bay) = 0 + 0 \cdot year$



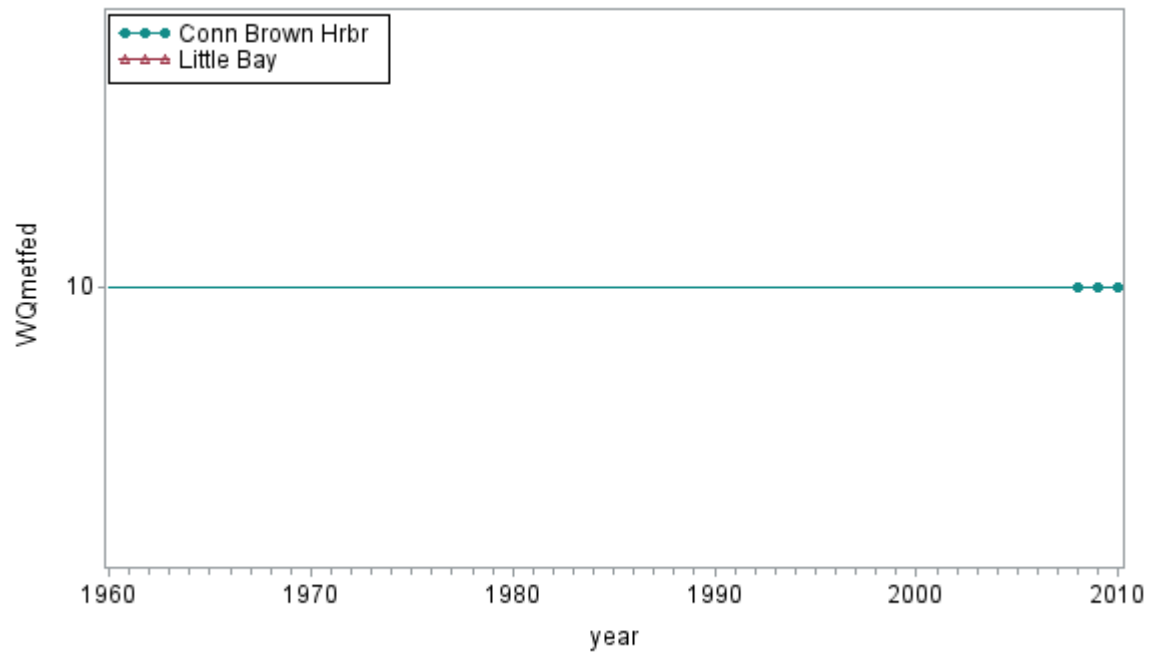
Regression Equation:
 $WQmetcdd(AU_Name:Conn\ Brown\ Hrbr) = 329.9809 - 0.162727 \cdot year$
 $WQmetcdd(AU_Name:Little\ Bay) = 0 + 0 \cdot year$



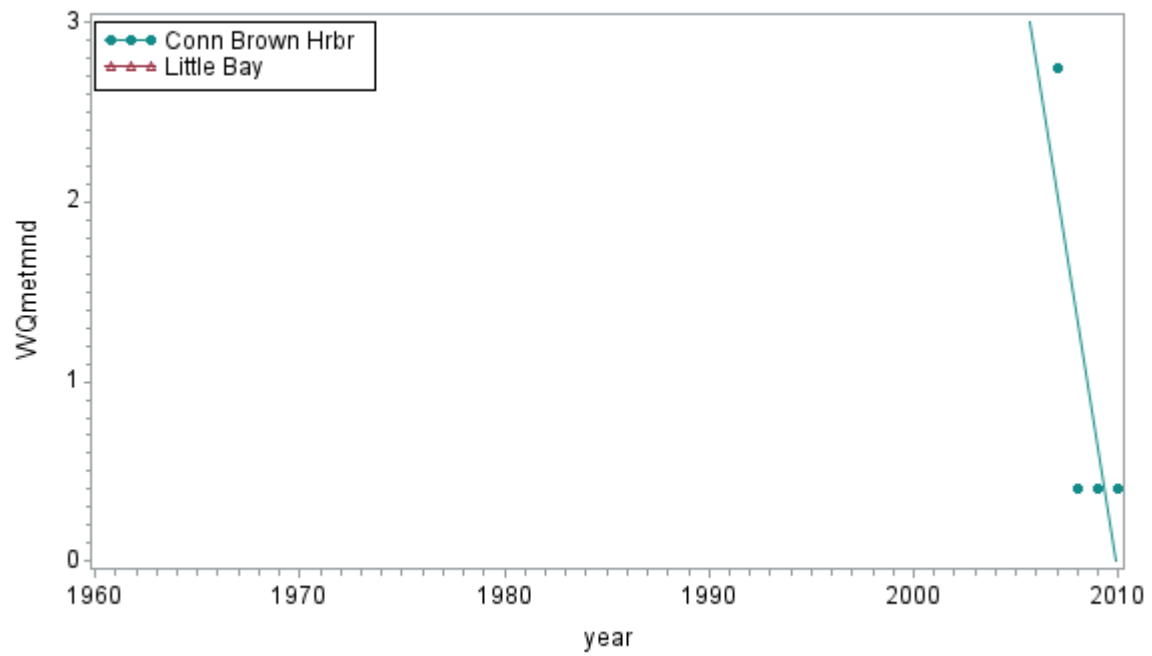
Regression Equation:
 WQmetcrd(AU Name:Conn Brown Hrbr) = -139.1378 + 0.071083*year
 WQmetcrd(AU Name:Little Bay) = 0 + 0*year



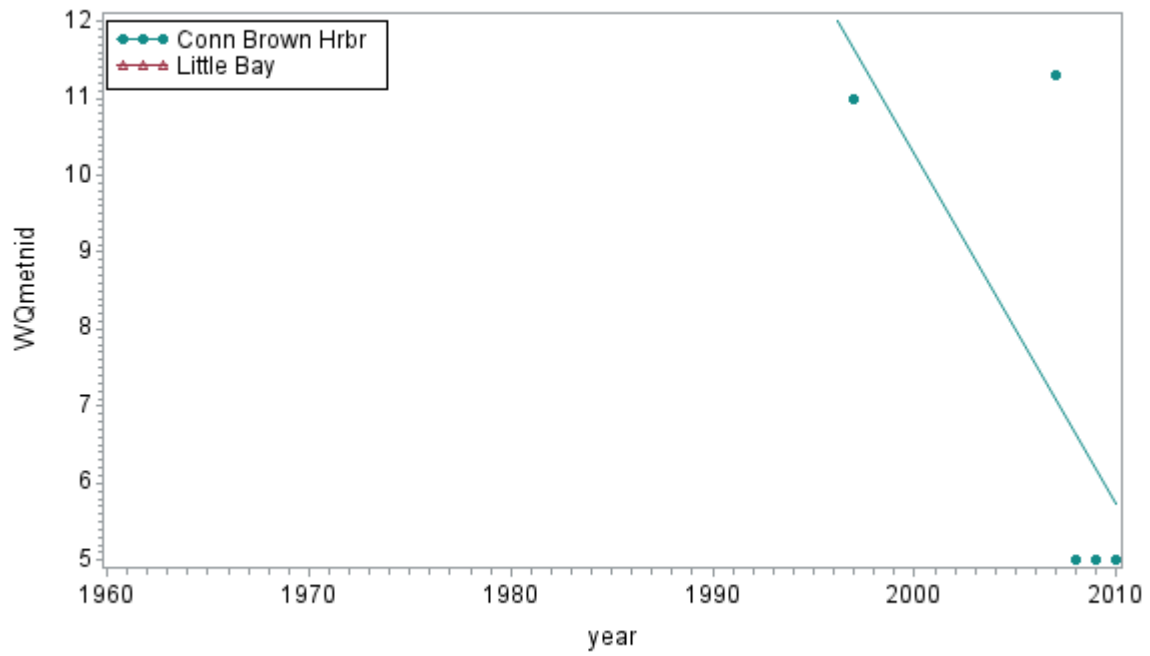
Regression Equation:
 WQmetcud(AU Name:Conn Brown Hrbr) = -2589.83 + 1.302228*year
 WQmetcud(AU Name:Little Bay) = 0 + 0*year



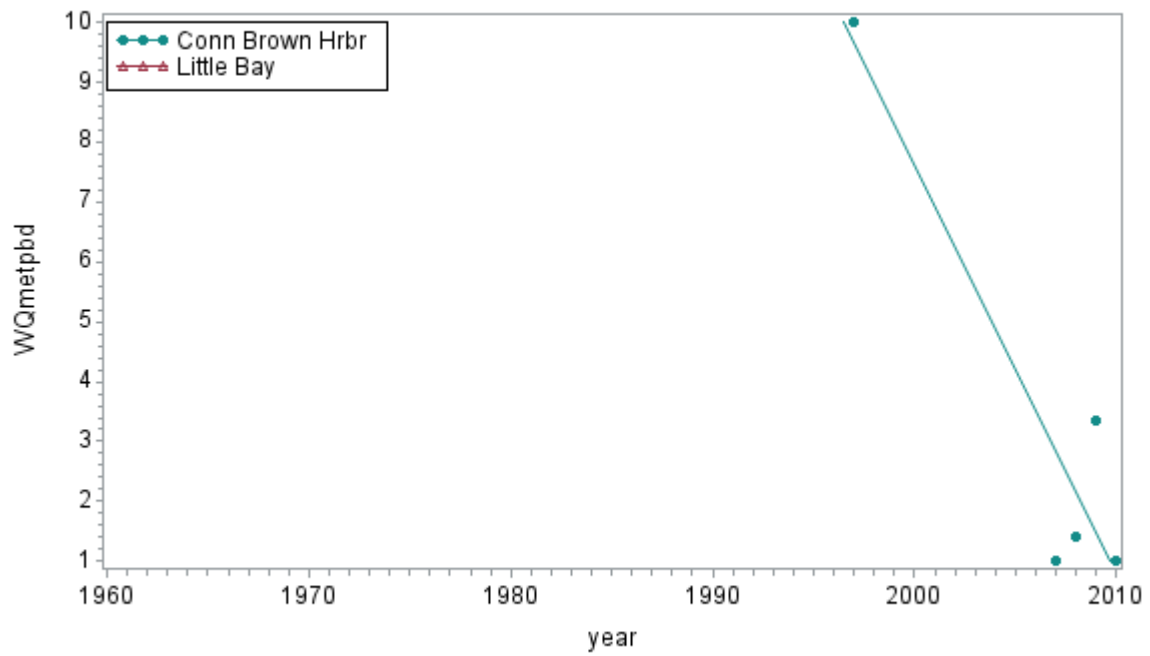
Regression Equation:
 WQmetfed(AU_Name:Conn Brown Hrbr) = 10 + 0*year
 WQmetfed(AU_Name:Little Bay) = 0 + 0*year



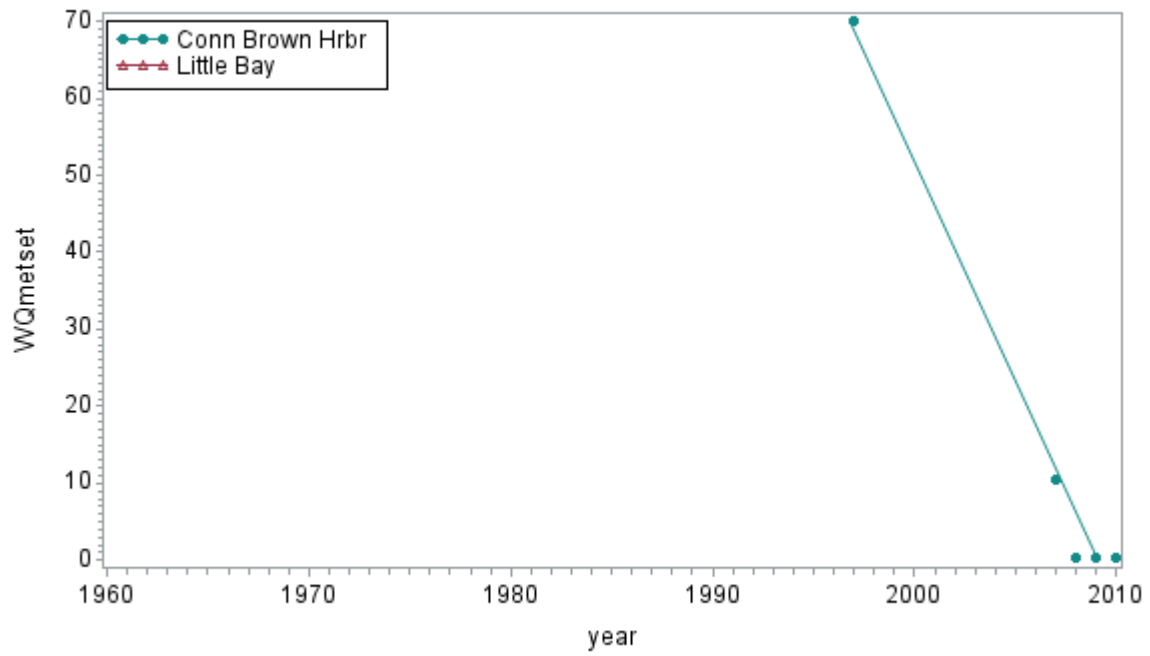
Regression Equation:
 WQmetmnd(AU_Name:Conn Brown Hrbr) = 1416.98 - 0.705*year
 WQmetmnd(AU_Name:Little Bay) = 0 + 0*year



Regression Equation:
 $WQmetnid(AU_Name:Conn\ Brown\ Hrbr) = 915.6819 - 0.452708 \cdot year$
 $WQmetnid(AU_Name:Little\ Bay) = 0 + 0 \cdot year$

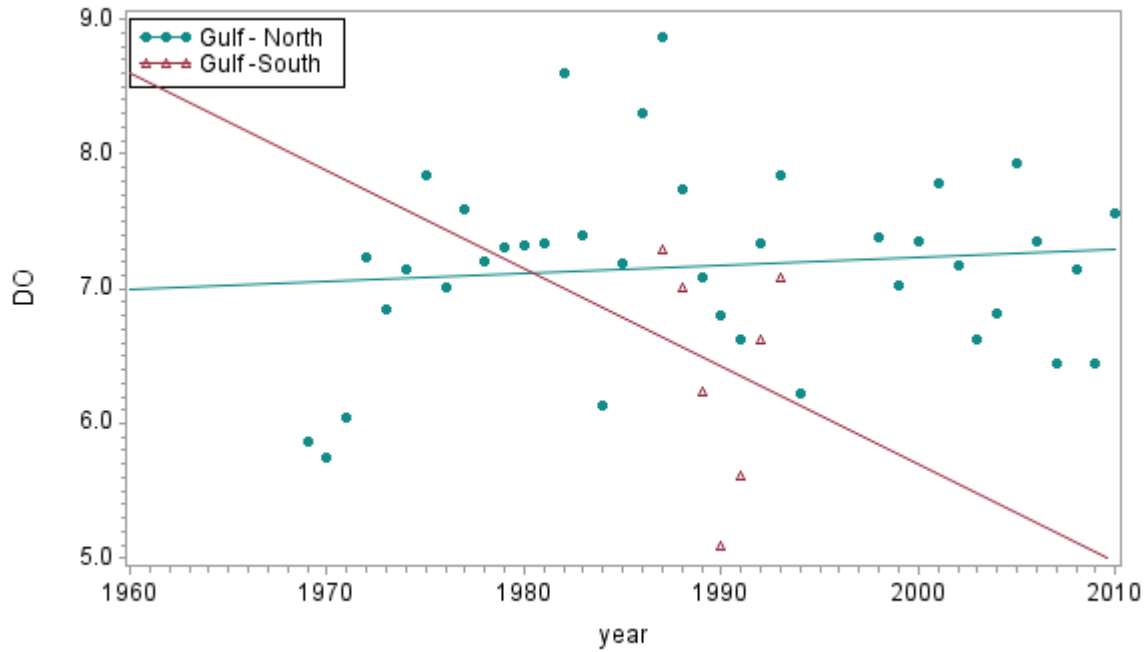


Regression Equation:
 $WQmetpbd(AU_Name:Conn\ Brown\ Hrbr) = 1369.743 - 0.681083 \cdot year$
 $WQmetpbd(AU_Name:Little\ Bay) = 0 + 0 \cdot year$

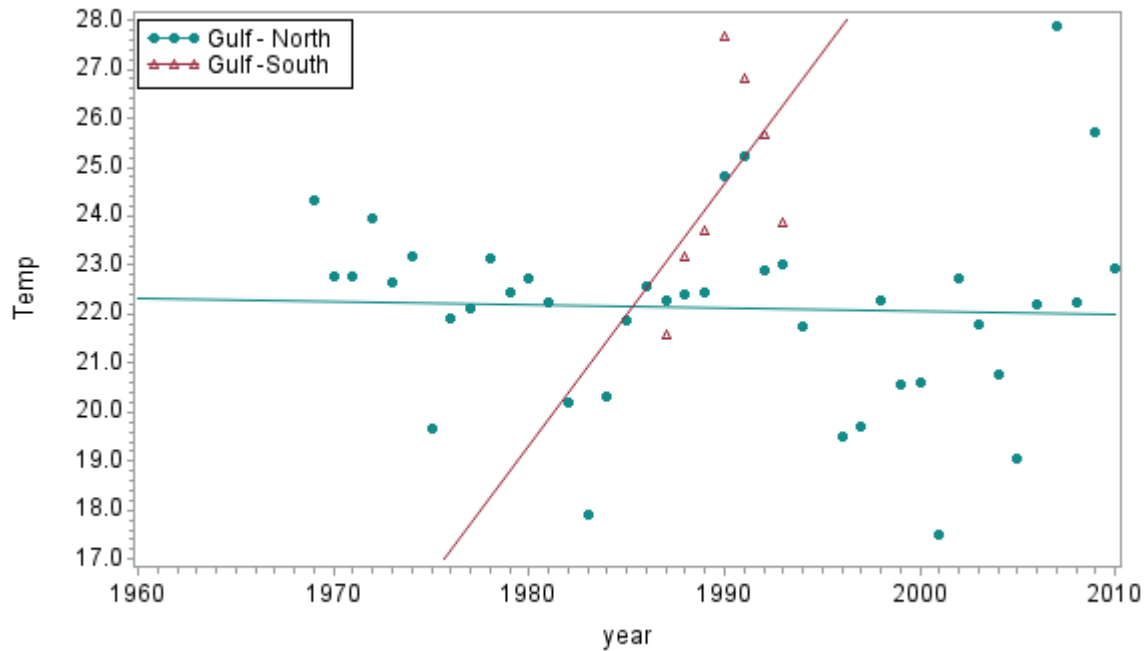


Regression Equation:
 WQmetset(AU Name:Conn Brown Hrbr) = 11486.5 - 5.717401*year
 WQmetset(AU Name:Little Bay) = 0 + 0*year

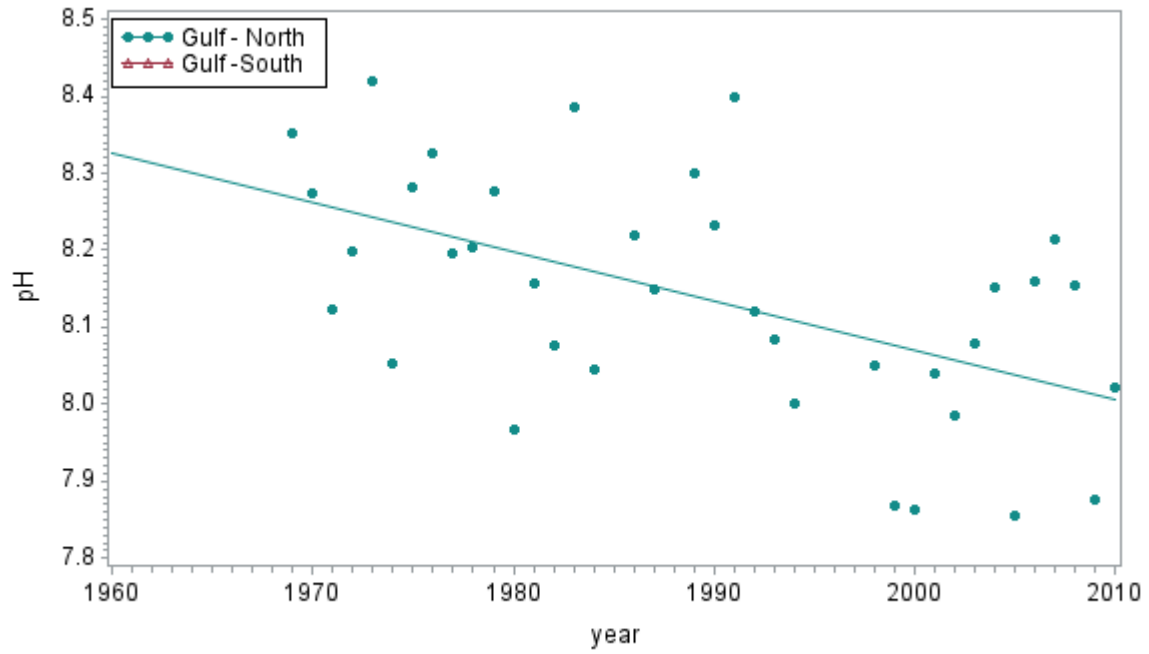
WQ8: Nearshore Gulf of Mexico



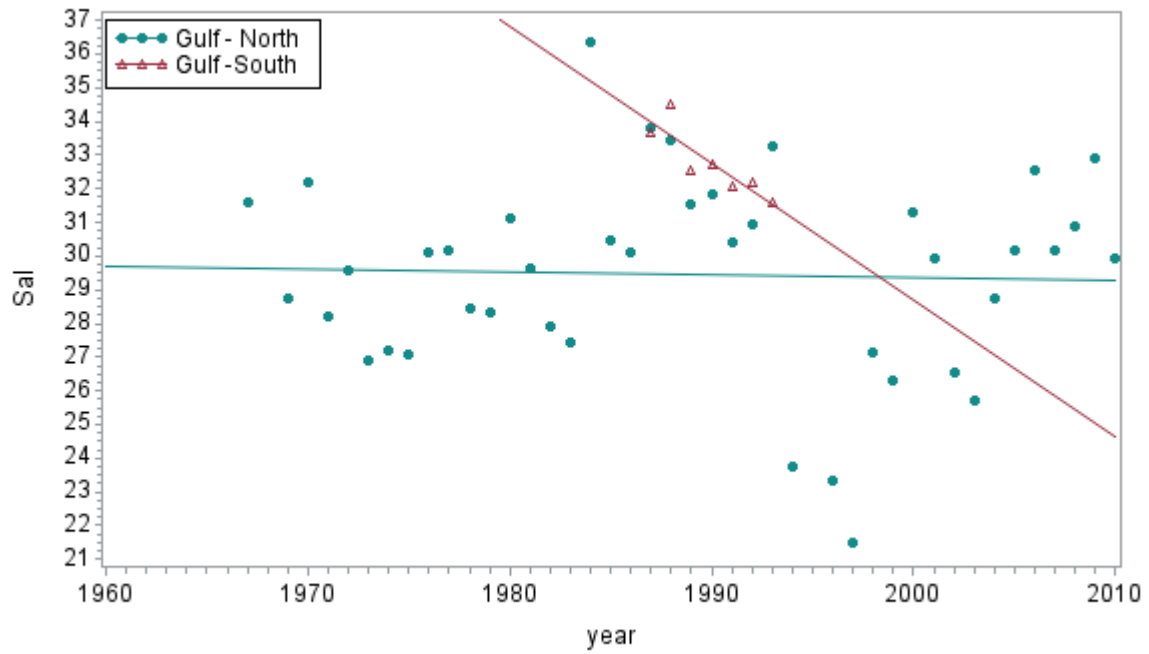
Regression Equation:
 $DO(AU_Name.Gulf-North) = -4.979061 + 0.006109 \cdot year$
 $DO(AU_Name.Gulf-South) = 151.0398 - 0.072673 \cdot year$



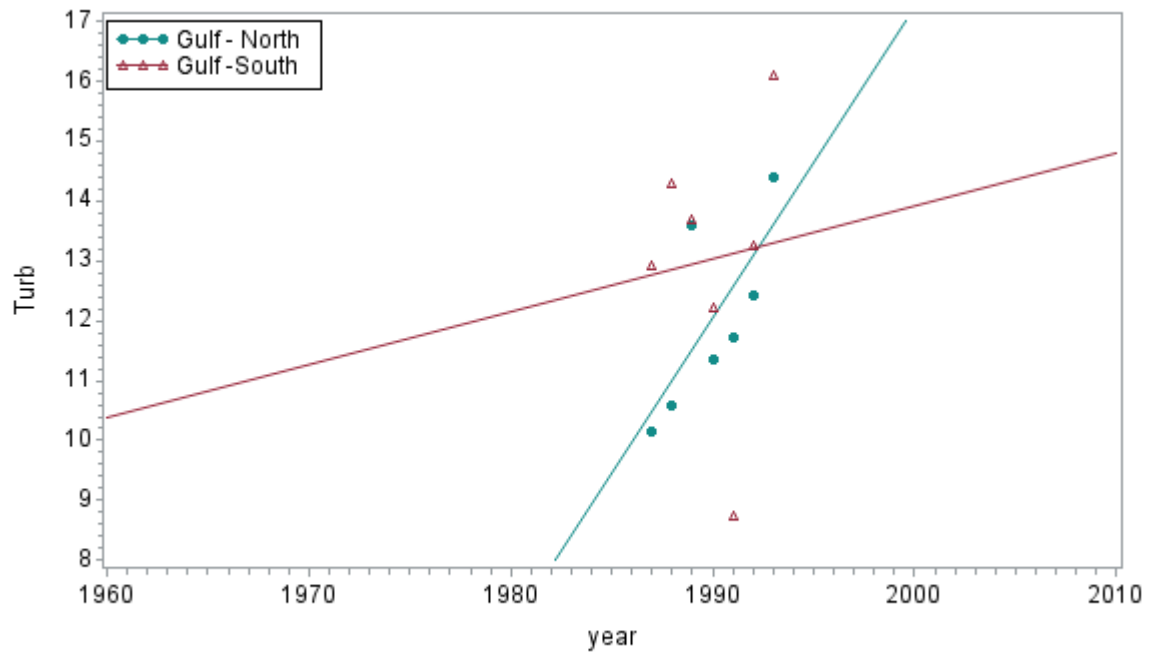
Regression Equation:
 $Temp(AU_Name.Gulf-North) = 35.79642 - 0.006871 \cdot year$
 $Temp(AU_Name.Gulf-South) = -1038.966 + 0.534483 \cdot year$



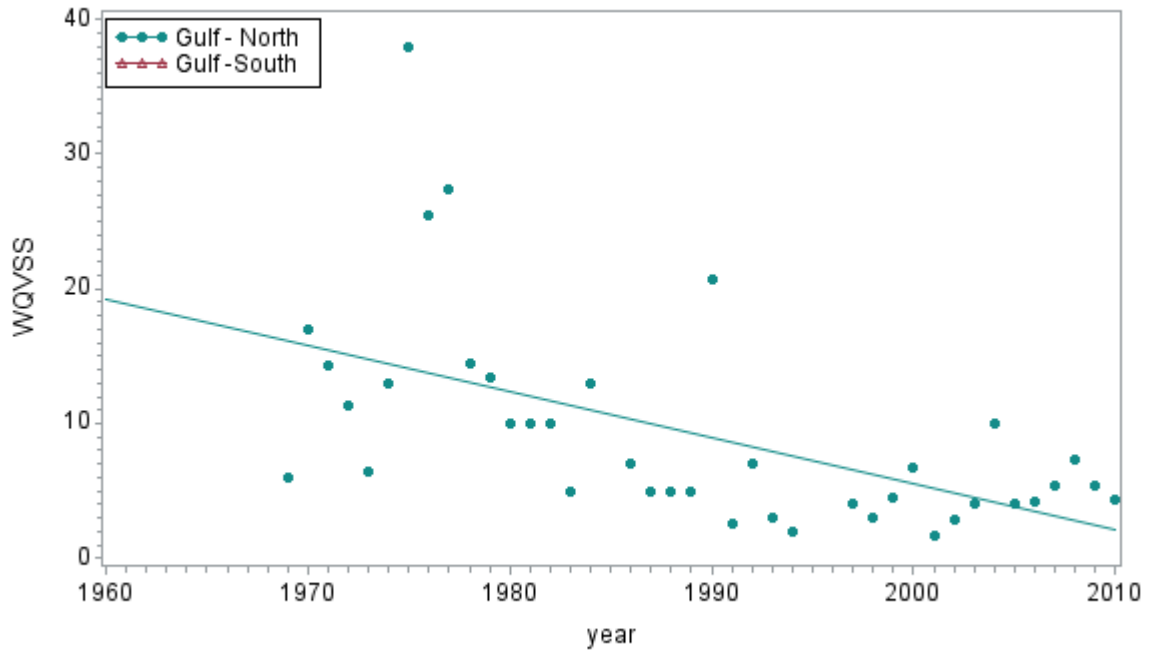
Regression Equation:
 $\text{pH}(\text{AU_Name.Gulf-North}) = 20.87149 - 0.006401 \cdot \text{year}$
 $\text{pH}(\text{AU_Name.Gulf-South}) = 0 + 0 \cdot \text{year}$



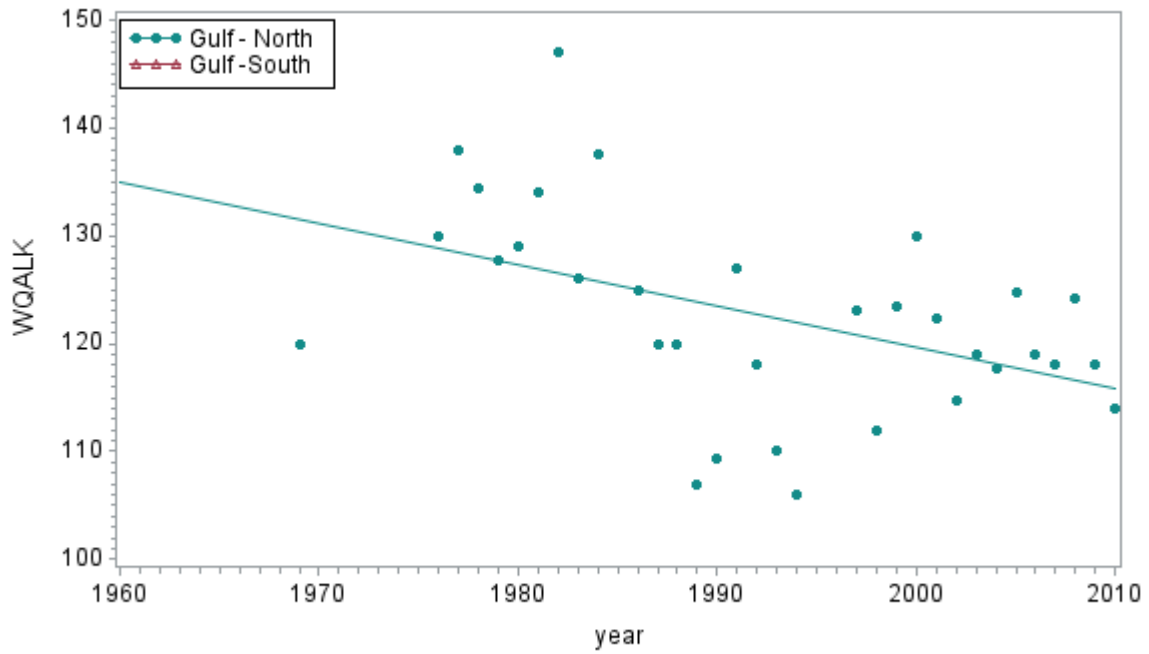
Regression Equation:
 $\text{Sal}(\text{AU_Name.Gulf-North}) = 45.23493 - 0.007928 \cdot \text{year}$
 $\text{Sal}(\text{AU_Name.Gulf-South}) = 841.2628 - 0.406282 \cdot \text{year}$



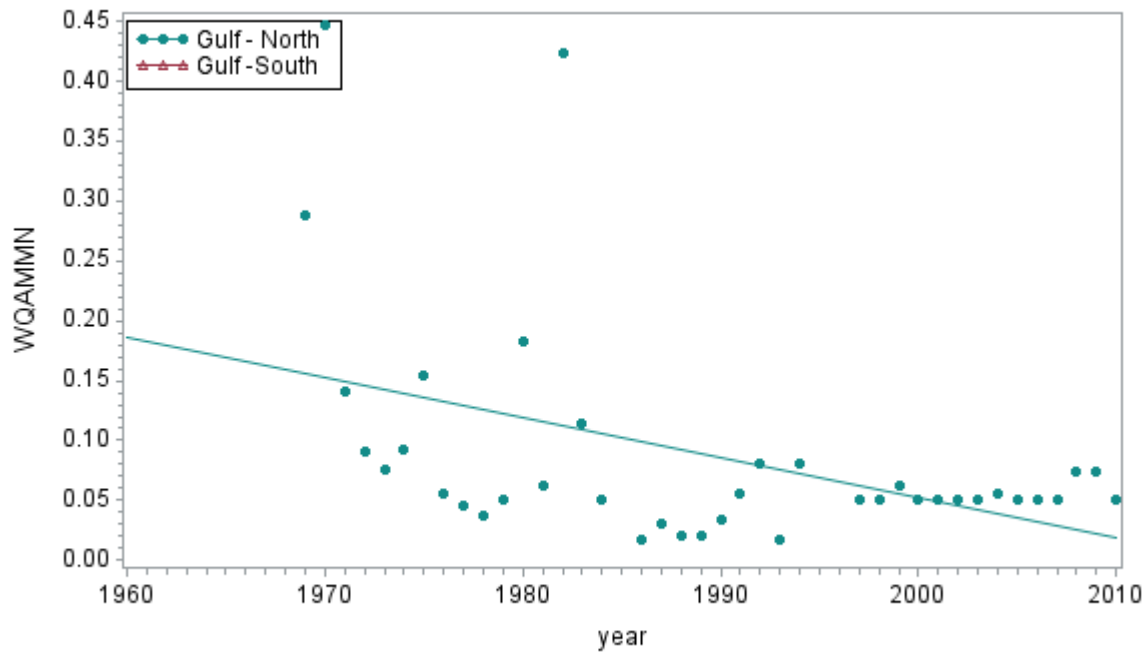
Regression Equation:
 Turb(AU_Name:Gulf-North) = -1023.237 + 0.520234*year
 Turb(AU_Name:Gulf-South) = -163.4307 + 0.088679*year



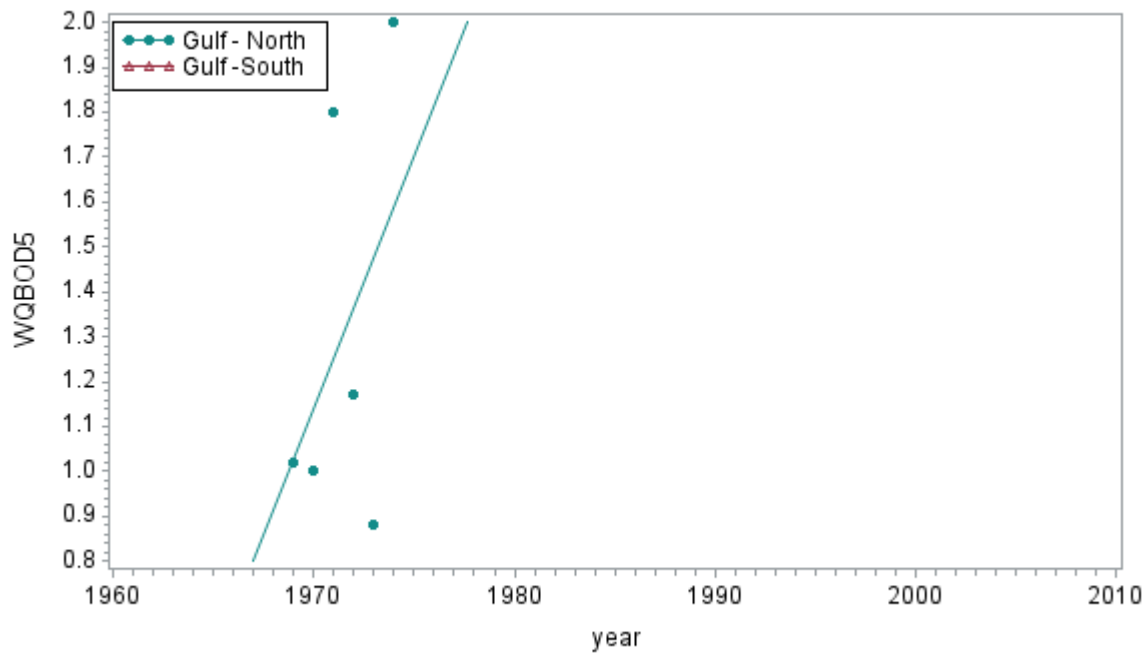
Regression Equation:
 WQVSS(AU_Name.Gulf-North) = 690.404 - 0.342429*year
 WQVSS(AU_Name.Gulf-South) = 0 + 0*year



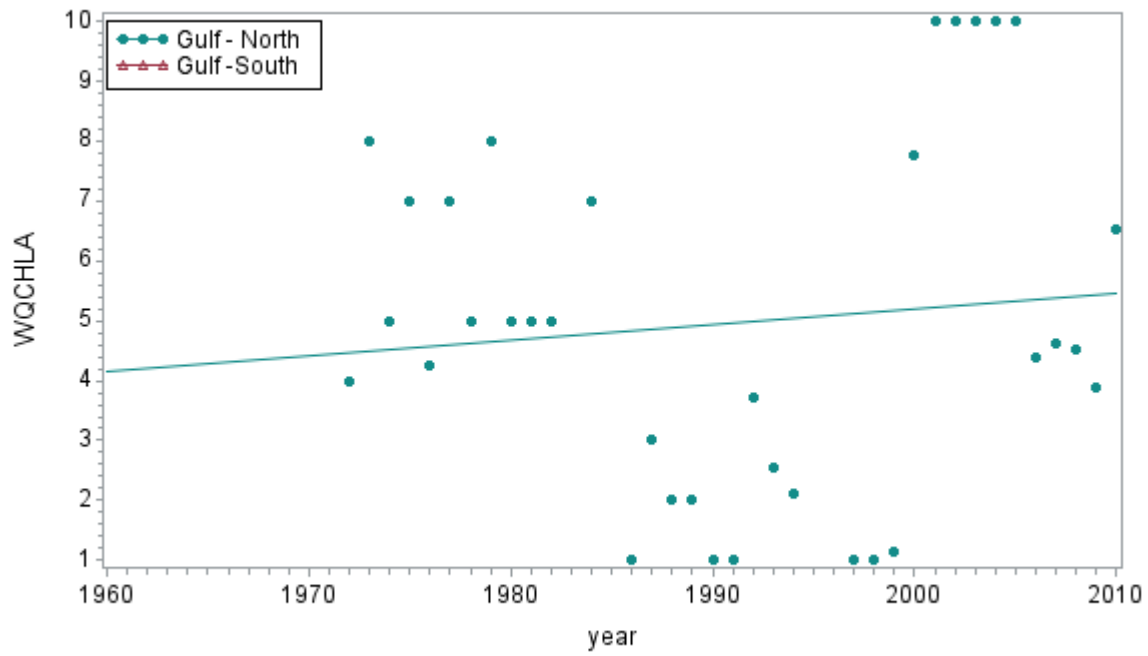
Regression Equation:
 WQALK(AU_Name.Gulf-North) = 887.992 - 0.384156*year
 WQALK(AU_Name.Gulf-South) = 0 + 0*year



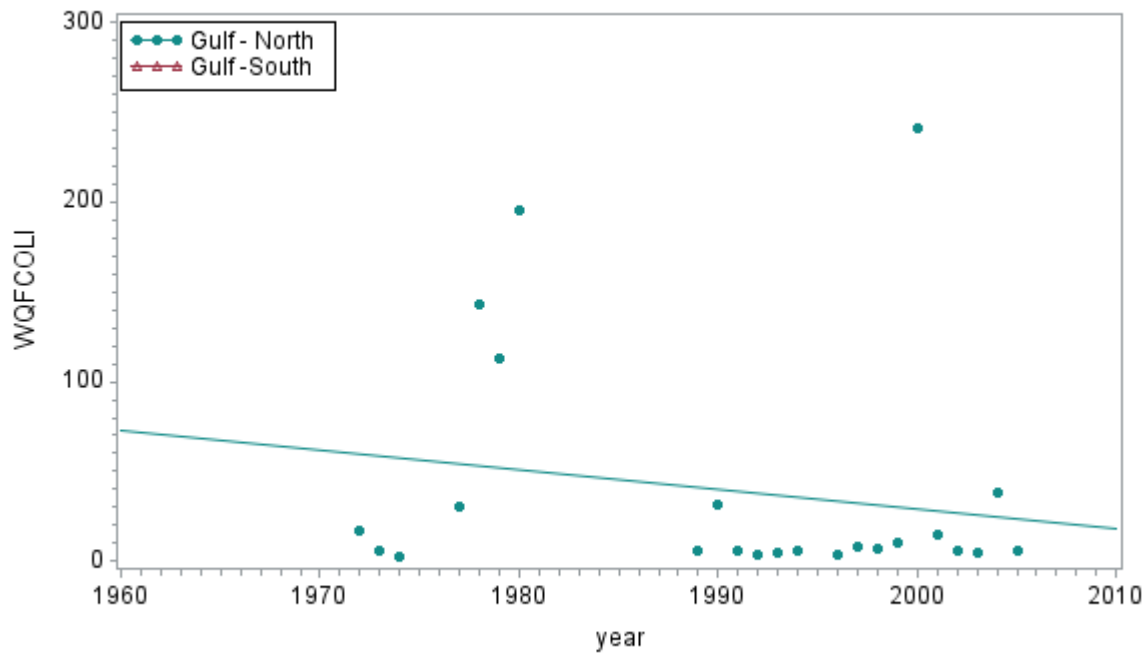
Regression Equation:
 WQAMMN(AU_Name.Gulf-North) = 6.757525 - 0.003353*year
 WQAMMN(AU_Name.Gulf-South) = 0 + 0*year



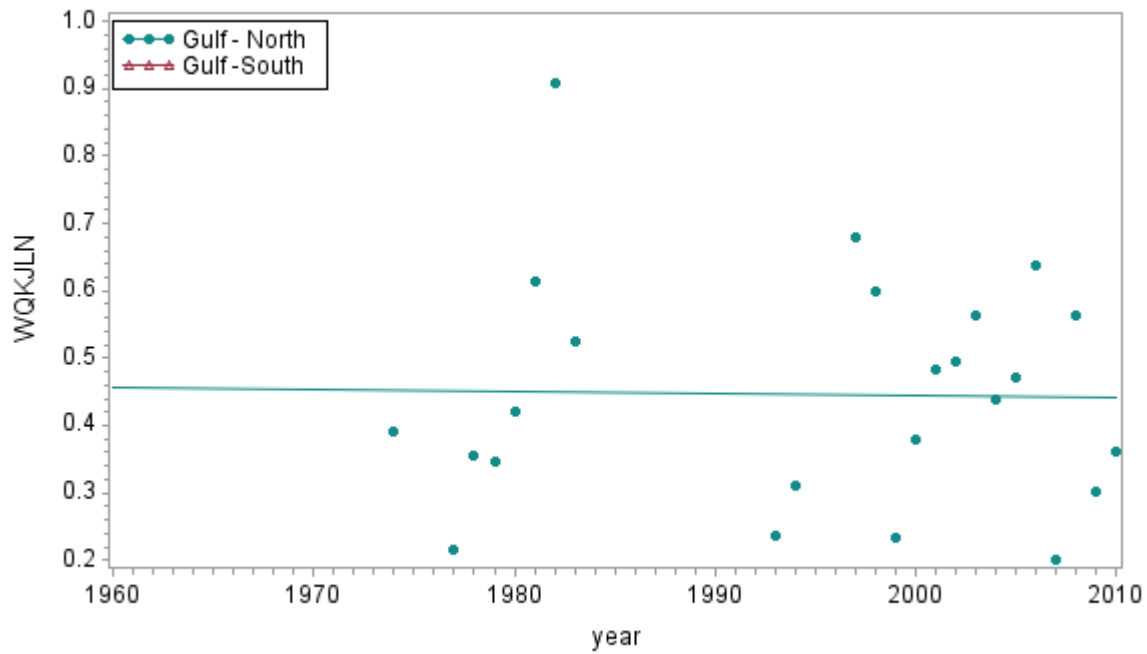
Regression Equation:
 WQBOD5(AU_Name.Gulf-North) = -219.3108 + 0.111906*year
 WQBOD5(AU_Name.Gulf-South) = 0 + 0*year



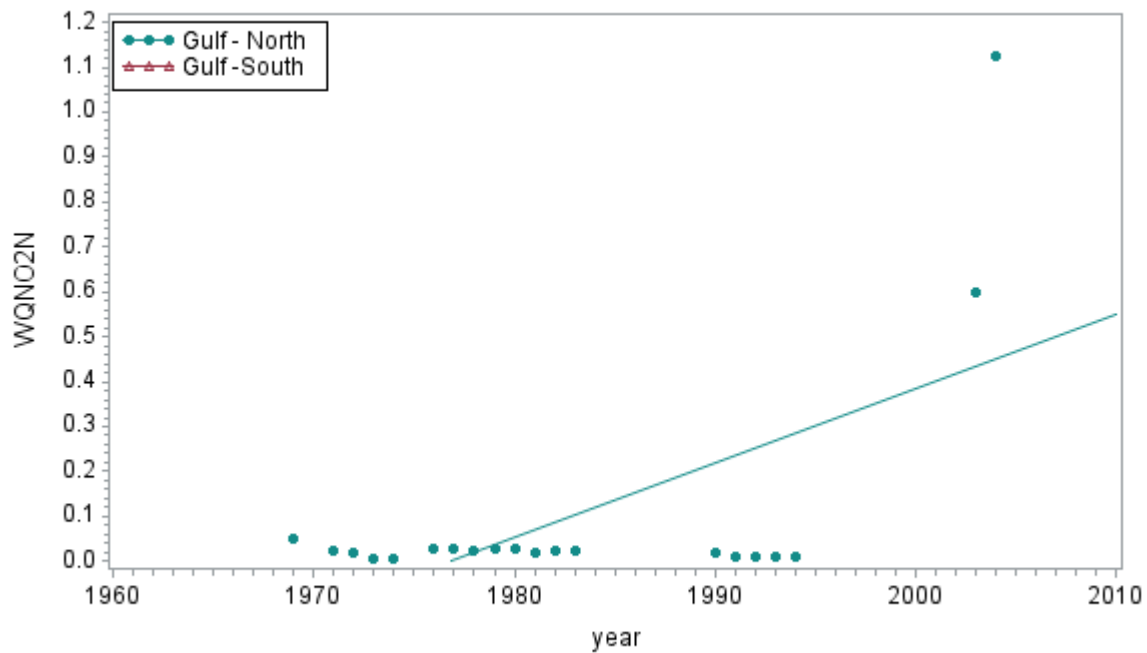
Regression Equation:
 WQCHLA(AU_Name:Gulf-North) = -47.24492 + 0.026216*year
 WQCHLA(AU_Name:Gulf-South) = 0 + 0*year



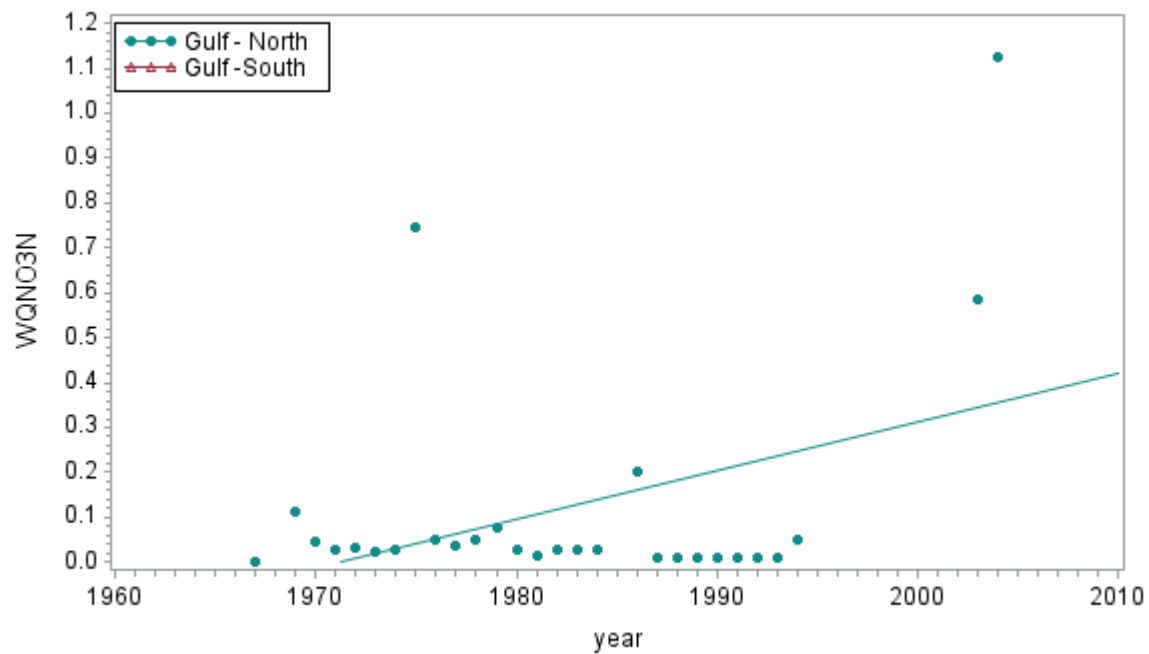
Regression Equation:
 WQFCOLI(AU_Name:Gulf-North) = 2196.125 - 1.083357*year
 WQFCOLI(AU_Name:Gulf-South) = 0 + 0*year



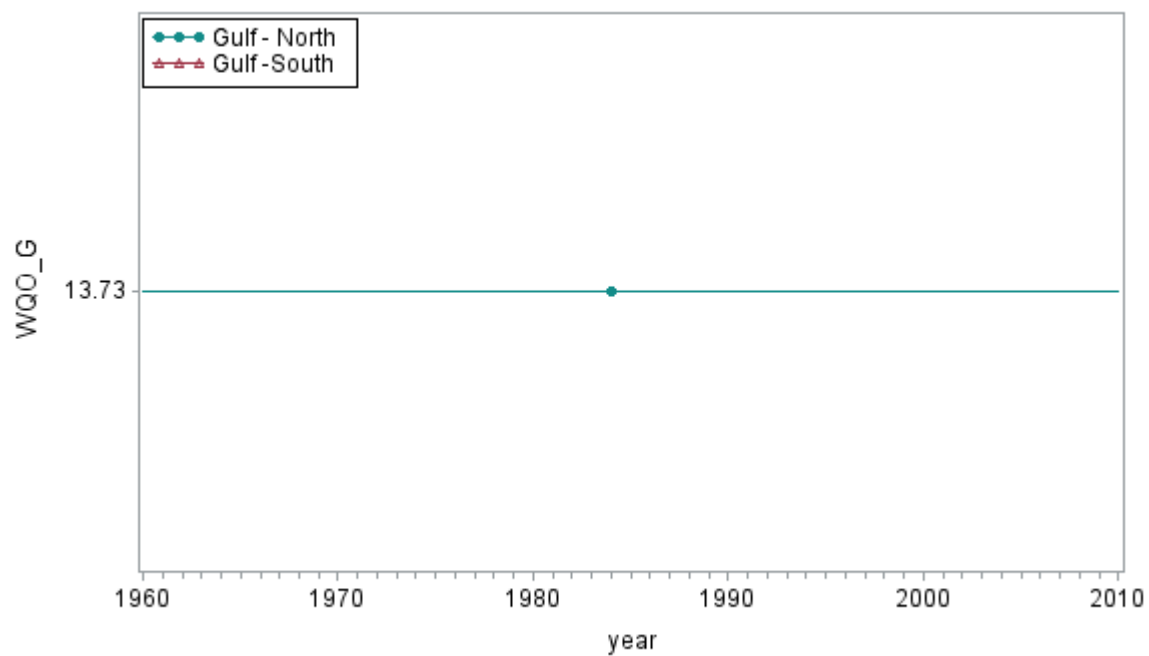
Regression Equation:
 WQKJLN(AU_Name:Gulf-North) = 1.058301 - 0.000306*year
 WQKJLN(AU_Name:Gulf-South) = 0 + 0*year



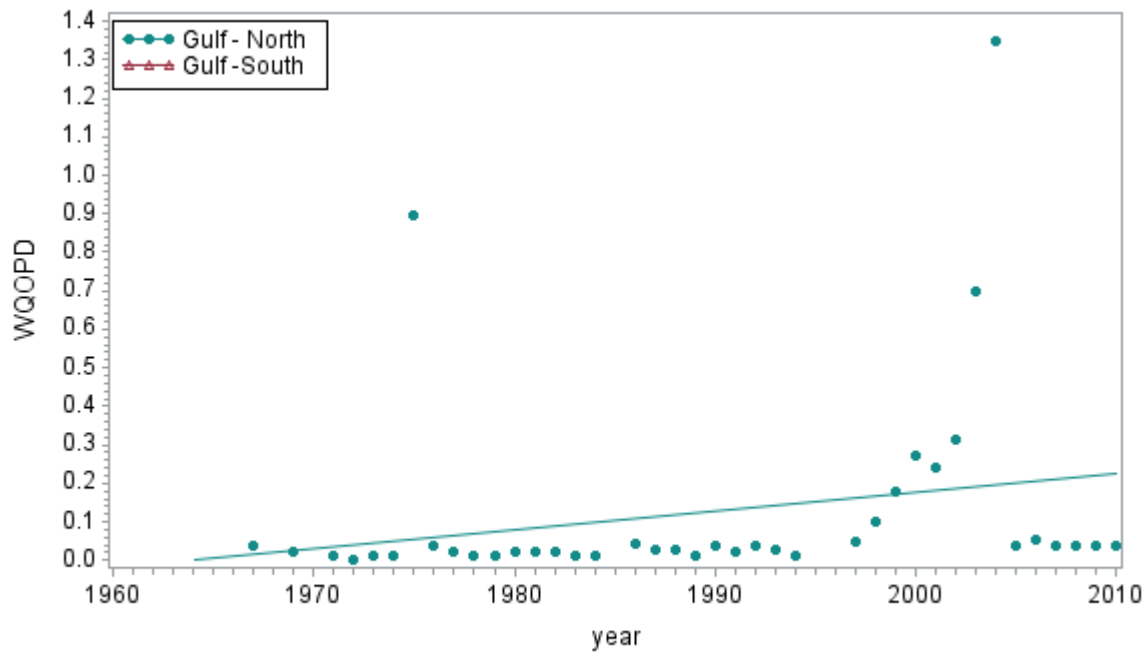
Regression Equation:
 WQNO2N(AU_Name:Gulf-North) = -32.87586 + 0.016631*year
 WQNO2N(AU_Name:Gulf-South) = 0 + 0*year



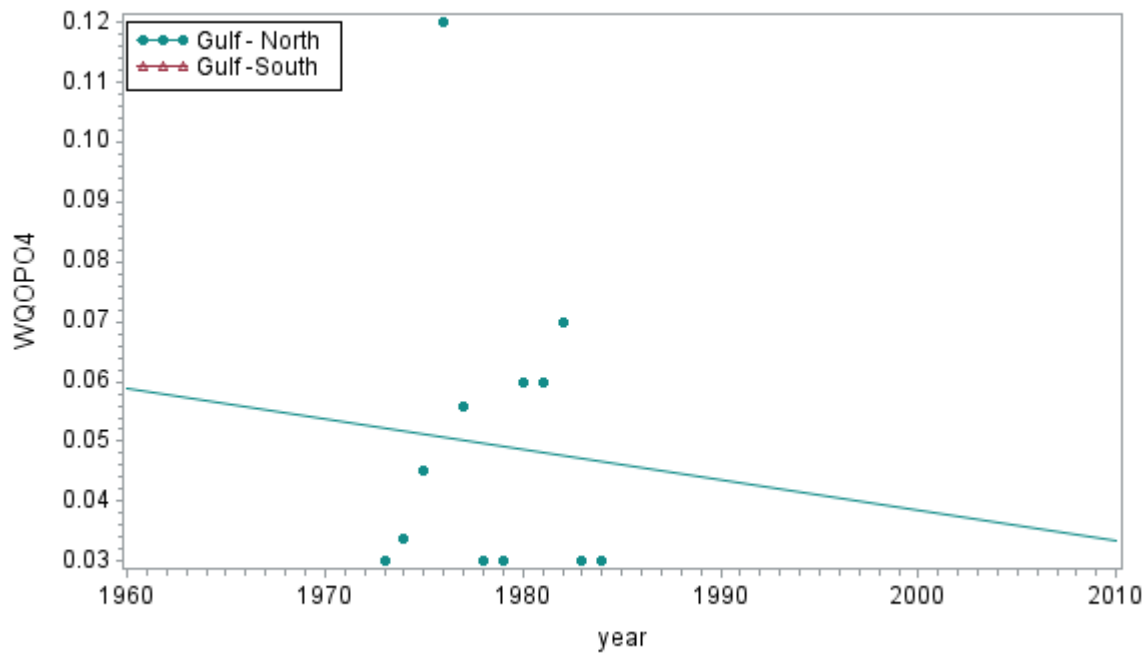
Regression Equation:
 $WQNO3N(AU_Name.Gulf-North) = -21.43344 + 0.010873 \cdot year$
 $WQNO3N(AU_Name.Gulf-South) = 0 + 0 \cdot year$



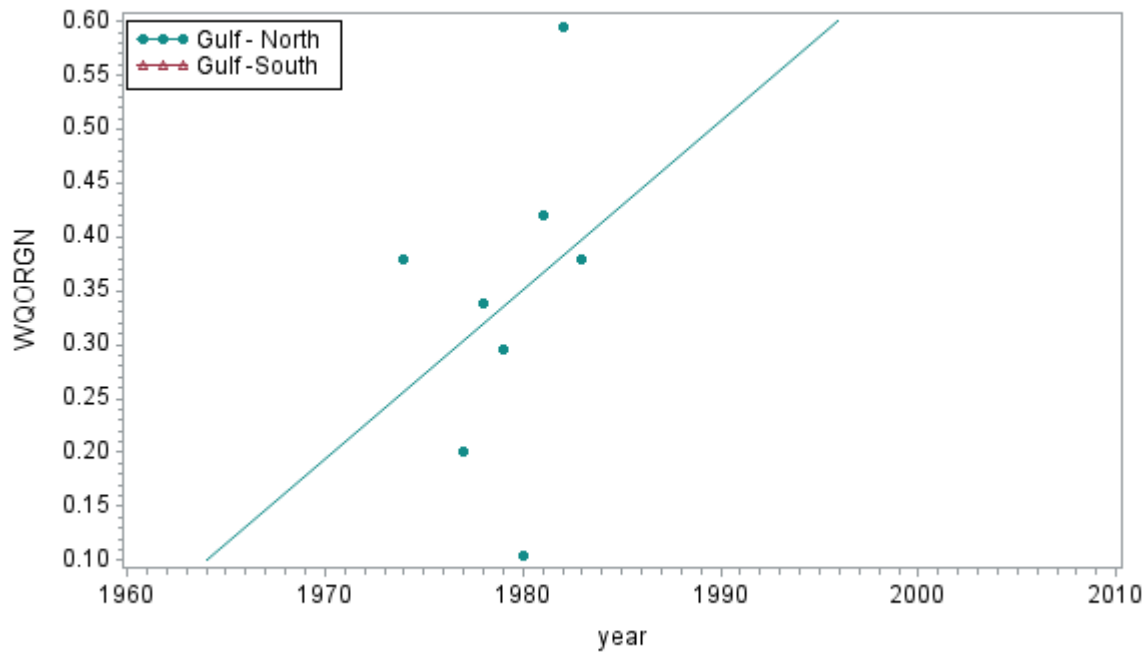
Regression Equation:
 $WQO_G(AU_Name.Gulf-North) = 13.725 + 0 \cdot year$
 $WQO_G(AU_Name.Gulf-South) = 0 + 0 \cdot year$



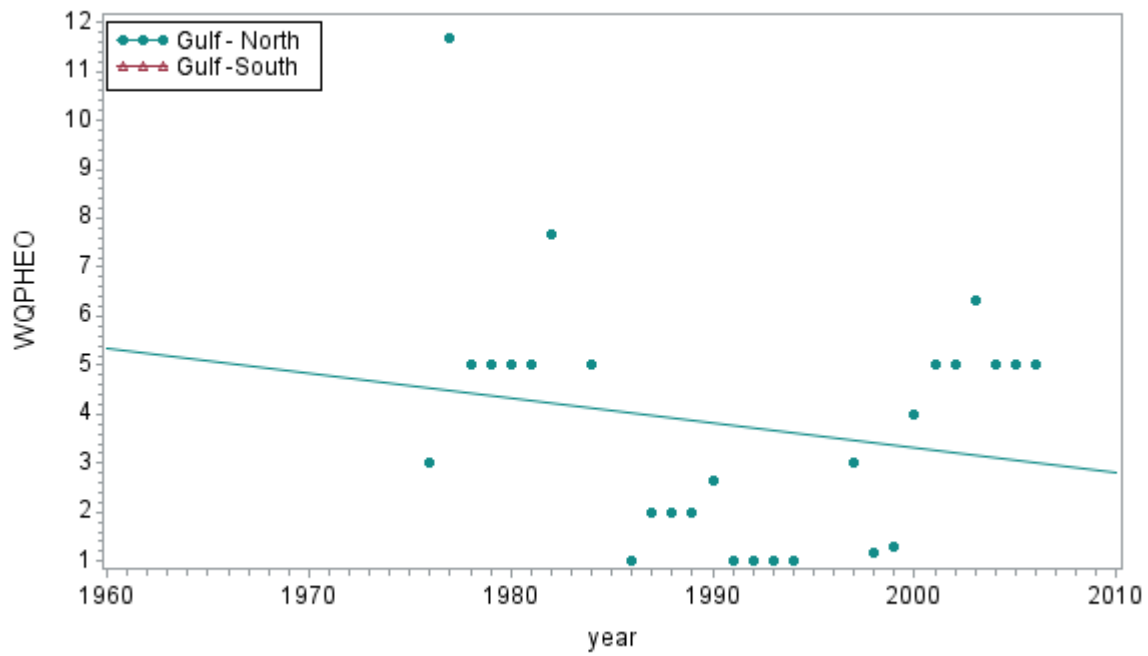
Regression Equation:
 WQOPD(AU_Name.Gulf-North) = -9.713314 + 0.004946*year
 WQOPD(AU_Name.Gulf-South) = 0 + 0*year



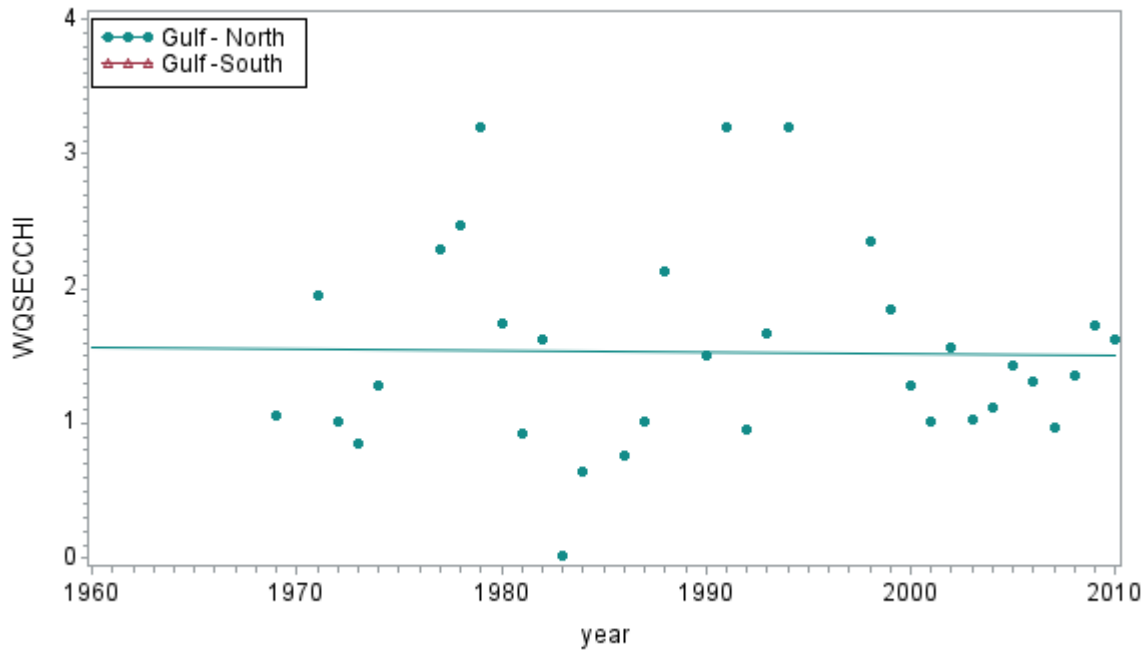
Regression Equation:
 WQOP04(AU_Name.Gulf-North) = 1.051716 - 0.000507*year
 WQOP04(AU_Name.Gulf-South) = 0 + 0*year



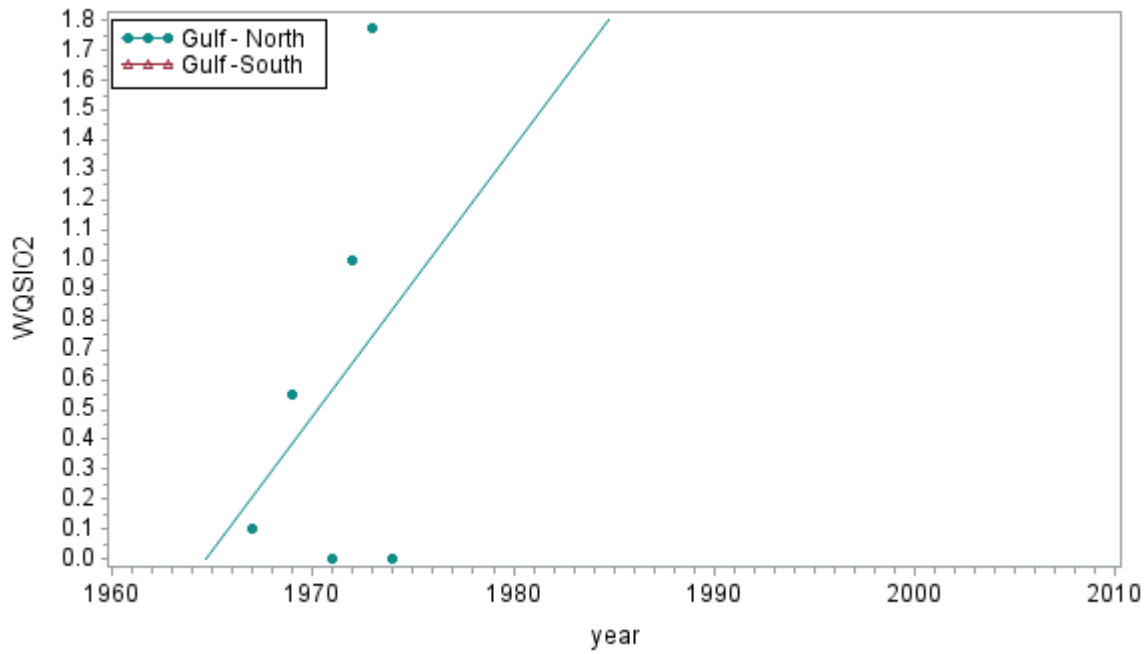
Regression Equation:
 WQORGN(AU_Name.Gulf-North) = -30.74265 + 0.015704*year
 WQORGN(AU_Name.Gulf-South) = 0 + 0*year



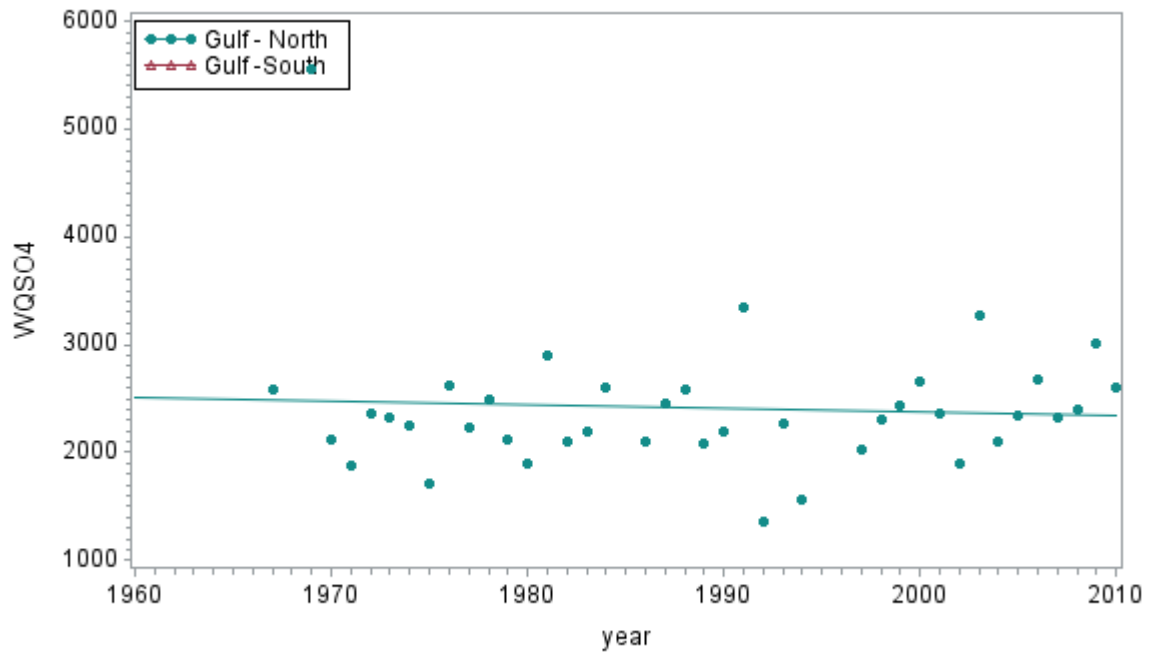
Regression Equation:
 WQPHEO(AU_Name.Gulf-North) = 103.5421 - 0.050107*year
 WQPHEO(AU_Name.Gulf-South) = 0 + 0*year



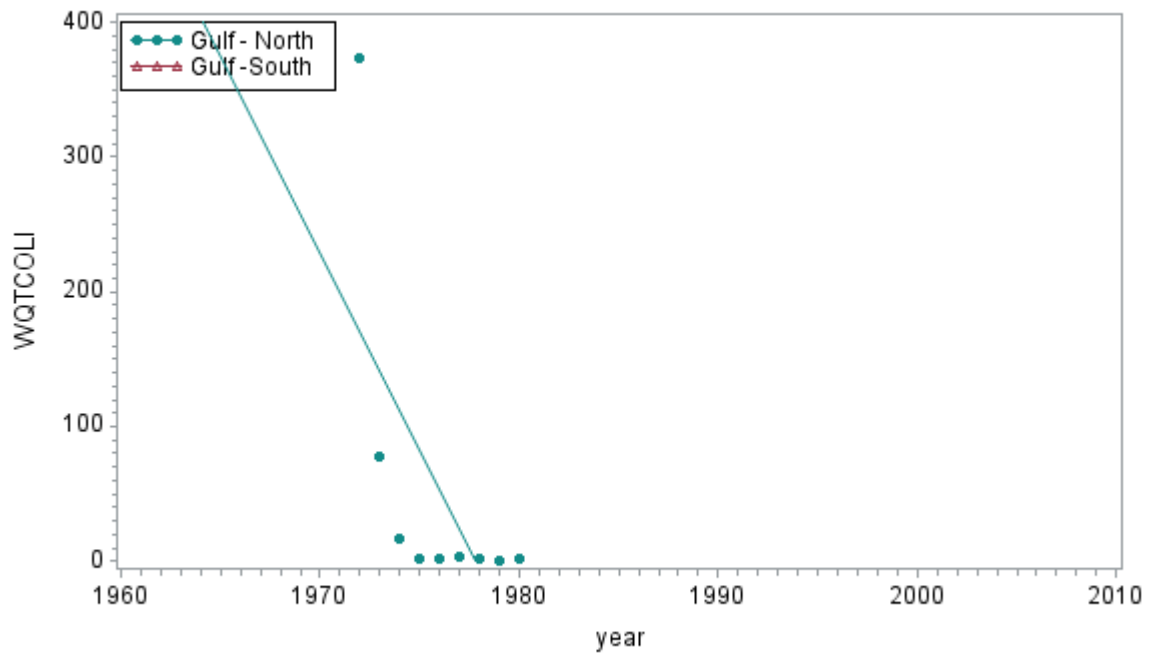
Regression Equation:
 $WQSECCHI(AU_Name.Gulf-North) = 3.886901 - 0.001182 \cdot year$
 $WQSECCHI(AU_Name.Gulf-South) = 0 + 0 \cdot year$



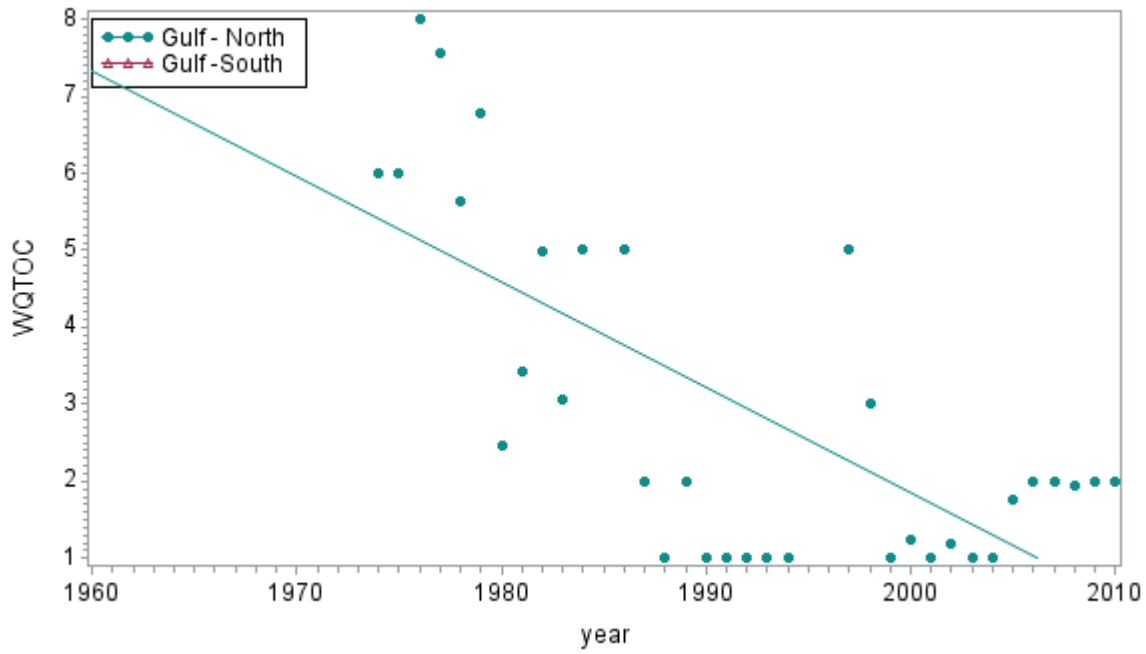
Regression Equation:
 $WQSI02(AU_Name.Gulf-North) = -176.2395 + 0.089706 \cdot year$
 $WQSI02(AU_Name.Gulf-South) = 0 + 0 \cdot year$



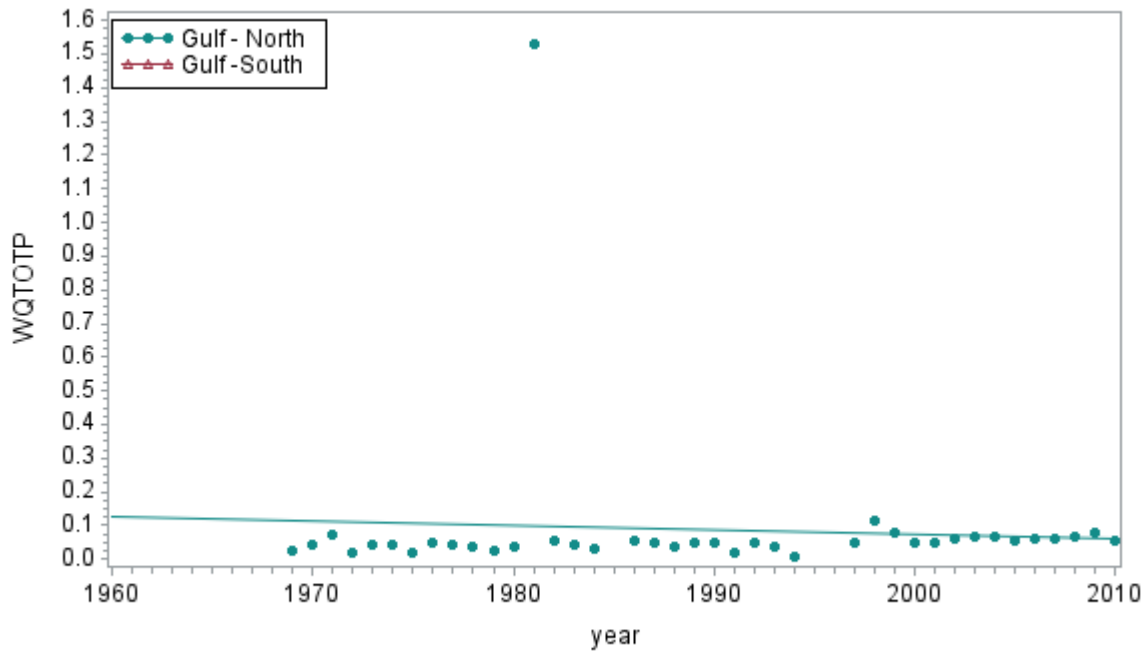
Regression Equation:
 WQSO4(AU Name:Gulf-North) = 9177.722 - 3.404918*year
 WQSO4(AU Name:Gulf-South) = 0 + 0*year



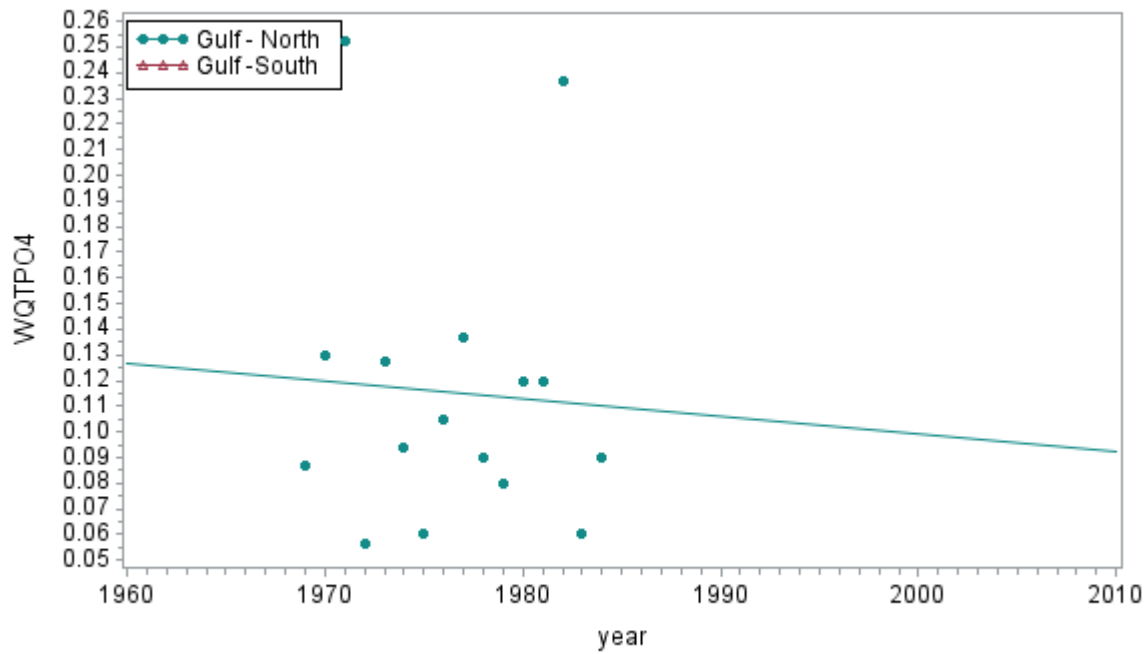
Regression Equation:
 WQTCOLI(AU Name:Gulf-North) = 57656.08 - 29.15123*year
 WQTCOLI(AU Name:Gulf-South) = 0 + 0*year



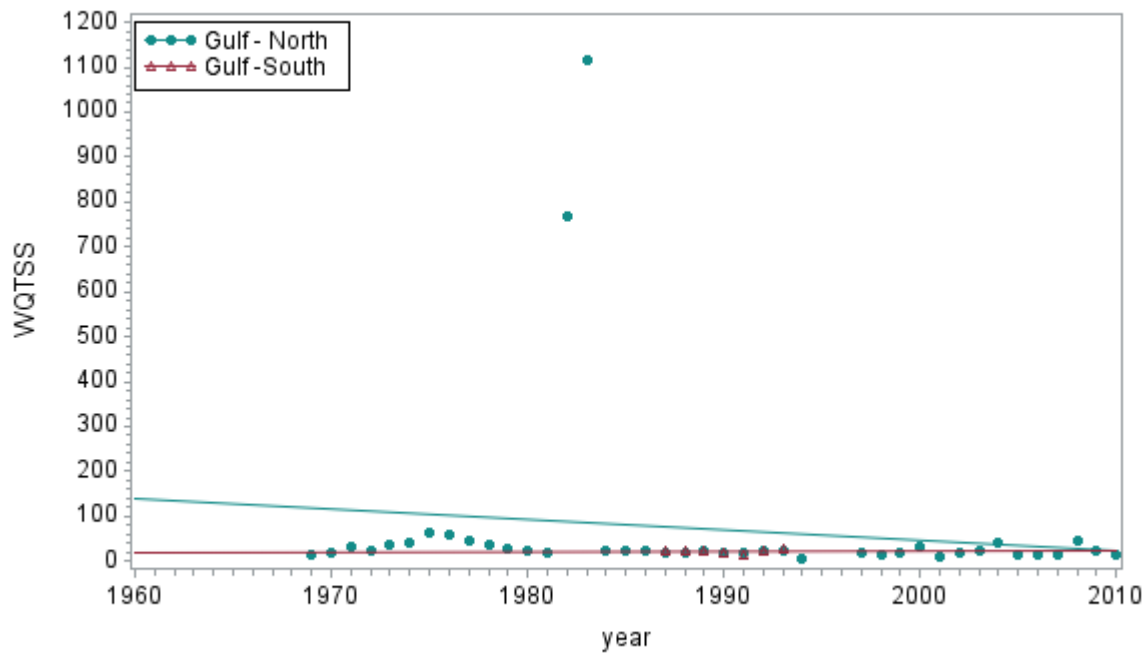
Regression Equation:
 WQTOC (AU_Name.Gulf-North) = 275.5873 - 0.13687*year
 WQTOC (AU_Name.Gulf-South) = 0 + 0*year



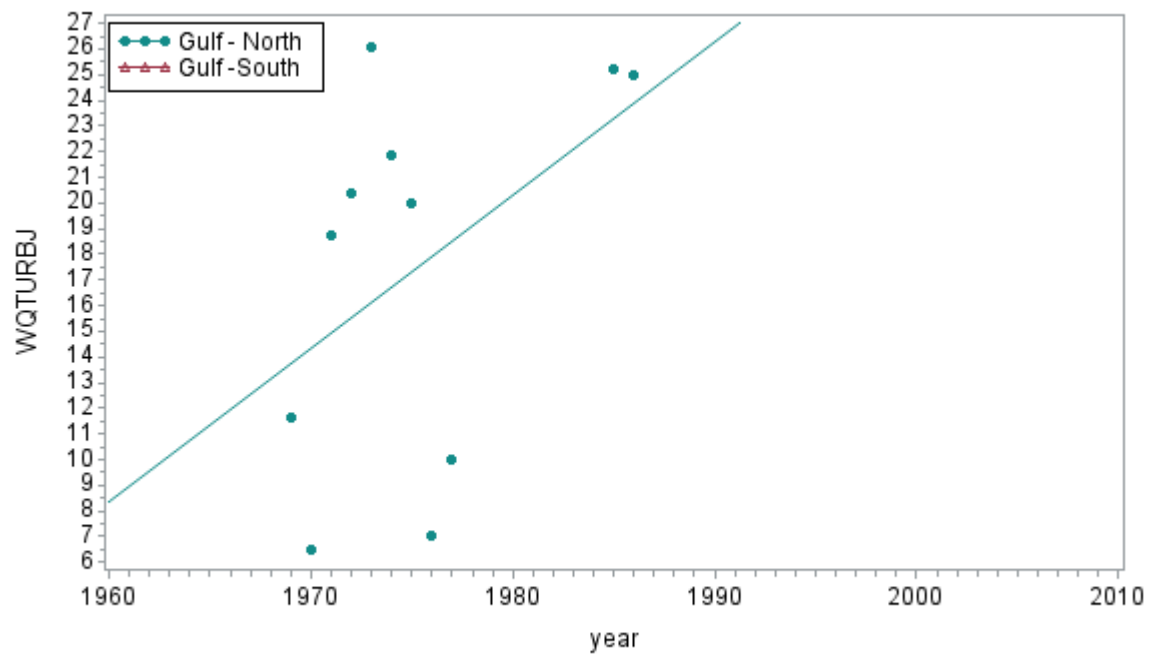
Regression Equation:
 WQTOTP (AU_Name.Gulf-North) = 2.583987 - 0.001255*year
 WQTOTP (AU_Name.Gulf-South) = 0 + 0*year



Regression Equation:
 WQTP04(AU_Name:Gulf-North) = 1.451624 - 0.000681*year
 WQTP04(AU_Name:Gulf-South) = 0 + 0*year



Regression Equation:
 WQTSS(AU_Name:Gulf-North) = 4744.659 - 2.349296*year
 WQTSS(AU_Name:Gulf-South) = -284.3895 + 0.154245*year



Regression Equation:
 WQTURBJ(AU_Name:Gulf-North) = -1159.662 + 0.595941*year
 WQTURBJ(AU_Name:Gulf-South) = 0 + 0*year

Appendix 2: Temporal Trends (Summary Table and Plots) – Sediment Quality

Table 7. Summary of Spearman correlations between sediment quality variables and time.

AU = Assessment Unit, Year = Year(s) sampled, Corr = Spearman-rank correlation, Loc = Location. Significant ($p < 0.05$) and near-significant ($0.05 \leq p < 0.10$) relationships are displayed in bold and italics respectively.

AU ID	AU Name	Variable Name	Variable Abbrev.	First Year	Last Year	Num. Years	Median Year	Corr. Var*Year		Num. Loc.	Mean Year/Loc
								r	p		
2203_01	Petronila Creek										
2203_01		cyanide	SEDCYAN			0					
2203_01		total Kjeldahl nitrogen	SEDKJLN	1995	1995	1	1995			1	1
2203_01		oil & grease	SEDO&G			0					
2203_01		ammonia nitrogen	SEDAMMN			0					
2203_01		total organic nitrogen	SEDORGN			0					
2203_01		total organic carbon	SEDTOTC	1995	1997	3	1996	0.50	0.6667	1	3
2203_01		total phosphorus (as P)	SEDTOTP	1995	1995	1	1995			1	1
2203_01		volatile solids (loss on ignition)	SEDVOLS			0					
2203_01		silver	SEDMETAG			0					
2203_01		aluminum	SEDMETAL			0					
2203_01		arsenic	SEDMETAS	1995	1997	3	1996	-0.50	0.6667	1	3
2203_01		boron	SEDMETB			0					
2203_01		barium	SEDMETBA			0					
2203_01		cadmium	SEDMETCD			0					
2203_01		cobalt	SEDMETCO			0					
2203_01		chromium	SEDMETCR	1995	1997	3	1996	1.00	0.0000	1	3
2203_01		copper	SEDMETCU			0					
2203_01		iron	SEDMETFE			0					
2203_01		mercury	SEDMETHG	1995	1997	3	1996	-1.00	0.0000	1	3
2203_01		manganese	SEDMETMN			0					
2203_01		nickel	SEDMETNI			0					
2203_01		lead	SEDMETPB	1995	1997	3	1996	1.00	0.0000	1	3
2203_01		selenium	SEDMETSE			0					
2203_01		strontium	SEDMETSR			0					
2203_01		zinc	SEDMETZN			0					
2203_01		2,4,5 T	SED-245T			0					
2203_01		2,4 D	SED-24D			0					
2203_01		acenaphthene	SED-ACEN			0					
2203_01		Aldrin	SED-ALDR			0					
2203_01		anthracene	SED-ANTH			0					
2203_01		benzo(a)pyrene	SED-BNZA			0					
2203_01		benzo(a)anthracene	SD-BNZAA			0					
2203_01		benzo(b) fluoranthene	SD-BNZB			0					
2203_01		benzo(k) fluoranthene	SD-BNZK			0					
2203_01		benzo(ghi)perylene	SD-BNZGP			0					
2203_01		total Chlordane	SED-CHLR			0					
2203_01		Chlordane cis isomer	SD-CHLRC			0					
2203_01		chrysene	SED-CHRY			0					
2203_01		total DDD	SED-DDD			0					
2203_01		total DDE	SED-DDE			0					
2203_01		total DDT	SED-DDT			0					
2203_01		Diazinon	SED-DIAZ			0					
2203_01		dibenz(a,h)anthracene	SD-DBANE			0					

AU ID	AU Name	Variable Name	Variable Abbrev.	First Year	Last Year	Num. Years	Median Year	Corr. Var*Year		Num. Loc.	Mean Year/Loc
								r	p		
2203_01		Dieldrin	SED-DIEL			0					
2203_01		Endosulfan I	SED-ENDO			0					
2203_01		Endrin	SED-ENDR			0					
2203_01		fluoranthene	SED-FLRA			0					
2203_01		fluorene	SD-FLRN			0					
2203_01		heptachloride	SED-HEPT			0					
2203_01		heptachloride epoxide	SED-HEPX			0					
2203_01		hexachlorobenzene	SED-HEXA			0					
2203_01		indeno(1,2,3-cd)pyrene	SD-I123P			0					
2203_01		Lindane (gamma-BHC)	SED-LIND			0					
2203_01		Malathion	SED-MALA			0					
2203_01		methyl parathion	SED-MTHP			0					
2203_01		methoxychlor	SED-MTHX			0					
2203_01		naphthalene	SED-NAPT			0					
2203_01		total PAH's	SED-PAH			0					
2203_01		Parathion	SED-PARA			0					
2203_01		total PCB's	SED-PCB			0					
2203_01		p,p'-DDD	SED-PDDD			0					
2203_01		p,p'-DDE	SED-PDDE			0					
2203_01		p,p'-DDT	SED-PDDT			0					
2203_01		perylene	SED-PERY			0					
2203_01		phenanthrene	SD-PHNAN			0					
2203_01		pyrene	SD-PYRN			0					
2203_01		Silvex	SED-SLVX			0					
2203_01		Toxaphene	SED-TOXA			0					
2203_01		tributyltin	SED-TBT			0					
2203_01		DDT converted from proxy relations	SED-XDDT			0					
2463_01	Mesquite Bay										
2463_01		cyanide	SEDCYAN			0					
2463_01		total Kjeldahl nitrogen	SEDKJLN	1973	1988	6	1980.5	-0.26	0.6228	13	1.3076923
2463_01		oil & grease	SEDO&G	1973	1988	8	1982.5	0.33	0.4198	13	1.6923077
2463_01		ammonia nitrogen	SEDAMMN	1984	1984	1	1984			2	1
2463_01		total organic nitrogen	SEDORGN			0					
2463_01		total organic carbon	SEDTOC	1976	2003	6	1997.5	-0.26	0.6228	47	1.0212766
2463_01		total phosphorus (as P)	SEDTOTP	1973	1988	9	1982	-0.34	0.3660	2	9
2463_01		volatile solids (loss on ignition)	SEDVOLS	1976	1988	8	1982.5	0.14	0.7342	1	8
2463_01		silver	SEDMETAG	1973	1987	4	1981	-0.40	0.6000	2	2.5
2463_01		aluminum	SEDMETAL			0					
2463_01		arsenic	SEDMETAS	1973	2003	15	1984	-0.01	0.9798	17	2.1764706
2463_01		boron	SEDMETB	1976	1977	2	1976.5	-1.00		8	1.125
2463_01		barium	SEDMETBA	1976	1995	8	1983.5	0.29	0.4927	15	1.4
2463_01		cadmium	SEDMETCD	1973	1993	8	1980.5	0.21	0.6103	10	1.3
2463_01		cobalt	SEDMETCO	1975	1975	1	1975			1	1
2463_01		chromium	SEDMETCR	1973	2003	15	1986	0.16	0.5672	26	1.8076923
2463_01		copper	SEDMETCU	1973	1995	13	1983	-0.24	0.4262	18	1.6111111
2463_01		iron	SEDMETFE	1976	1987	3	1986	1.00	0.0000	13	1.0769231
2463_01		mercury	SEDMETHG	1973	2003	14	1985	-0.56	0.0388	9	2.4444444
2463_01		manganese	SEDMETMN	1973	1988	11	1982	0.17	0.6203	15	1.6

AU ID	AU Name	Variable Name	Variable Abbrev.	First Year	Last Year	Num. Years	Median Year	Corr. Var*Year		Num. Loc.	Mean Year/Loc
								r	p		
2463_01		nickel	SEDMETNI	1973	1995	11	1983	0.11	0.7495	14	1.7857143
2463_01		lead	SEDMETPB	1973	2003	16	1985	0.02	0.9482	15	2.2666667
2463_01		selenium	SEDMETSE	1987	1993	2	1990	1.00		4	1
2463_01		strontium	SEDMETSR	1976	1976	1	1976			12	1
2463_01		zinc	SEDMETZN	1973	1995	12	1982.5	-0.11	0.7369	17	1.7058824
2463_01		2,4,5 T	SED-245T	1972	1972	1	1972			1	1
2463_01		2,4 D	SED-24D	1972	1972	1	1972			1	1
2463_01		acenaphthene	SED-ACEN	1987	1987	1	1987			1	1
2463_01		Aldrin	SED-ALDR	1972	1987	6	1974.5	-0.34	0.5122	3	2.3333333
2463_01		anthracene	SED-ANTH	1987	1987	1	1987			1	1
2463_01		benzo(a)pyrene	SED-BNZA	1986	1987	2	1986.5	1.00		1	2
2463_01		benzo(a)anthracene	SD-BNZA			0					
2463_01		benzo(b) fluoranthene	SD-BNFB			0					
2463_01		benzo(k) fluoranthene	SD-BNFK			0					
2463_01		benzo(ghi)perylene	SD-BNZGP			0					
2463_01		total Chlordane	SED-CHLR	1972	1975	4	1973.5	-0.77	0.2254	2	2.5
2463_01		Chlordane cis isomer	SD-CHLRC			0					
2463_01		chrysene	SED-CHRY	1986	1987	2	1986.5	-1.00		1	2
2463_01		total DDD	SED-DDD	1972	1975	4	1973.5	-0.77	0.2254	2	2.5
2463_01		total DDE	SED-DDE	1972	1975	4	1973.5	-0.63	0.3675	2	2.5
2463_01		total DDT	SED-DDT	1972	1975	4	1973.5	-0.77	0.2254	2	2.5
2463_01		Diazinon	SED-DIAZ	1975	1975	1	1975			2	1
2463_01		dibenz(a,h)anthracene	SD-DBANE			0					
2463_01		Dieldrin	SED-DIEL	1972	1986	5	1974	-0.22	0.7177	3	2
2463_01		Endosulfan I	SED-ENDO			0					
2463_01		Endrin	SED-ENDR	1972	1975	4	1973.5	-0.77	0.2254	2	2.5
2463_01		fluoranthene	SED-FLRA	1986	1987	2	1986.5	1.00		1	2
2463_01		fluorene	SD-FLRN			0					
2463_01		heptachloride	SED-HEPT	1975	1986	2	1980.5	1.00		2	1
2463_01		heptachloride epoxide	SED-HEPX	1972	1987	6	1974.5	0.33	0.5177	3	2.3333333
2463_01		hexachlorobenzene	SED-HEXA			0					
2463_01		indeno(1,2,3-cd)pyrene	SD-I123P			0					
2463_01		Lindane (gamma-BHC)	SED-LIND	1975	1975	1	1975			1	1
2463_01		Malathion	SED-MALA	1975	1975	1	1975			1	1
2463_01		methyl parathion	SED-MTHP	1975	1975	1	1975			2	1
2463_01		methoxychlor	SED-MTHX	1975	1975	1	1975			1	1
2463_01		naphthalene	SED-NAPT	1984	1984	1	1984			1	1
2463_01		total PAH's	SED-PAH			0					
2463_01		Parathion	SED-PARA	1975	1975	1	1975			1	1
2463_01		total PCB's	SED-PCB	1972	1993	5	1974	0.22	0.7177	5	1.6
2463_01		p,p'-DDD	SED-PDDD	1986	1987	2	1986.5	-1.00		1	2
2463_01		p,p'-DDE	SED-PDDE	1986	1987	2	1986.5	1.00		1	2
2463_01		p,p'-DDT	SED-PDDT	1986	1987	2	1986.5	1.00		1	2
2463_01		perylene	SED-PERY	1986	1987	2	1986.5	-1.00		1	2
2463_01		phenanthrene	SD-PHNAN	1986	1987	2	1986.5	1.00		1	2
2463_01		pyrene	SD-PYRN	1986	1987	2	1986.5	1.00		1	2
2463_01		Silvex	SED-SLVX	1972	1975	2	1973.5	-1.00		2	1
2463_01		Toxaphene	SED-TOXA	1974	1975	2	1974.5			2	1.5
2463_01		tributyltin	SED-TBT			0					

AU ID	AU Name	Variable Name	Variable Abbrev.	First Year	Last Year	Num. Years	Median Year	Corr. Var*Year		Num. Loc.	Mean Year/Loc
								r	p		
2463_01		DDT converted from proxy relations	SED-XDDT	1972	1987	6	1974.5	0.33	0.5177	3	2.3333333
2471A_01	Little Bay										
2471A_01		cyanide	SEDCYAN			0					
2471A_01		total Kjeldahl nitrogen	SEDKJLN			0					
2471A_01		oil & grease	SEDO&G			0					
2471A_01		ammonia nitrogen	SEDAMMN			0					
2471A_01		total organic nitrogen	SEDORGN			0					
2471A_01		total organic carbon	SEDTOC	1976	1976	1	1976			1	1
2471A_01		total phosphorus (as P)	SEDTOTP			0					
2471A_01		volatile solids (loss on ignition)	SEDVOLS			0					
2471A_01		silver	SEDMETAG			0					
2471A_01		aluminum	SEDMETAL			0					
2471A_01		arsenic	SEDMETAS			0					
2471A_01		boron	SEDMETB	1976	1976	1	1976			1	1
2471A_01		barium	SEDMETBA	1976	1976	1	1976			1	1
2471A_01		cadmium	SEDMETCD			0					
2471A_01		cobalt	SEDMETCO			0					
2471A_01		chromium	SEDMETCR	1976	1976	1	1976			1	1
2471A_01		copper	SEDMETCU	1976	1976	1	1976			1	1
2471A_01		iron	SEDMETFE	1976	1976	1	1976			1	1
2471A_01		mercury	SEDMETHG			0					
2471A_01		manganese	SEDMETMN	1976	1976	1	1976			1	1
2471A_01		nickel	SEDMETNI			0					
2471A_01		lead	SEDMETPB			0					
2471A_01		selenium	SEDMETSE			0					
2471A_01		strontium	SEDMETSR	1976	1976	1	1976			1	1
2471A_01		zinc	SEDMETZN	1976	1976	1	1976			1	1
2471A_01		2,4,5 T	SED-245T			0					
2471A_01		2,4 D	SED-24D			0					
2471A_01		acenaphthene	SED-ACEN			0					
2471A_01		Aldrin	SED-ALDR			0					
2471A_01		anthracene	SED-ANTH			0					
2471A_01		benzo(a)pyrene	SED-BNZA			0					
2471A_01		benzo(a)anthracene	SD-BNZAA			0					
2471A_01		benzo(b) fluoranthene	SD-BNZB			0					
2471A_01		benzo(k) fluoranthene	SD-BNZK			0					
2471A_01		benzo(ghi)perylene	SD-BNZGP			0					
2471A_01		total Chlordane	SED-CHLR			0					
2471A_01		Chlordane cis isomer	SD-CHLRC			0					
2471A_01		chrysene	SED-CHRY			0					
2471A_01		total DDD	SED-DDD			0					
2471A_01		total DDE	SED-DDE			0					
2471A_01		total DDT	SED-DDT			0					
2471A_01		Diazinon	SED-DIAZ			0					
2471A_01		dibenz(a,h)anthracene	SD-DBANE			0					
2471A_01		Dieldrin	SED-DIEL			0					
2471A_01		Endosulfan I	SED-ENDO			0					
2471A_01		Endrin	SED-ENDR			0					

AU ID	AU Name	Variable Name	Variable Abbrev.	First Year	Last Year	Num. Years	Median Year	Corr. Var*Year		Num. Loc.	Mean Year/Loc
								r	p		
2471A_01		fluoranthene	SED-FLRA			0					
2471A_01		fluorene	SD-FLRN			0					
2471A_01		heptachloride	SED-HEPT			0					
2471A_01		heptachloride epoxide	SED-HEPX			0					
2471A_01		hexachlorobenzene	SED-HEXA			0					
2471A_01		indeno(1,2,3-cd)pyrene	SD-I123P			0					
2471A_01		Lindane (gamma-BHC)	SED-LIND			0					
2471A_01		Malathion	SED-MALA			0					
2471A_01		methyl parathion	SED-MTHP			0					
2471A_01		methoxychlor	SED-MTHX			0					
2471A_01		naphthalene	SED-NAPT			0					
2471A_01		total PAH's	SED-PAH			0					
2471A_01		Parathion	SED-PARA			0					
2471A_01		total PCB's	SED-PCB			0					
2471A_01		p,p'-DDD	SED-PDDD			0					
2471A_01		p,p'-DDE	SED-PDDE			0					
2471A_01		p,p'-DDT	SED-PDDT			0					
2471A_01		perylene	SED-PERY			0					
2471A_01		phenanthrene	SD-PHMAN			0					
2471A_01		pyrene	SD-PYRN			0					
2471A_01		Silvex	SED-SLVX			0					
2471A_01		Toxaphene	SED-TOXA			0					
2471A_01		tributyltin	SED-TBT			0					
2471A_01		DDT converted from proxy relations	SED-XDDT			0					
2471_01	Aransas Bay										
2471_01		cyanide	SEDCYAN			0					
2471_01		total Kjeldahl nitrogen	SEDKJLN	1973	1987	8	1976.5	0.07	0.8665	7	1.7142857
2471_01		oil & grease	SEDO&G	1973	1988	10	1980	-0.09	0.8028	15	1.6
2471_01		ammonia nitrogen	SEDAMMN	1984	1984	1	1984			2	1
2471_01		total organic nitrogen	SEDORGN			0					
2471_01		total organic carbon	SEDTOC	1976	2003	12	1994.5	0.37	0.2356	132	1.0378788
2471_01		total phosphorus (as P)	SEDTOTP	1973	1987	9	1977	-0.53	0.1392	35	0.6666667
2471_01		volatile solids (loss on ignition)	SEDVOLS	1974	1987	7	1981	0.32	0.4821	2	3.5
2471_01		silver	SEDMETAG	1973	1993	8	1976.5	-0.74	0.0349	6	1.6666667
2471_01		aluminum	SEDMETAL			0					
2471_01		arsenic	SEDMETAS	1973	2003	18	1986.5	0.55	0.0170	36	1.5833333
2471_01		boron	SEDMETB	1976	1977	2	1976.5	-1.00		22	1.0454545
2471_01		barium	SEDMETBA	1976	1995	7	1983	0.36	0.4316	29	1.1724138
2471_01		cadmium	SEDMETCD	1973	1993	12	1980	-0.44	0.1509	12	1.5
2471_01		cobalt	SEDMETCO	1975	1975	1	1975			1	1
2471_01		<i>chromium</i>	<i>SEDMETCR</i>	<i>1973</i>	<i>2003</i>	<i>21</i>	<i>1988</i>	<i>0.43</i>	<i>0.0542</i>	<i>71</i>	<i>1.6197183</i>
2471_01		copper	SEDMETCU	1973	1995	16	1985.5	-0.36	0.1686	52	1.5961538
2471_01		iron	SEDMETFE	1976	1993	4	1986.5	1.00	0.0000	25	1.04
2471_01		mercury	SEDMETHG	1973	2003	16	1985.5	-0.06	0.8197	24	1.5833333
2471_01		manganese	SEDMETMN	1973	1993	11	1981	-0.40	0.2229	28	1.2857143
2471_01		nickel	SEDMETNI	1973	1995	15	1985	-0.30	0.2834	50	1.46
2471_01		lead	SEDMETPB	1973	2003	21	1987	0.19	0.4039	54	1.6296296
2471_01		selenium	SEDMETSE	1983	1993	3	1987	-0.50	0.6667	5	1.2

AU ID	AU Name	Variable Name	Variable Abbrev.	First Year	Last Year	Num. Years	Median Year	Corr. Var*Year		Num. Loc.	Mean Year/Loc
								r	p		
2471_01		strontium	SEDMETSR	1976	1976	1	1976			21	1
2471_01		zinc	SEDMETZN	1969	1995	18	1984.5	0.17	0.5071	55	1.6363636
2471_01		2,4,5 T	SED-245T			0					
2471_01		2,4 D	SED-24D			0					
2471_01		acenaphthene	SED-ACEN	1993	1993	1	1993			3	1
2471_01		Aldrin	SED-ALDR	1974	1987	6	1977.5	0.44	0.3832	5	1.4
2471_01		anthracene	SED-ANTH	1993	1993	1	1993			3	1
2471_01		benzo(a)pyrene	SED-BNZA	1987	1993	2	1990	-1.00		4	1
2471_01		benzo(a)anthracene	SD-BNZAA			0					
2471_01		benzo(b) fluoranthene	SD-BNZB			0					
2471_01		benzo(k) fluoranthene	SD-BNZK			0					
2471_01		benzo(ghi)perylene	SD-BNZGP			0					
2471_01		total Chlordane	SED-CHLR	1974	1993	5	1976	0.78	0.1176	5	1.4
2471_01		Chlordane cis isomer	SD-CHLRC			0					
2471_01		chrysene	SED-CHRY	1986	1993	3	1987	0.50	0.6667	4	1.25
2471_01		total DDD	SED-DDD	1974	1979	4	1975.5	0.77	0.2254	3	1.6666667
2471_01		total DDE	SED-DDE	1974	1979	4	1975.5	0.77	0.2254	3	1.6666667
2471_01		total DDT	SED-DDT	1974	1993	5	1976	0.78	0.1176	6	1.3333333
2471_01		Diazinon	SED-DIAZ	1975	1976	2	1975.5			2	1.5
2471_01		dibenz(a,h)anthracene	SD-DBANE			0					
2471_01		Dieldrin	SED-DIEL	1974	1993	6	1977.5	0.70	0.1228	6	1.3333333
2471_01		Endosulfan I	SED-ENDO			0					
2471_01		Endrin	SED-ENDR	1974	1979	4	1975.5	0.77	0.2254	3	1.6666667
2471_01		fluoranthene	SED-FLRA	1986	1993	3	1987	0.50	0.6667	4	1.25
2471_01		fluorene	SD-FLRN	1993	1993	1	1993			3	1
2471_01		heptachloride	SED-HEPT	1975	1993	4	1981.5	0.74	0.2621	3	1.3333333
2471_01		heptachloride epoxide	SED-HEPX	1974	1986	5	1976	0.78	0.1176	4	1.5
2471_01		hexachlorobenzene	SED-HEXA			0					
2471_01		indeno(1,2,3-cd)pyrene	SD-I123P			0					
2471_01		Lindane (gamma-BHC)	SED-LIND	1975	1993	3	1976	0.87	0.3333	2	1.5
2471_01		Malathion	SED-MALA	1975	1975	1	1975			1	1
2471_01		methyl parathion	SED-MTHP	1975	1976	2	1975.5			2	1.5
2471_01		methoxychlor	SED-MTHX	1975	1979	3	1976	0.87	0.3333	2	1.5
2471_01		naphthalene	SED-NAPT	1993	1993	1	1993			3	1
2471_01		total PAH's	SED-PAH	1993	1993	1	1993			3	1
2471_01		Parathion	SED-PARA	1975	1976	2	1975.5			1	2
2471_01		total PCB's	SED-PCB	1974	1993	5	1976	0.30	0.6238	7	1.2857143
2471_01		p,p'-DDD	SED-PDDD	1986	1993	3	1987	-0.50	0.6667	3	1.3333333
2471_01		p,p'-DDE	SED-PDDE	1986	1993	3	1987	-0.87	0.3333	4	1.25
2471_01		p,p'-DDT	SED-PDDT	1986	1987	2	1986.5	-1.00		1	2
2471_01		perylene	SED-PERY	1986	1993	3	1987	-1.00	0.0000	4	1.25
2471_01		phenanthrene	SD-PHNAN	1986	1993	3	1987	-0.50	0.6667	4	1.25
2471_01		pyrene	SD-PYRN	1986	1993	3	1987	-0.50	0.6667	4	1.25
2471_01		Silvex	SED-SLVX	1975	1976	2	1975.5			1	2
2471_01		Toxaphene	SED-TOXA	1974	1979	4	1975.5			3	1.6666667
2471_01		tributyltin	SED-TBT	1993	1993	1	1993			3	1
2471_01		DDT converted from proxy relations	SED-XDDT	1974	1993	7	1979	0.51	0.2398	7	1.4285714
2472_01	Copano Bay periphery										

AU ID	AU Name	Variable Name	Variable Abbrev.	First Year	Last Year	Num. Years	Median Year	Corr. Var*Year		Num. Loc.	Mean Year/Loc
								r	p		
2472_01		cyanide	SEDCYAN			0					
2472_01		total Kjeldahl nitrogen	SEDKJLN	1973	1989	7	1978	0.21	0.6445	2	5.5
2472_01		oil & grease	SEDO&G	1973	1988	12	1980.5	0.21	0.5128	2	9.5
2472_01		ammonia nitrogen	SEDAMMN			0					
2472_01		total organic nitrogen	SEDORGN			0					
2472_01		total organic carbon	SEDTOC	1976	2002	4	2000.5	-0.40	0.6000	71	1
2472_01		total phosphorus (as P)	SEDTOTP	1973	1989	13	1981	-0.41	0.1680	4	10
2472_01		volatile solids (loss on ignition)	SEDVOLS	1976	1989	11	1982	0.30	0.3701	2	8.5
2472_01		silver	SEDMETAG	1973	1976	2	1974.5	-1.00		2	1.5
2472_01		aluminum	SEDMETAL			0					
2472_01		arsenic	SEDMETAS	1972	2002	19	1982	-0.01	0.9829	14	3.5714286
2472_01		boron	SEDMETB	1976	1979	3	1978	-0.50	0.6667	12	1.1666667
2472_01		barium	SEDMETBA	1976	1989	9	1983	-0.32	0.4064	24	1.5416667
2472_01		cadmium	SEDMETCD	1972	1986	8	1977.5	0.11	0.7995	5	3.2
2472_01		cobalt	SEDMETCO	1972	1975	3	1973	1.00	0.0000	3	2.3333333
2472_01		chromium	SEDMETCR	1973	2002	17	1983	0.13	0.6192	31	2.1935484
2472_01		copper	SEDMETCU	1972	1989	15	1980	0.03	0.9195	20	2.1
2472_01		iron	SEDMETFE	1972	1976	3	1973	1.00	0.0000	24	1.0833333
2472_01		mercury	SEDMETHG	1973	2002	17	1983	-0.27	0.2861	11	3.1818182
2472_01		manganese	SEDMETMN	1972	1989	15	1980	0.12	0.6615	27	1.8148148
2472_01		nickel	SEDMETNI	1973	1989	13	1981	-0.38	0.2007	14	2.2142857
2472_01		lead	SEDMETPB	1972	2002	19	1982	-0.10	0.6733	14	3.7857143
2472_01		selenium	SEDMETSE			0					
2472_01		strontium	SEDMETSR	1976	1976	1	1976			22	1
2472_01		zinc	SEDMETZN	1972	1989	14	1980.5	-0.13	0.6477	20	2
2472_01		2,4,5 T	SED-245T			0					
2472_01		2,4 D	SED-24D			0					
2472_01		acenaphthene	SED-ACEN			0					
2472_01		Aldrin	SED-ALDR	1971	1976	5	1973	0.11	0.8660	3	3
2472_01		anthracene	SED-ANTH			0					
2472_01		benzo(a)pyrene	SED-BNZA			0					
2472_01		benzo(a)anthracene	SD-BNZAA			0					
2472_01		benzo(b) fluoranthene	SD-BNZB			0					
2472_01		benzo(k) fluoranthene	SD-BNZK			0					
2472_01		benzo(ghi)perylene	SD-BNZGP			0					
2472_01		total Chlordane	SED-CHLR	1971	1976	5	1973	0.11	0.8660	3	3
2472_01		Chlordane cis isomer	SD-CHLRC			0					
2472_01		chrysene	SED-CHRY			0					
2472_01		total DDD	SED-DDD	1971	1976	5	1973	-0.30	0.6238	3	3
2472_01		total DDE	SED-DDE	1971	1976	5	1973	-0.30	0.6238	3	3
2472_01		total DDT	SED-DDT	1971	1976	5	1973	0.11	0.8660	3	3
2472_01		Diazinon	SED-DIAZ	1975	1976	2	1975.5	1.00		4	1.25
2472_01		dibenz(a,h)anthracene	SD-DBANE			0					
2472_01		Dieldrin	SED-DIEL	1971	1976	5	1973	0.11	0.8660	3	3
2472_01		Endosulfan I	SED-ENDO			0					
2472_01		Endrin	SED-ENDR	1971	1976	5	1973	0.11	0.8660	3	3
2472_01		fluoranthene	SED-FLRA			0					
2472_01		fluorene	SD-FLRN			0					

AU ID	AU Name	Variable Name	Variable Abbrev.	First Year	Last Year	Num. Years	Median Year	Corr. Var*Year		Num. Loc.	Mean Year/Loc
								r	p		
2472_01		heptachloride	SED-HEPT	1975	1976	2	1975.5	1.00		1	2
2472_01		heptachloride epoxide	SED-HEPX	1971	1976	5	1973	0.11	0.8660	3	3
2472_01		hexachlorobenzene	SED-HEXA			0					
2472_01		indeno(1,2,3-cd)pyrene	SD-I123P			0					
2472_01		Lindane (gamma-BHC)	SED-LIND	1975	1976	2	1975.5	1.00		1	2
2472_01		Malathion	SED-MALA	1975	1975	1	1975			3	1
2472_01		methyl parathion	SED-MTHP	1975	1976	2	1975.5	1.00		4	1.25
2472_01		methoxychlor	SED-MTHX	1975	1976	2	1975.5	1.00		1	2
2472_01		naphthalene	SED-NAPT			0					
2472_01		total PAH's	SED-PAH			0					
2472_01		Parathion	SED-PARA	1975	1976	2	1975.5	1.00		1	2
2472_01		total PCB's	SED-PCB	1972	1976	4	1974.5	0.80	0.2000	4	1.75
2472_01		p,p'-DDD	SED-PDDD			0					
2472_01		p,p'-DDE	SED-PDDE			0					
2472_01		p,p'-DDT	SED-PDDT			0					
2472_01		perylene	SED-PERY			0					
2472_01		phenanthrene	SD-PHNAN			0					
2472_01		pyrene	SD-PYRN			0					
2472_01		Silvex	SED-SLVX	1975	1976	2	1975.5	1.00		1	2
2472_01		Toxaphene	SED-TOXA	1975	1976	2	1975.5	1.00		3	1.3333333
2472_01		tributyltin	SED-TBT			0					
2472_01		DDT converted from proxy relations	SED-XDDT	1971	1976	5	1973	0.11	0.8660	3	3
2472_02	Copano Bay										
2472_02		cyanide	SEDCYAN			0					
2472_02		total Kjeldahl nitrogen	SEDKJLN			0					
2472_02		oil & grease	SEDO&G			0					
2472_02		ammonia nitrogen	SEDAMMN			0					
2472_02		total organic nitrogen	SEDORGN			0					
2472_02		total organic carbon	SEDTOC	1976	2003	10	1992.5	0.66	0.0376	82	1.0243902
2472_02		total phosphorus (as P)	SEDTOTP			0					
2472_02		volatile solids (loss on ignition)	SEDVOLS			0					
2472_02		silver	SEDMETAG	1986	1994	6	1991.5	-0.83	0.0416	8	1.125
2472_02		aluminum	SEDMETAL			0					
2472_02		arsenic	SEDMETAS	1975	2003	10	1992.5	-0.03	0.9338	16	1.125
2472_02		boron	SEDMETB	1976	1976	1	1976			13	1
2472_02		barium	SEDMETBA	1976	1976	1	1976			14	1
2472_02		cadmium	SEDMETCD	1975	1994	7	1991	-0.50	0.2482	9	1.1111111
2472_02		cobalt	SEDMETCO	1975	1975	1	1975			1	1
2472_02		chromium	SEDMETCR	1976	2003	10	1992.5	0.09	0.8028	29	1.0689655
2472_02		copper	SEDMETCU	1975	1994	8	1989	0.52	0.1827	22	1.0454545
2472_02		iron	SEDMETFE	1976	1994	7	1991	0.29	0.5345	22	1.0454545
2472_02		mercury	SEDMETHG	1986	2003	9	1993	0.28	0.4720	15	1.1333333
2472_02		manganese	SEDMETMN	1975	1994	8	1989	0.48	0.2329	23	1.0434783
2472_02		nickel	SEDMETNI	1976	1994	7	1991	0.64	0.1194	21	1.047619
2472_02		lead	SEDMETPB	1975	2003	11	1992	0.24	0.4841	25	1.08
2472_02		selenium	SEDMETSE	1987	1994	5	1992	-0.30	0.6238	8	1
2472_02		strontium	SEDMETSR	1976	1976	1	1976			14	1
2472_02		zinc	SEDMETZN	1975	1994	8	1989	0.71	0.0465	19	1.0526316

AU ID	AU Name	Variable Name	Variable Abbrev.	First Year	Last Year	Num. Years	Median Year	Corr. Var*Year		Num. Loc.	Mean Year/Loc
								r	p		
2472_02		2,4,5 T	SED-245T			0					
2472_02		2,4 D	SED-24D			0					
2472_02		acenaphthene	SED-ACEN	1991	1993	3	1992	0.50	0.6667	5	1
2472_02		Aldrin	SED-ALDR	1971	1992	3	1987	-1.00	0.0000	3	1
2472_02		anthracene	SED-ANTH	1991	1993	3	1992	0.50	0.6667	5	1
2472_02		benzo(a)pyrene	SED-BNZA	1987	1993	4	1991.5	-0.40	0.6000	6	1
2472_02		benzo(a)anthracene	SD-BNZAA			0					
2472_02		benzo(b) fluoranthene	SD-BNZB			0					
2472_02		benzo(k) fluoranthene	SD-BNZK			0					
2472_02		benzo(ghi)perylene	SD-BNZGP			0					
2472_02		total Chlordane	SED-CHLR	1971	1994	4	1992.5	-0.40	0.6000	7	1
2472_02		Chlordane cis isomer	SD-CHLRC			0					
2472_02		chrysene	SED-CHRY	1987	1993	4	1991.5	-0.40	0.6000	6	1
2472_02		total DDD	SED-DDD	1971	1971	1	1971			1	1
2472_02		total DDE	SED-DDE	1971	1971	1	1971			1	1
2472_02		total DDT	SED-DDT	1971	1994	4	1992.5	0.40	0.6000	7	1
2472_02		Diazinon	SED-DIAZ	1975	1975	1	1975			1	1
2472_02		dibenz(a,h)anthracene	SD-DBANE			0					
2472_02		Dieldrin	SED-DIEL	1971	1994	4	1992.5	-0.20	0.8000	6	1
2472_02		Endosulfan I	SED-ENDO	1994	1994	1	1994			1	1
2472_02		Endrin	SED-ENDR	1971	1994	2	1982.5	1.00		2	1
2472_02		fluoranthene	SED-FLRA	1987	1993	4	1991.5	-0.40	0.6000	6	1
2472_02		fluorene	SD-FLRN	1991	1993	3	1992	0.50	0.6667	5	1
2472_02		heptachloride	SED-HEPT	1992	1994	3	1993	0.50	0.6667	4	1
2472_02		heptachloride epoxide	SED-HEPX	1971	1971	1	1971			1	1
2472_02		hexachlorobenzene	SED-HEXA			0					
2472_02		indeno(1,2,3-cd)pyrene	SD-I123P			0					
2472_02		Lindane (gamma-BHC)	SED-LIND	1992	1993	2	1992.5	-1.00		3	1
2472_02		Malathion	SED-MALA	1975	1975	1	1975			1	1
2472_02		methyl parathion	SED-MTHP	1975	1975	1	1975			1	1
2472_02		methoxychlor	SED-MTHX			0					
2472_02		naphthalene	SED-NAPT	1991	1993	3	1992	-0.50	0.6667	5	1
2472_02		total PAH's	SED-PAH	1991	1993	3	1992	0.50	0.6667	5	1
2472_02		Parathion	SED-PARA			0					
2472_02		total PCB's	SED-PCB	1991	1994	4	1992.5	0.40	0.6000	7	1
2472_02		p,p'-DDD	SED-PDDD	1986	1994	5	1992	0.30	0.6238	7	1.1428571
2472_02		p,p'-DDE	SED-PDDE	1986	1994	5	1992	-0.70	0.1881	7	1.1428571
2472_02		p,p'-DDT	SED-PDDT	1986	1994	4	1990	0.40	0.6000	5	1.2
2472_02		perylene	SED-PERY	1986	1993	5	1991	-0.90	0.0374	6	1.1666667
2472_02		phenanthrene	SD-PHNAN	1987	1993	4	1991.5	0.00	1.0000	6	1
2472_02		pyrene	SD-PYRN	1987	1993	4	1991.5	0.00	1.0000	6	1
2472_02		Silvex	SED-SLVX			0					
2472_02		Toxaphene	SED-TOXA			0					
2472_02		tributyltin	SED-TBT	1992	1994	3	1993	0.50	0.6667	5	1
2472_02		DDT converted from proxy relations	SED-XDDT	1971	1994	6	1989.5	0.31	0.5441	8	1.125
2473_01	St. Charles Bay										
2473_01		cyanide	SEDCYAN			0					
2473_01		total Kjeldahl nitrogen	SEDKJLN	1980	1988	8	1983.5	-0.13	0.7558	1	8

AU ID	AU Name	Variable Name	Variable Abbrev.	First Year	Last Year	Num. Years	Median Year	Corr. Var*Year		Num. Loc.	Mean Year/Loc
								r	p		
2473_01		oil & grease	SEDO&G	1980	1988	8	1983.5	0.35	0.3962	1	8
2473_01		ammonia nitrogen	SEDAMMN			0					
2473_01		total organic nitrogen	SEDORGN			0					
2473_01		total organic carbon	SEDOGC	1976	2002	2	1989	1.00		19	1
2473_01		total phosphorus (as P)	SEDTOTP	1980	1988	8	1983.5	-0.60	0.1195	2	8
2473_01		volatile solids (loss on ignition)	SEDOVOLS	1980	1988	8	1983.5	0.50	0.2070	1	8
2473_01		silver	SEDOMETAG			0					
2473_01		aluminum	SEDOMETAL			0					
2473_01		arsenic	SEDOMETAS	1972	2002	12	1982.5	0.01	0.9655	6	3.3333333
2473_01		boron	SEDOMETB	1976	1980	2	1978	-1.00		6	1
2473_01		barium	SEDOMETBA	1976	1988	9	1983	0.15	0.7001	6	2.1666667
2473_01		cadmium	SEDOMETCD	1972	1975	3	1973	0.87	0.3333	1	3
2473_01		cobalt	SEDOMETCO	1972	1975	3	1973	1.00	0.0000	1	3
2473_01		chromium	SEDOMETCR	1976	2002	10	1983.5	0.38	0.2830	10	2.2
2473_01		copper	SEDOMETCU	1972	1988	12	1981.5	-0.21	0.5049	7	2.2857143
2473_01		iron	SEDOMETFE	1972	1976	3	1973	-1.00	0.0000	6	1.1666667
2473_01		mercury	SEDO METHG	1980	2002	9	1984	-0.04	0.9257	5	2.8
2473_01		manganese	SEDO METMN	1972	1988	12	1981.5	-0.16	0.6092	7	2.2857143
2473_01		nickel	SEDO METNI	1976	1988	6	1984.5	-0.06	0.9131	6	1.6666667
2473_01		lead	SEDO METPB	1972	2002	12	1982.5	-0.09	0.7700	6	3.5
2473_01		selenium	SEDO METSE	1983	1983	1	1983			1	1
2473_01		strontium	SEDO METSR	1976	1976	1	1976			5	1
2473_01		zinc	SEDO METZN	1972	1988	12	1981.5	-0.12	0.7129	6	2.5
2473_01		2,4,5 T	SED-245T	1972	1972	1	1972			1	1
2473_01		2,4 D	SED-24D	1972	1972	1	1972			1	1
2473_01		acenaphthene	SED-ACEN			0					
2473_01		Aldrin	SED-ALDR	1972	1975	4	1973.5	-0.77	0.2254	1	4
2473_01		anthracene	SED-ANTH			0					
2473_01		benzo(a)pyrene	SED-BNZA			0					
2473_01		benzo(a)anthracene	SD-BNZA			0					
2473_01		benzo(b) fluoranthene	SD-BNZA			0					
2473_01		benzo(k) fluoranthene	SD-BNZA			0					
2473_01		benzo(ghi)perylene	SD-BNZA			0					
2473_01		total Chlordane	SED-CHLR	1972	1975	4	1973.5	-0.77	0.2254	1	4
2473_01		Chlordane cis isomer	SD-CHLRC			0					
2473_01		chrysene	SED-CHRY			0					
2473_01		total DDD	SED-DDD	1972	1975	4	1973.5	-0.77	0.2254	1	4
2473_01		total DDE	SED-DDE	1972	1975	4	1973.5	-0.32	0.6838	1	4
2473_01		total DDT	SED-DDT	1972	1975	4	1973.5	-0.77	0.2254	1	4
2473_01		Diazinon	SED-DIAZ	1975	1975	1	1975			1	1
2473_01		dibenz(a,h)anthracene	SD-DBANE			0					
2473_01		Dieldrin	SED-DIEL	1972	1975	4	1973.5	-0.77	0.2254	1	4
2473_01		Endosulfan I	SED-ENDO			0					
2473_01		Endrin	SED-ENDR	1972	1975	4	1973.5	-0.77	0.2254	1	4
2473_01		fluoranthene	SED-FLRA			0					
2473_01		fluorene	SD-FLRN			0					
2473_01		heptachloride	SED-HEPT			0					
2473_01		heptachloride epoxide	SED-HEPX	1972	1975	4	1973.5	-0.77	0.2254	1	4

AU ID	AU Name	Variable Name	Variable Abbrev.	First Year	Last Year	Num. Years	Median Year	Corr. Var*Year		Num. Loc.	Mean Year/Loc
								r	p		
2473_01		hexachlorobenzene	SED-HEXA	1986	1986	1	1986			1	1
2473_01		indeno(1,2,3-cd)pyrene	SD-I123P			0					
2473_01		Lindane (gamma-BHC)	SED-LIND			0					
2473_01		Malathion	SED-MALA	1975	1975	1	1975			1	1
2473_01		methyl parathion	SED-MTHP	1975	1975	1	1975			1	1
2473_01		methoxychlor	SED-MTHX			0					
2473_01		naphthalene	SED-NAPT			0					
2473_01		total PAH's	SED-PAH			0					
2473_01		Parathion	SED-PARA			0					
2473_01		total PCB's	SED-PCB	1972	1975	3	1974	-0.87	0.3333	1	3
2473_01		p,p'-DDD	SED-PDDD			0					
2473_01		p,p'-DDE	SED-PDDE			0					
2473_01		p,p'-DDT	SED-PDDT			0					
2473_01		perylene	SED-PERY			0					
2473_01		phenanthrene	SD-PHNAN			0					
2473_01		pyrene	SD-PYRN			0					
2473_01		Silvex	SED-SLVX	1972	1972	1	1972			1	1
2473_01		Toxaphene	SED-TOXA	1974	1975	2	1974.5			1	2
2473_01		tributyltin	SED-TBT			0					
2473_01		DDT converted from proxy relations	SED-XDDT	1972	1975	4	1973.5	-0.77	0.2254	1	4
2481_01	North CC Bay										
2481_01		cyanide	SEDCYAN	1975	1977	3	1976	0.50	0.6667	5	1.4
2481_01		total Kjeldahl nitrogen	SEDKJLN	1972	1995	16	1980.5	-0.03	0.9053	38	1.6842105
2481_01		oil & grease	SEDO&G	1972	1988	17	1980	-0.25	0.3430	49	1.7346939
2481_01		ammonia nitrogen	SEDAMMN	1977	1985	4	1980.5	-0.80	0.2000	16	1.1875
2481_01		total organic nitrogen	SEDORGN	1977	1977	1	1977			2	1
2481_01		total organic carbon	SEDTOC	1976	2010	25	1998	0.18	0.3872	86	1.3255814
2481_01		total phosphorus (as P)	SEDTOTP	1973	1994	19	1982	-0.18	0.4680	17	5.3529412
2481_01		volatile solids (loss on ignition)	SEDVOLS	1972	1991	18	1981.5	0.14	0.5701	23	2.3478261
2481_01		silver	SEDMETAG	1973	1993	13	1984	-0.79	0.0015	21	1.6666667
2481_01		aluminum	SEDMETAL	1988	1988	1	1988			34	1
2481_01		arsenic	SEDMETAS	1972	2010	39	1991	0.47	0.0027	112	2.0535714
2481_01		boron	SEDMETB	1976	1988	5	1978	-0.10	0.8729	48	1.1041667
2481_01		barium	SEDMETBA	1976	1995	18	1984.5	0.27	0.2798	69	1.4202899
2481_01		cadmium	SEDMETCD	1973	1994	20	1982.5	-0.54	0.0134	45	1.6888889
2481_01		cobalt	SEDMETCO	1975	1975	1	1975			1	1
2481_01		chromium	SEDMETCR	1972	2010	39	1991	-0.01	0.9318	127	2.1968504
2481_01		<i>copper</i>	<i>SEDMETCU</i>	<i>1973</i>	<i>1995</i>	<i>23</i>	<i>1984</i>	<i>-0.36</i>	<i>0.0909</i>	<i>112</i>	<i>1.7142857</i>
2481_01		iron	SEDMETFE	1976	1992	8	1986.5	-0.05	0.9108	61	1.0655738
2481_01		mercury	SEDMETHG	1972	2010	39	1991	-0.60	0.0001	86	2.1395349
2481_01		manganese	SEDMETMN	1973	1992	20	1982.5	0.12	0.6001	69	1.5942029
2481_01		nickel	SEDMETNI	1973	1995	23	1984	-0.33	0.1182	109	1.7522936
2481_01		lead	SEDMETPB	1972	2010	39	1991	-0.46	0.0034	112	2.1964286
2481_01		selenium	SEDMETSE	1983	1994	9	1988	-0.45	0.2242	28	1.1071429
2481_01		strontium	SEDMETSR	1976	1988	3	1977	0.50	0.6667	49	1
2481_01		<i>zinc</i>	<i>SEDMETZN</i>	<i>1969</i>	<i>1995</i>	<i>25</i>	<i>1983</i>	<i>-0.39</i>	<i>0.0539</i>	<i>124</i>	<i>1.6935484</i>
2481_01		2,4,5 T	SED-245T			0					
2481_01		2,4 D	SED-24D			0					

AU ID	AU Name	Variable Name	Variable Abbrev.	First Year	Last Year	Num. Years	Median Year	Corr. Var*Year		Num. Loc.	Mean Year/Loc
								r	p		
2481_01		acenaphthene	SED-ACEN	1988	1992	2	1990	-1.00		3	1
2481_01		Aldrin	SED-ALDR	1974	1989	8	1985	0.22	0.6036	15	1.4
2481_01		anthracene	SED-ANTH	1986	1992	4	1989	-1.00	0.0000	6	1
2481_01		benzo(a)pyrene	SED-BNZA	1986	1992	5	1988	-0.90	0.0374	13	1
2481_01		benzo(a)anthracene	SD-BNZAA	1988	1988	1	1988			4	1
2481_01		benzo(b) fluoranthene	SD-BNZB	1991	1991	1	1991			1	1
2481_01		benzo(k) fluoranthene	SD-BNZK	1991	1991	1	1991			1	1
2481_01		benzo(ghi)perylene	SD-BNZGP	1991	1991	1	1991			1	1
2481_01		total Chlordane	SED-CHLR	1974	1992	4	1975.5	0.74	0.2621	7	1.2857143
2481_01		Chlordane cis isomer	SD-CHLRC			0					
2481_01		chrysene	SED-CHRY	1986	1992	5	1988	-0.70	0.1881	7	1.1428571
2481_01		total DDD	SED-DDD	1974	1976	3	1975	0.87	0.3333	6	1.3333333
2481_01		total DDE	SED-DDE	1974	1976	3	1975	0.87	0.3333	6	1.3333333
2481_01		total DDT	SED-DDT	1974	1992	4	1975.5	0.74	0.2621	7	1.2857143
2481_01		Diazinon	SED-DIAZ	1974	1976	3	1975	0.87	0.3333	5	1.4
2481_01		dibenz(a,h)anthracene	SD-DBANE			0					
2481_01		Dieldrin	SED-DIEL	1974	1992	7	1986	0.59	0.1591	12	1.1666667
2481_01		Endosulfan I	SED-ENDO			0					
2481_01		Endrin	SED-ENDR	1974	1976	3	1975	0.87	0.3333	6	1.3333333
2481_01		fluoranthene	SED-FLRA	1984	1992	8	1988.5	0.05	0.9108	29	1.137931
2481_01		fluorene	SD-FLRN	1986	1992	3	1988	-1.00	0.0000	4	1
2481_01		heptachloride	SED-HEPT	1974	1992	6	1981	0.58	0.2278	9	1.2222222
2481_01		heptachloride epoxide	SED-HEPX	1974	1988	4	1975.5	0.74	0.2621	8	1.25
2481_01		hexachlorobenzene	SED-HEXA			0					
2481_01		indeno(1,2,3-cd)pyrene	SD-I123P			0					
2481_01		Lindane (gamma-BHC)	SED-LIND	1974	1992	5	1976	0.67	0.2189	7	1.2857143
2481_01		Malathion	SED-MALA	1975	1975	1	1975			1	1
2481_01		methyl parathion	SED-MTHP	1974	1976	3	1975	0.87	0.3333	6	1.3333333
2481_01		methoxychlor	SED-MTHX	1974	1976	3	1975	0.87	0.3333	5	1.4
2481_01		naphthalene	SED-NAPT	1986	1992	4	1988.5	-0.80	0.2000	5	1
2481_01		total PAH's	SED-PAH	1987	1992	2	1989.5	1.00		11	1
2481_01		Parathion	SED-PARA	1974	1976	3	1975	0.87	0.3333	5	1.4
2481_01		total PCB's	SED-PCB	1974	1992	5	1976	0.67	0.2189	8	1.25
2481_01		p,p'-DDD	SED-PDDD	1986	1992	5	1988	0.20	0.7471	7	1.1428571
2481_01		p,p'-DDE	SED-PDDE	1986	1990	4	1987.5	0.40	0.6000	8	1.125
2481_01		p,p'-DDT	SED-PDDT	1986	1992	5	1988	-0.30	0.6238	10	1.1
2481_01		perylene	SED-PERY	1984	1992	4	1988.5	-1.00	0.0000	6	1.1666667
2481_01		phenanthrene	SD-PHNAN	1986	1992	3	1988	-1.00	0.0000	5	1
2481_01		pyrene	SD-PYRN	1984	1992	7	1988	0.00	1.0000	12	1.1666667
2481_01		Silvex	SED-SLVX	1974	1976	3	1975	0.87	0.3333	5	1.4
2481_01		Toxaphene	SED-TOXA	1974	1976	3	1975	0.87	0.3333	6	1.3333333
2481_01		tributyltin	SED-TBT	1992	1992	1	1992			1	1
2481_01		DDT converted from proxy relations	SED-XDDT	1974	1992	8	1986.5	0.49	0.2166	16	1.1875
2481_02	West CC Bay										
2481_02		cyanide	SEDCYAN	1969	1977	4	1975.5	0.40	0.6000	6	1.3333333
2481_02		total Kjeldahl nitrogen	SEDKJLN	1974	1974	1	1974			2	1
2481_02		oil & grease	SEDO&G	1974	1987	2	1980.5	-1.00		6	1
2481_02		ammonia nitrogen	SEDAMMN			0					

AU ID	AU Name	Variable Name	Variable Abbrev.	First Year	Last Year	Num. Years	Median Year	Corr. Var*Year		Num. Loc.	Mean Year/Loc
								r	p		
2481_02		total organic nitrogen	SEDORGN			0					
2481_02		total organic carbon	SEDTOC	1976	2003	12	1996.5	0.49	0.1063	84	1.0357143
2481_02		total phosphorus (as P)	SEDTOTP	1974	1974	1	1974			4	1
2481_02		volatile solids (loss on ignition)	SEDVOLS	1974	1974	1	1974			2	1
2481_02		silver	SEDMETAG	1974	1994	4	1992.5	-0.40	0.6000	6	1
2481_02		aluminum	SEDMETAL	1988	1988	1	1988			50	1
2481_02		arsenic	SEDMETAS	1974	2003	14	1994.5	0.36	0.2085	80	1.0625
2481_02		boron	SEDMETB	1977	1988	2	1982.5	-1.00		65	1
2481_02		barium	SEDMETBA	1977	1995	3	1988	-1.00	0.0000	68	1
2481_02		cadmium	SEDMETCD	1974	1994	6	1990	-0.54	0.2657	32	1
2481_02		cobalt	SEDMETCO	1975	1975	1	1975			1	1
2481_02		chromium	SEDMETCR	1974	2003	15	1994	-0.07	0.8003	99	1.0505051
2481_02		copper	SEDMETCU	1974	1995	10	1988.5	-0.05	0.8810	81	1
2481_02		iron	SEDMETFE	1977	1994	5	1992	0.50	0.3910	70	1
2481_02		mercury	SEDMETHG	1974	2003	11	1995	-0.31	0.3550	75	1.0266667
2481_02		manganese	SEDMETMN	1974	1994	7	1988	0.21	0.6445	73	1
2481_02		nickel	SEDMETNI	1974	1995	9	1989	-0.13	0.7324	79	1.0126582
2481_02		lead	SEDMETPB	1974	2003	14	1994.5	-0.05	0.8637	80	1.0625
2481_02		selenium	SEDMETSE	1988	1994	4	1992.5	-0.20	0.8000	27	1
2481_02		strontium	SEDMETSR	1977	1988	2	1982.5	-1.00		66	1
2481_02		zinc	SEDMETZN	1974	1995	10	1988.5	0.33	0.3466	82	1.0121951
2481_02		2,4,5 T	SED-245T			0					
2481_02		2,4 D	SED-24D			0					
2481_02		acenaphthene	SED-ACEN	1992	1993	2	1992.5	-1.00		3	1
2481_02		Aldrin	SED-ALDR	1975	1992	2	1983.5	1.00		2	1
2481_02		anthracene	SED-ANTH	1992	1993	2	1992.5	-1.00		3	1
2481_02		benzo(a)pyrene	SED-BNZA	1987	1993	4	1990	0.40	0.6000	6	1
2481_02		benzo(a)anthracene	SD-BNZAA	1988	1988	1	1988			2	1
2481_02		benzo(b) fluoranthene	SD-BNZB			0					
2481_02		benzo(k) fluoranthene	SD-BNZK			0					
2481_02		benzo(ghi)perylene	SD-BNZGP			0					
2481_02		total Chlordane	SED-CHLR	1975	1994	4	1992.5	0.80	0.2000	5	1
2481_02		Chlordane cis isomer	SD-CHLRC			0					
2481_02		chrysene	SED-CHRY	1988	1993	3	1992	-0.50	0.6667	6	1
2481_02		total DDD	SED-DDD	1975	1975	1	1975			1	1
2481_02		total DDE	SED-DDE	1975	1975	1	1975			1	1
2481_02		total DDT	SED-DDT	1975	1994	4	1992.5	0.80	0.2000	5	1
2481_02		Diazinon	SED-DIAZ			0					
2481_02		dibenz(a,h)anthracene	SD-DBANE			0					
2481_02		Dieldrin	SED-DIEL	1975	1993	2	1984	1.00		2	1
2481_02		Endosulfan I	SED-ENDO			0					
2481_02		Endrin	SED-ENDR	1975	1975	1	1975			1	1
2481_02		fluoranthene	SED-FLRA	1987	1993	4	1990	0.40	0.6000	7	1
2481_02		fluorene	SD-FLRN	1992	1993	2	1992.5	-1.00		3	1
2481_02		heptachloride	SED-HEPT	1975	1994	4	1992.5	0.80	0.2000	4	1
2481_02		heptachloride epoxide	SED-HEPX	1975	1975	1	1975			1	1
2481_02		hexachlorobenzene	SED-HEXA			0					
2481_02		indeno(1,2,3-cd)pyrene	SD-I123P			0					

AU ID	AU Name	Variable Name	Variable Abbrev.	First Year	Last Year	Num. Years	Median Year	Corr. Var*Year		Num. Loc.	Mean Year/Loc
								r	p		
2481_02		Lindane (gamma-BHC)	SED-LIND	1992	1994	3	1993	-0.50	0.6667	3	1
2481_02		Malathion	SED-MALA			0					
2481_02		methyl parathion	SED-MTHP			0					
2481_02		methoxychlor	SED-MTHX			0					
2481_02		naphthalene	SED-NAPT	1992	1993	2	1992.5	-1.00		3	1
2481_02		total PAH's	SED-PAH	1987	1993	3	1992	0.50	0.6667	4	1
2481_02		Parathion	SED-PARA			0					
2481_02		total PCB's	SED-PCB	1975	1994	4	1992.5	0.80	0.2000	5	1
2481_02		p,p'-DDD	SED-PDDD	1993	1993	1	1993			1	1
2481_02		p,p'-DDE	SED-PDDE	1992	1994	3	1993	1.00	0.0000	4	1
2481_02		p,p'-DDT	SED-PDDT	1987	1993	2	1990	-1.00		2	1
2481_02		perylene	SED-PERY	1992	1993	2	1992.5	-1.00		3	1
2481_02		phenanthrene	SD-PHNAN	1992	1993	2	1992.5	-1.00		3	1
2481_02		pyrene	SD-PYRN	1988	1993	3	1992	-1.00	0.0000	5	1
2481_02		Silvex	SED-SLVX			0					
2481_02		Toxaphene	SED-TOXA	1975	1975	1	1975			1	1
2481_02		tributyltin	SED-TBT	1993	1993	1	1993			1	1
2481_02		DDT converted from proxy relations	SED-XDDT	1975	1994	5	1992	0.40	0.5046	6	1
2481_03	East CC Bay										
2481_03		cyanide	SEDCYAN	1975	1976	2	1975.5			3	1.3333333
2481_03		total Kjeldahl nitrogen	SEDKJLN			0					
2481_03		oil & grease	SEDO&G			0					
2481_03		ammonia nitrogen	SEDAMMN			0					
2481_03		total organic nitrogen	SEDORGN			0					
2481_03		total organic carbon	SEDTOC	1976	2002	6	1996.5	0.66	0.1562	53	1.0188679
2481_03		total phosphorus (as P)	SEDTOTP			0					
2481_03		volatile solids (loss on ignition)	SEDVOLS			0					
2481_03		silver	SEDMETAG			0					
2481_03		aluminum	SEDMETAL	1988	1988	1	1988			31	1
2481_03		arsenic	SEDMETAS	1975	2002	6	1997.5	0.14	0.7872	39	1.0769231
2481_03		boron	SEDMETB	1977	1988	2	1982.5	-1.00		39	1
2481_03		barium	SEDMETBA	1977	1988	2	1982.5	1.00		42	1
2481_03		cadmium	SEDMETCD	1975	1988	2	1981.5	-1.00		17	1
2481_03		cobalt	SEDMETCO	1975	1975	1	1975			1	1
2481_03		chromium	SEDMETCR	1977	2002	8	1994	0.38	0.3518	50	1.08
2481_03		copper	SEDMETCU	1975	1993	5	1988	-0.90	0.0374	42	1.0238095
2481_03		iron	SEDMETFE	1977	1988	2	1982.5	-1.00		42	1
2481_03		mercury	SEDMETHG	1988	2002	5	2000	-0.20	0.7471	37	1.027027
2481_03		manganese	SEDMETMN	1975	1988	3	1977	0.50	0.6667	43	1
2481_03		nickel	SEDMETNI	1977	1993	4	1989	-0.80	0.2000	40	1.025
2481_03		lead	SEDMETPB	1975	2002	7	1995	0.11	0.8192	37	1.0810811
2481_03		selenium	SEDMETSE	1988	1988	1	1988			7	1
2481_03		strontium	SEDMETSR	1977	1988	2	1982.5	-1.00		42	1
2481_03		zinc	SEDMETZN	1975	1993	5	1988	-0.90	0.0374	41	1.0243902
2481_03		2,4,5 T	SED-245T			0					
2481_03		2,4 D	SED-24D			0					
2481_03		acenaphthene	SED-ACEN			0					
2481_03		Aldrin	SED-ALDR	1975	1975	1	1975			1	1

AU ID	AU Name	Variable Name	Variable Abbrev.	First Year	Last Year	Num. Years	Median Year	Corr. Var*Year		Num. Loc.	Mean Year/Loc
								r	p		
2481_03		anthracene	SED-ANTH	1988	1988	1	1988			1	1
2481_03		benzo(a)pyrene	SED-BNZA	1988	1988	1	1988			2	1
2481_03		benzo(a)anthracene	SD-BNZAA	1988	1988	1	1988			1	1
2481_03		benzo(b) fluoranthene	SD-BNZB			0					
2481_03		benzo(k) fluoranthene	SD-BNZK			0					
2481_03		benzo(ghi)perylene	SD-BNZGP			0					
2481_03		total Chlordane	SED-CHLR	1975	1975	1	1975			1	1
2481_03		Chlordane cis isomer	SD-CHLRC			0					
2481_03		chrysene	SED-CHRY	1988	1988	1	1988			2	1
2481_03		total DDD	SED-DDD	1975	1975	1	1975			1	1
2481_03		total DDE	SED-DDE	1975	1975	1	1975			1	1
2481_03		total DDT	SED-DDT	1975	1975	1	1975			1	1
2481_03		Diazinon	SED-DIAZ			0					
2481_03		dibenz(a,h)anthracene	SD-DBANE			0					
2481_03		Dieldrin	SED-DIEL	1975	1975	1	1975			1	1
2481_03		Endosulfan I	SED-ENDO			0					
2481_03		Endrin	SED-ENDR	1975	1975	1	1975			1	1
2481_03		fluoranthene	SED-FLRA	1988	1988	1	1988			1	1
2481_03		fluorene	SD-FLRN	1988	1988	1	1988			1	1
2481_03		heptachloride	SED-HEPT	1975	1975	1	1975			1	1
2481_03		heptachloride epoxide	SED-HEPX	1975	1975	1	1975			1	1
2481_03		hexachlorobenzene	SED-HEXA			0					
2481_03		indeno(1,2,3-cd)pyrene	SD-I123P			0					
2481_03		Lindane (gamma-BHC)	SED-LIND			0					
2481_03		Malathion	SED-MALA	1975	1975	1	1975			1	1
2481_03		methyl parathion	SED-MTHP	1975	1975	1	1975			1	1
2481_03		methoxychlor	SED-MTHX			0					
2481_03		naphthalene	SED-NAPT	1988	1988	1	1988			1	1
2481_03		total PAH's	SED-PAH			0					
2481_03		Parathion	SED-PARA			0					
2481_03		total PCB's	SED-PCB	1975	1975	1	1975			1	1
2481_03		p,p'-DDD	SED-PDDD			0					
2481_03		p,p'-DDE	SED-PDDE			0					
2481_03		p,p'-DDT	SED-PDDT			0					
2481_03		perylene	SED-PERY			0					
2481_03		phenanthrene	SD-PHNAN	1988	1988	1	1988			1	1
2481_03		pyrene	SD-PYRN	1988	1988	1	1988			1	1
2481_03		Silvex	SED-SLVX			0					
2481_03		Toxaphene	SED-TOXA	1975	1975	1	1975			1	1
2481_03		tributyltin	SED-TBT			0					
2481_03		DDT converted from proxy relations	SED-XDDT	1975	1975	1	1975			1	1
2481_04	South CC Bay										
2481_04		cyanide	SEDCYAN	1976	1976	1	1976			1	1
2481_04		total Kjeldahl nitrogen	SEDKJLN			0					
2481_04		oil & grease	SEDO&G	1988	1988	1	1988			1	1
2481_04		ammonia nitrogen	SEDAMMN			0					
2481_04		total organic nitrogen	SEDORGN			0					
2481_04		total organic carbon	SEDTOC	1976	2003	4	2001.5	-0.40	0.6000	13	1

AU ID	AU Name	Variable Name	Variable Abbrev.	First Year	Last Year	Num. Years	Median Year	Corr. Var*Year		Num. Loc.	Mean Year/Loc
								r	p		
2481_04		total phosphorus (as P)	SEDTOTP			0					
2481_04		volatile solids (loss on ignition)	SEDVOLS			0					
2481_04		silver	SEDMETAG			0					
2481_04		aluminum	SEDMETAL	1988	1988	1	1988			6	1
2481_04		arsenic	SEDMETAS	1988	2003	4	2001.5	0.60	0.4000	10	1
2481_04		boron	SEDMETB	1976	1988	2	1982	-1.00		7	1
2481_04		barium	SEDMETBA	1976	1988	2	1982	-1.00		11	1
2481_04		cadmium	SEDMETCD			0					
2481_04		cobalt	SEDMETCO			0					
2481_04		chromium	SEDMETCR	1976	2003	6	1997	-0.03	0.9572	14	1
2481_04		copper	SEDMETCU	1976	1993	3	1988	-1.00	0.0000	12	1
2481_04		iron	SEDMETFE	1976	1988	2	1982	-1.00		11	1
2481_04		mercury	SEDMETHG	1988	2003	4	2001.5	-0.32	0.6838	7	1
2481_04		manganese	SEDMETMN	1976	1988	2	1982	-1.00		11	1
2481_04		nickel	SEDMETNI	1976	1993	3	1988	-1.00	0.0000	6	1
2481_04		lead	SEDMETPB	1988	2003	5	2001	-0.10	0.8729	6	1
2481_04		selenium	SEDMETSE	1988	1988	1	1988			1	1
2481_04		strontium	SEDMETSR	1976	1988	2	1982	-1.00		11	1
2481_04		zinc	SEDMETZN	1976	1993	3	1988	-1.00	0.0000	11	1
2481_04		2,4,5 T	SED-245T			0					
2481_04		2,4 D	SED-24D			0					
2481_04		acenaphthene	SED-ACEN			0					
2481_04		Aldrin	SED-ALDR			0					
2481_04		anthracene	SED-ANTH			0					
2481_04		benzo(a)pyrene	SED-BNZA			0					
2481_04		benzo(a)anthracene	SD-BNZA			0					
2481_04		benzo(b) fluoranthene	SD-BNZB			0					
2481_04		benzo(k) fluoranthene	SD-BNZK			0					
2481_04		benzo(ghi)perylene	SD-BNZGP			0					
2481_04		total Chlordane	SED-CHLR			0					
2481_04		Chlordane cis isomer	SD-CHLRC			0					
2481_04		chrysene	SED-CHRY	1988	1988	1	1988			1	1
2481_04		total DDD	SED-DDD			0					
2481_04		total DDE	SED-DDE			0					
2481_04		total DDT	SED-DDT			0					
2481_04		Diazinon	SED-DIAZ			0					
2481_04		dibenz(a,h)anthracene	SD-DBANE			0					
2481_04		Dieldrin	SED-DIEL			0					
2481_04		Endosulfan I	SED-ENDO			0					
2481_04		Endrin	SED-ENDR			0					
2481_04		fluoranthene	SED-FLRA			0					
2481_04		fluorene	SD-FLRN			0					
2481_04		heptachloride	SED-HEPT			0					
2481_04		heptachloride epoxide	SED-HEPX			0					
2481_04		hexachlorobenzene	SED-HEXA			0					
2481_04		indeno(1,2,3-cd)pyrene	SD-I123P			0					
2481_04		Lindane (gamma-BHC)	SED-LIND			0					
2481_04		Malathion	SED-MALA			0					

AU ID	AU Name	Variable Name	Variable Abbrev.	First Year	Last Year	Num. Years	Median Year	Corr. Var*Year		Num. Loc.	Mean Year/Loc
								r	p		
2481_04		methyl parathion	SED-MTHP			0					
2481_04		methoxychlor	SED-MTHX			0					
2481_04		naphthalene	SED-NAPT			0					
2481_04		total PAH's	SED-PAH			0					
2481_04		Parathion	SED-PARA			0					
2481_04		total PCB's	SED-PCB			0					
2481_04		p,p'-DDD	SED-PDDD			0					
2481_04		p,p'-DDE	SED-PDDE			0					
2481_04		p,p'-DDT	SED-PDDT			0					
2481_04		perylene	SED-PERY			0					
2481_04		phenanthrene	SD-PHNAN			0					
2481_04		pyrene	SD-PYRN			0					
2481_04		Silvex	SED-SLVX			0					
2481_04		Toxaphene	SED-TOXA			0					
2481_04		tributyltin	SED-TBT			0					
2481_04		DDT converted from proxy relations	SED-XDDT			0					
2482_01	Nueces Bay										
2482_01		cyanide	SEDCYAN	1975	1976	2	1975.5			2	1.5
2482_01		total Kjeldahl nitrogen	SEDKJLN	1973	1991	13	1985	-0.33	0.2713	4	5.5
2482_01		oil & grease	SEDO&G	1973	1991	19	1982	-0.10	0.6733	21	2.3333333
2482_01		ammonia nitrogen	SEDAMMN			0					
2482_01		total organic nitrogen	SEDORGN			0					
2482_01		total organic carbon	SEDTOC	1976	2010	15	2000	0.20	0.4829	55	1.5454545
2482_01		total phosphorus (as P)	SEDTOTP	1973	1991	18	1982.5	-0.44	0.0672	6	7.5
2482_01		volatile solids (loss on ignition)	SEDVOLS	1975	1991	17	1983	0.09	0.7363	4	6.75
2482_01		silver	SEDMETAG	1973	1993	16	1983.5	-0.44	0.0857	7	3.1428571
2482_01		aluminum	SEDMETAL	1988	1988	1	1988			18	1
2482_01		arsenic	SEDMETAS	1972	2003	28	1986.5	-0.07	0.7336	39	2.3333333
2482_01		boron	SEDMETB	1976	1988	5	1978	-0.30	0.6238	20	1.1
2482_01		barium	SEDMETBA	1976	1992	17	1984	0.36	0.1524	30	1.7666667
2482_01		cadmium	SEDMETCD	1972	1993	21	1983	-0.46	0.0354	20	2.55
2482_01		cobalt	SEDMETCO	1972	1975	3	1973	1.00	0.0000	2	2
2482_01		chromium	SEDMETCR	1973	2003	28	1986.5	-0.37	0.0518	49	2.0816327
2482_01		copper	SEDMETCU	1972	1993	22	1982.5	-0.02	0.9146	38	1.8157895
2482_01		iron	SEDMETFE	1972	1993	8	1986.5	0.14	0.7358	33	1.0606061
2482_01		mercury	SEDMETHG	1973	2003	28	1986.5	-0.81	0.0000	39	2.2820513
2482_01		manganese	SEDMETMN	1972	1993	21	1983	-0.40	0.0738	35	1.8571429
2482_01		nickel	SEDMETNI	1973	1993	20	1983.5	-0.12	0.6111	32	1.875
2482_01		lead	SEDMETPB	1972	2003	28	1986.5	-0.53	0.0037	37	2.4594595
2482_01		selenium	SEDMETSE	1983	1993	7	1989	-0.29	0.5307	8	1.625
2482_01		strontium	SEDMETSR	1976	1988	2	1982	1.00		28	1
2482_01		zinc	SEDMETZN	1972	1993	21	1983	-0.29	0.2071	37	1.8108108
2482_01		2,4,5 T	SED-245T	1974	1974	1	1974			1	1
2482_01		2,4 D	SED-24D			0					
2482_01		acenaphthene	SED-ACEN	1987	1993	3	1991	-0.50	0.6667	3	1
2482_01		Aldrin	SED-ALDR	1971	1987	8	1975.5	0.08	0.8472	7	1.8571429
2482_01		anthracene	SED-ANTH	1987	1993	4	1989.5	-0.40	0.6000	5	1
2482_01		benzo(a)pyrene	SED-BNZA	1986	1993	5	1988	0.30	0.6238	15	1.0666667

AU ID	AU Name	Variable Name	Variable Abbrev.	First Year	Last Year	Num. Years	Median Year	Corr. Var*Year		Num. Loc.	Mean Year/Loc
								r	p		
2482_01		benzo(a)anthracene	SD-BNZAA	1988	1988	1	1988			12	1
2482_01		benzo(b) fluoranthene	SD-BNZB			0					
2482_01		benzo(k) fluoranthene	SD-BNZK			0					
2482_01		benzo(ghi)perylene	SD-BNZGP			0					
2482_01		total Chlordane	SED-CHLR	1971	1993	9	1976	0.44	0.2320	7	1.8571429
2482_01		Chlordane cis isomer	SD-CHLRC	1988	1988	1	1988			1	1
2482_01		chrysene	SED-CHRY	1986	1993	5	1988	0.00	1.0000	12	1.0833333
2482_01		total DDD	SED-DDD	1971	1983	7	1975	0.18	0.6964	6	1.8333333
2482_01		total DDE	SED-DDE	1971	1983	10	1976.5	0.30	0.3986	6	2.5
2482_01		total DDT	SED-DDT	1971	1993	9	1976	0.22	0.5720	8	1.625
2482_01		Diazinon	SED-DIAZ	1974	1976	3	1975			3	1.6666667
2482_01		dibenz(a,h)anthracene	SD-DBANE			0					
2482_01		Dieldrin	SED-DIEL	1971	1983	8	1975.5	0.27	0.5208	6	2.1666667
2482_01		Endosulfan I	SED-ENDO	1983	1983	1	1983			1	1
2482_01		Endrin	SED-ENDR	1971	1983	7	1975	-0.13	0.7752	6	2
2482_01		fluoranthene	SED-FLRA	1986	1993	5	1988	0.10	0.8729	10	1.1
2482_01		fluorene	SD-FLRN	1987	1993	4	1989.5	-0.40	0.6000	5	1
2482_01		heptachloride	SED-HEPT	1971	1983	7	1975	-0.13	0.7752	6	2
2482_01		heptachloride epoxide	SED-HEPX	1971	1983	7	1975	-0.13	0.7752	6	2
2482_01		hexachlorobenzene	SED-HEXA			0					
2482_01		indeno(1,2,3-cd)pyrene	SD-I123P			0					
2482_01		Lindane (gamma-BHC)	SED-LIND	1974	1993	4	1975.5	0.77	0.2254	4	1.5
2482_01		Malathion	SED-MALA	1974	1975	2	1974.5			2	1
2482_01		methyl parathion	SED-MTHP	1974	1977	4	1975.5	0.77	0.2254	5	1.6
2482_01		methoxychlor	SED-MTHX	1974	1983	5	1976	0.71	0.1817	4	1.75
2482_01		naphthalene	SED-NAPT	1988	1993	3	1991	-0.50	0.6667	4	1
2482_01		total PAH's	SED-PAH	1991	1993	2	1992	-1.00		2	1
2482_01		Parathion	SED-PARA	1974	1976	3	1975			3	1.6666667
2482_01		total PCB's	SED-PCB	1973	1993	15	1980	0.01	0.9698	10	2.5
2482_01		p,p'-DDD	SED-PDDD	1986	1993	3	1987	-0.50	0.6667	2	1.5
2482_01		p,p'-DDE	SED-PDDE	1986	1993	4	1989	-0.60	0.4000	3	1.3333333
2482_01		p,p'-DDT	SED-PDDT	1986	1987	2	1986.5			1	2
2482_01		perylene	SED-PERY	1986	1993	4	1989	-0.40	0.6000	3	1.3333333
2482_01		phenanthrene	SD-PHNAN	1987	1993	4	1989.5	-0.40	0.6000	5	1
2482_01		pyrene	SD-PYRN	1986	1993	5	1988	0.10	0.8729	10	1.1
2482_01		Silvex	SED-SLVX	1974	1976	3	1975			4	1.5
2482_01		Toxaphene	SED-TOXA	1974	1983	5	1976	0.71	0.1817	6	1.5
2482_01		tributyltin	SED-TBT	1991	1993	2	1992	-1.00		2	1
2482_01		DDT converted from proxy relations	SED-XDDT	1971	1993	11	1979	0.26	0.4368	9	1.6666667
2483A_01	Conn Brown Harbor										
2483A_01		Cyanide	SEDCYAN			0					
2483A_01		total Kjeldahl nitrogen	SEDKJLN			0					
2483A_01		oil & grease	SEDO&G			0					
2483A_01		ammonia nitrogen	SEDAMMN			0					
2483A_01		total organic nitrogen	SEDORGN			0					
2483A_01		total organic carbon	SEDTOC	1994	1995	2	1994.5	1.00		1	2
2483A_01		total phosphorus (as P)	SEDTOTP	1994	1994	1	1994			1	1
2483A_01		volatile solids (loss on ignition)	SEDVOLS			0					

AU ID	AU Name	Variable Name	Variable Abbrev.	First Year	Last Year	Num. Years	Median Year	Corr. Var*Year		Num. Loc.	Mean Year/Loc
								r	p		
2483A_01		silver	SEDMETAG			0					
2483A_01		aluminum	SEDMETAL			0					
2483A_01		arsenic	SEDMETAS	1994	1997	4	1995.5	-0.40	0.6000	1	4
2483A_01		boron	SEDMETB			0					
2483A_01		barium	SEDMETBA	1994	1994	1	1994			1	1
2483A_01		cadmium	SEDMETCD	1994	1994	1	1994			1	1
2483A_01		cobalt	SEDMETCO			0					
2483A_01		chromium	SEDMETCR	1994	1997	4	1995.5	-0.80	0.2000	2	2.5
2483A_01		copper	SEDMETCU	1994	1994	1	1994			1	1
2483A_01		iron	SEDMETFE			0					
2483A_01		mercury	SEDMETHG	1994	1997	4	1995.5	-1.00	0.0000	1	4
2483A_01		manganese	SEDMETMN			0					
2483A_01		nickel	SEDMETNI	1994	1994	1	1994			1	1
2483A_01		lead	SEDMETPB	1994	1997	4	1995.5	-0.80	0.2000	2	2.5
2483A_01		selenium	SEDMETSE			0					
2483A_01		strontium	SEDMETSR			0					
2483A_01		zinc	SEDMETZN			0					
2483A_01		2,4,5 T	SED-245T			0					
2483A_01		2,4 D	SED-24D			0					
2483A_01		acenaphthene	SED-ACEN			0					
2483A_01		Aldrin	SED-ALDR			0					
2483A_01		anthracene	SED-ANTH			0					
2483A_01		benzo(a)pyrene	SED-BNZA			0					
2483A_01		benzo(a)anthracene	SD-BNZAA			0					
2483A_01		benzo(b) fluoranthene	SD-BNZB			0					
2483A_01		benzo(k) fluoranthene	SD-BNZK			0					
2483A_01		benzo(ghi)perylene	SD-BNZGP			0					
2483A_01		total Chlordane	SED-CHLR			0					
2483A_01		Chlordane cis isomer	SD-CHLRC			0					
2483A_01		chrysene	SED-CHRY			0					
2483A_01		total DDD	SED-DDD			0					
2483A_01		total DDE	SED-DDE			0					
2483A_01		total DDT	SED-DDT			0					
2483A_01		Diazinon	SED-DIAZ			0					
2483A_01		dibenz(a,h)anthracene	SD-DBANE			0					
2483A_01		Dieldrin	SED-DIEL			0					
2483A_01		Endosulfan I	SED-ENDO			0					
2483A_01		Endrin	SED-ENDR			0					
2483A_01		fluoranthene	SED-FLRA			0					
2483A_01		fluorene	SD-FLRN			0					
2483A_01		heptachloride	SED-HEPT			0					
2483A_01		heptachloride epoxide	SED-HEPX			0					
2483A_01		hexachlorobenzene	SED-HEXA			0					
2483A_01		indeno(1,2,3-cd)pyrene	SD-I123P			0					
2483A_01		Lindane (gamma-BHC)	SED-LIND			0					
2483A_01		Malathion	SED-MALA			0					
2483A_01		methyl parathion	SED-MTHP			0					
2483A_01		methoxychlor	SED-MTHX			0					
2483A_01		naphthalene	SED-NAPT			0					

AU ID	AU Name	Variable Name	Variable Abbrev.	First Year	Last Year	Num. Years	Median Year	Corr. Var*Year		Num. Loc.	Mean Year/Loc
								r	p		
2483A_01		total PAH's	SED-PAH			0					
2483A_01		Parathion	SED-PARA			0					
2483A_01		total PCB's	SED-PCB	1984	1984	1	1984			1	1
2483A_01		p,p'-DDD	SED-PDDD			0					
2483A_01		p,p'-DDE	SED-PDDE			0					
2483A_01		p,p'-DDT	SED-PDDT			0					
2483A_01		perylene	SED-PERY			0					
2483A_01		phenanthrene	SD-PHNAN			0					
2483A_01		pyrene	SD-PYRN			0					
2483A_01		Silvex	SED-SLVX			0					
2483A_01		Toxaphene	SED-TOXA			0					
2483A_01		tributyltin	SED-TBT			0					
2483A_01		DDT converted from proxy relations	SED-XDDT			0					
2483_01	Redfish Bay										
2483_01		cyanide	SEDCYAN	1976	1976	1	1976			1	1
2483_01		total Kjeldahl nitrogen	SEDKJLN	1973	1988	14	1981.5	-0.35	0.2269	2	7
2483_01		oil & grease	SEDO&G	1973	1988	15	1981	-0.11	0.7084	2	7.5
2483_01		ammonia nitrogen	SEDAMMN			0					
2483_01		total organic nitrogen	SEDORGN			0					
2483_01		total organic carbon	SEDTOC	1976	2003	6	2000.5	-0.14	0.7872	36	1.0277778
2483_01		total phosphorus (as P)	SEDTOTP	1973	1988	15	1981	-0.57	0.0277	4	7.5
2483_01		volatile solids (loss on ignition)	SEDVOLS	1974	1988	13	1982	-0.20	0.5053	2	6.5
2483_01		silver	SEDMETAG	1973	1992	7	1976	-0.56	0.1950	3	2.3333333
2483_01		aluminum	SEDMETAL	1988	1988	1	1988			9	1
2483_01		arsenic	SEDMETAS	1973	2003	20	1984.5	0.09	0.7145	21	2.3333333
2483_01		boron	SEDMETB	1976	1988	4	1978	-0.40	0.6000	19	1.1052632
2483_01		barium	SEDMETBA	1976	1994	13	1983	0.16	0.5905	25	1.44
2483_01		cadmium	SEDMETCD	1973	1994	10	1978	-0.66	0.0392	4	2.5
2483_01		cobalt	SEDMETCO			0					
2483_01		chromium	SEDMETCR	1973	2003	22	1984.5	0.19	0.3885	36	1.8333333
2483_01		copper	SEDMETCU	1973	1994	17	1982	-0.64	0.0058	26	1.5
2483_01		iron	SEDMETFE	1976	1992	3	1988	-0.50	0.6667	19	1
2483_01		mercury	SEDMETHG	1973	2003	21	1984	-0.51	0.0186	21	2.1428571
2483_01		manganese	SEDMETMN	1973	1992	16	1981.5	-0.57	0.0202	21	1.6190476
2483_01		nickel	SEDMETNI	1973	1994	17	1982	-0.76	0.0004	25	1.52
2483_01		lead	SEDMETPB	1973	2003	21	1985	-0.07	0.7669	22	2.2272727
2483_01		selenium	SEDMETSE	1983	1992	2	1987.5	-1.00		2	1
2483_01		strontium	SEDMETSR	1976	1988	2	1982	-1.00		18	1
2483_01		<i>zinc</i>	SEDMETZN	1973	1994	17	1982	-0.45	0.0695	26	1.4615385
2483_01		2,4,5 T	SED-245T			0					
2483_01		2,4 D	SED-24D			0					
2483_01		acenaphthene	SED-ACEN	1992	1992	1	1992			1	1
2483_01		Aldrin	SED-ALDR	1975	1992	3	1976	0.87	0.3333	2	1.5
2483_01		anthracene	SED-ANTH	1992	1992	1	1992			1	1
2483_01		benzo(a)pyrene	SED-BNZA	1988	1992	2	1990	-1.00		2	1
2483_01		benzo(a)anthracene	SD-BNZAA	1988	1988	1	1988			1	1
2483_01		benzo(b) fluoranthene	SD-BNZB			0					
2483_01		benzo(k) fluoranthene	SD-BNZK			0					

AU ID	AU Name	Variable Name	Variable Abbrev.	First Year	Last Year	Num. Years	Median Year	Corr. Var*Year		Num. Loc.	Mean Year/Loc
								r	p		
2483_01		benzo(ghi)perylene	SD-BNZGP			0					
2483_01		total Chlordane	SED-CHLR	1975	1992	3	1976	0.87	0.3333	2	1.5
2483_01		Chlordane cis isomer	SD-CHLRC			0					
2483_01		chrysene	SED-CHRY	1988	1992	2	1990	-1.00		2	1
2483_01		total DDD	SED-DDD	1975	1976	2	1975.5			1	2
2483_01		total DDE	SED-DDE	1975	1976	2	1975.5			1	2
2483_01		total DDT	SED-DDT	1975	1992	3	1976	0.87	0.3333	2	1.5
2483_01		Diazinon	SED-DIAZ	1975	1976	2	1975.5			1	2
2483_01		dibenz(a,h)anthracene	SD-DBANE			0					
2483_01		Dieldrin	SED-DIEL	1975	1976	2	1975.5			1	2
2483_01		Endosulfan I	SED-ENDO			0					
2483_01		Endrin	SED-ENDR	1975	1976	2	1975.5			1	2
2483_01		fluoranthene	SED-FLRA	1988	1992	2	1990	-1.00		2	1
2483_01		fluorene	SD-FLRN	1992	1992	1	1992			1	1
2483_01		heptachloride	SED-HEPT	1975	1992	3	1976	0.87	0.3333	2	1.5
2483_01		heptachloride epoxide	SED-HEPX	1975	1976	2	1975.5			1	2
2483_01		hexachlorobenzene	SED-HEXA			0					
2483_01		indeno(1,2,3-cd)pyrene	SD-I123P			0					
2483_01		Lindane (gamma-BHC)	SED-LIND	1975	1992	3	1976	0.87	0.3333	2	1.5
2483_01		Malathion	SED-MALA			0					
2483_01		methyl parathion	SED-MTHP	1975	1976	2	1975.5			1	2
2483_01		methoxychlor	SED-MTHX	1975	1976	2	1975.5			1	2
2483_01		naphthalene	SED-NAPT	1992	1992	1	1992			1	1
2483_01		total PAH's	SED-PAH	1992	1992	1	1992			1	1
2483_01		Parathion	SED-PARA	1975	1976	2	1975.5			1	2
2483_01		total PCB's	SED-PCB	1975	1992	3	1976	-0.50	0.6667	2	1.5
2483_01		p,p'-DDD	SED-PDDD	1992	1992	1	1992			1	1
2483_01		p,p'-DDE	SED-PDDE			0					
2483_01		p,p'-DDT	SED-PDDT			0					
2483_01		perylene	SED-PERY	1992	1992	1	1992			1	1
2483_01		phenanthrene	SD-PHNAN	1992	1992	1	1992			1	1
2483_01		pyrene	SD-PYRN	1988	1992	2	1990	-1.00		2	1
2483_01		Silvex	SED-SLVX	1975	1976	2	1975.5			1	2
2483_01		Toxaphene	SED-TOXA	1975	1976	2	1975.5			1	2
2483_01		tributyltin	SED-TBT			0					
2483_01		DDT converted from proxy relations	SED-XDDT	1975	1992	3	1976	0.87	0.3333	2	1.5
2484_01	CC Inner Harbor										
2484_01		cyanide	SEDCYAN			0					
2484_01		total Kjeldahl nitrogen	SEDKJLN	1973	1989	10	1981	-0.50	0.1383	23	1.8695652
2484_01		oil & grease	SEDO&G	1973	1988	14	1980.5	0.07	0.8170	32	1.875
2484_01		ammonia nitrogen	SEDAMMN	1977	1977	1	1977			9	1
2484_01		total organic nitrogen	SEDORGN	1977	1977	1	1977			9	1
2484_01		total organic carbon	SEDTOC	1994	2010	17	2002	0.18	0.4800	14	3.7857143
2484_01		total phosphorus (as P)	SEDTOTP	1973	1994	19	1983	-0.46	0.0477	24	4.3333333
2484_01		volatile solids (loss on ignition)	SEDVOLS	1975	1989	14	1982.5	0.12	0.6917	33	1.7878788
2484_01		silver	SEDMETAG	1973	1989	11	1982	-0.30	0.3701	5	3.6
2484_01		aluminum	SEDMETAL	1988	1988	1	1988			4	1
2484_01		arsenic	SEDMETAS	1972	2010	37	1992	0.50	0.0018	57	2.9473684

AU ID	AU Name	Variable Name	Variable Abbrev.	First Year	Last Year	Num. Years	Median Year	Corr. Var*Year		Num. Loc.	Mean Year/Loc
								r	p		
2484_01		boron	SEDMETB	1976	1988	4	1978	0.40	0.6000	5	1.8
2484_01		barium	SEDMETBA	1976	1994	14	1983.5	0.75	0.0018	25	1.96
2484_01		cadmium	SEDMETCD	1973	1989	16	1981.5	-0.73	0.0013	40	1.775
2484_01		cobalt	SEDMETCO	1975	1975	1	1975			1	1
2484_01		chromium	SEDMETCR	1972	2010	38	1991.5	0.01	0.9600	57	3.245614
2484_01		copper	SEDMETCU	1973	1994	17	1983	-0.18	0.4800	38	2.1315789
2484_01		iron	SEDMETFE	1977	1988	2	1982.5	-1.00		13	1
2484_01		mercury	SEDMETHG	1972	2010	35	1989	-0.79	0.0000	57	2.8947368
2484_01		manganese	SEDMETMN	1973	1989	15	1982	0.01	0.9798	19	2.5789474
2484_01		nickel	SEDMETNI	1973	1994	17	1983	-0.14	0.5994	37	2.1351351
2484_01		lead	SEDMETPB	1972	2010	38	1991.5	-0.71	0.0000	60	3.1166667
2484_01		selenium	SEDMETSE	1983	1989	4	1987.5	0.40	0.6000	6	1.5
2484_01		strontium	SEDMETSR	1988	1988	1	1988			4	1
2484_01		zinc	SEDMETZN	1972	1994	19	1982	-0.84	0.0000	48	1.9583333
2484_01		2,4,5 T	SED-245T			0					
2484_01		2,4 D	SED-24D			0					
2484_01		acenaphthene	SED-ACEN			0					
2484_01		Aldrin	SED-ALDR	1974	1976	3	1975			3	1.6666667
2484_01		anthracene	SED-ANTH	1988	1991	2	1989.5	-1.00		4	1
2484_01		benzo(a)pyrene	SED-BNZA	1988	1994	3	1991	1.00	0.0000	13	1.0769231
2484_01		benzo(a)anthracene	SD-BNZAA	1988	1991	2	1989.5	1.00		5	1
2484_01		benzo(b) fluoranthene	SD-BNzb	1991	1991	1	1991			2	1
2484_01		benzo(k) fluoranthene	SD-BNzk	1991	1991	1	1991			2	1
2484_01		benzo(ghi)perylene	SD-BNzgp	1991	1991	1	1991			1	1
2484_01		total Chlordane	SED-CHLR	1974	1976	3	1975			3	1.6666667
2484_01		Chlordane cis isomer	SD-CHLRC			0					
2484_01		chrysene	SED-CHRY	1988	1991	2	1989.5	1.00		5	1
2484_01		total DDD	SED-DDD	1974	1976	3	1975			3	1.6666667
2484_01		total DDE	SED-DDE	1974	1976	3	1975			3	1.6666667
2484_01		total DDT	SED-DDT	1974	1976	3	1975			3	1.6666667
2484_01		Diazinon	SED-DIAZ	1974	1976	2	1975			2	2
2484_01		dibenz(a,h)anthracene	SD-DBANE	1991	1991	1	1991			1	1
2484_01		Dieldrin	SED-DIEL	1974	1976	3	1975	-0.87	0.3333	3	1.6666667
2484_01		Endosulfan I	SED-ENDO			0					
2484_01		Endrin	SED-ENDR	1974	1976	3	1975			3	1.6666667
2484_01		fluoranthene	SED-FLRA	1988	1994	3	1991	-0.50	0.6667	8	1.125
2484_01		fluorene	SD-FLRN	1988	1988	1	1988			2	1
2484_01		heptachloride	SED-HEPT	1974	1976	3	1975			3	1.6666667
2484_01		heptachloride epoxide	SED-HEPX	1974	1976	3	1975			3	1.6666667
2484_01		hexachlorobenzene	SED-HEXA			0					
2484_01		indeno(1,2,3-cd)pyrene	SD-I123P	1991	1991	1	1991			1	1
2484_01		Lindane (gamma-BHC)	SED-LIND	1974	1976	2	1975			2	2
2484_01		Malathion	SED-MALA	1975	1975	1	1975			1	1
2484_01		methyl parathion	SED-MTHP	1974	1976	3	1975			3	1.6666667
2484_01		methoxychlor	SED-MTHX	1974	1976	2	1975			2	2
2484_01		naphthalene	SED-NAPT	1988	1988	1	1988			1	1
2484_01		total PAH's	SED-PAH	1994	1994	1	1994			1	1
2484_01		Parathion	SED-PARA	1974	1976	2	1975			2	2
2484_01		total PCB's	SED-PCB	1974	1989	5	1976	-0.20	0.7471	3	2.6666667

AU ID	AU Name	Variable Name	Variable Abbrev.	First Year	Last Year	Num. Years	Median Year	Corr. Var*Year		Num. Loc.	Mean Year/Loc
								r	p		
2484_01		p,p'-DDD	SED-PDDD			0					
2484_01		p,p'-DDE	SED-PDDE			0					
2484_01		p,p'-DDT	SED-PDDT			0					
2484_01		perylene	SED-PERY			0					
2484_01		phenanthrene	SD-PHNAN	1988	1991	2	1989.5	-1.00		3	1
2484_01		pyrene	SD-PYRN	1988	1991	2	1989.5	-1.00		4	1
2484_01		Silvex	SED-SLVX	1974	1976	2	1975			2	2
2484_01		Toxaphene	SED-TOXA	1974	1976	3	1975			3	1.6666667
2484_01		tributyltin	SED-TBT			0					
2484_01		DDT converted from proxy relations	SED-XDDT	1974	1976	3	1975			3	1.6666667
2485_01	Upper Oso Bay										
2485_01		cyanide	SEDCYAN			0					
2485_01		total Kjeldahl nitrogen	SEDKJLN	1973	1976	3	1975	-0.50	0.6667	1	3
2485_01		oil & grease	SEDO&G	1973	1976	3	1975	-0.50	0.6667	1	3
2485_01		ammonia nitrogen	SEDAMMN			0					
2485_01		total organic nitrogen	SEDORGN			0					
2485_01		total organic carbon	SEDOCG	1976	1976	1	1976			1	1
2485_01		total phosphorus (as P)	SEDTOTP	1973	1976	3	1975	-0.50	0.6667	1	3
2485_01		volatile solids (loss on ignition)	SEDVOLS	1976	1976	1	1976			1	1
2485_01		silver	SEDMETAG	1973	1975	2	1974	1.00		1	2
2485_01		aluminum	SEDMETAL			0					
2485_01		arsenic	SEDMETAS	1973	1975	2	1974	1.00		1	2
2485_01		boron	SEDMETB	1976	1976	1	1976			1	1
2485_01		barium	SEDMETBA	1976	1976	1	1976			2	1
2485_01		cadmium	SEDMETCD	1973	1976	2	1974.5	1.00		1	2
2485_01		cobalt	SEDMETCO			0					
2485_01		chromium	SEDMETCR	1973	1976	3	1975	-0.50	0.6667	2	2
2485_01		copper	SEDMETCU	1973	1976	3	1975	0.50	0.6667	2	2
2485_01		iron	SEDMETFE	1976	1976	1	1976			1	1
2485_01		mercury	SEDMETHG	1973	1976	3	1975	0.50	0.6667	1	3
2485_01		manganese	SEDMETMN	1973	1976	3	1975	-1.00	0.0000	2	2
2485_01		nickel	SEDMETNI	1973	1976	3	1975	-0.50	0.6667	1	3
2485_01		lead	SEDMETPB	1973	1976	3	1975	-1.00	0.0000	1	3
2485_01		selenium	SEDMETSE			0					
2485_01		strontium	SEDMETSR	1976	1976	1	1976			1	1
2485_01		zinc	SEDMETZN	1973	1976	3	1975	1.00	0.0000	2	1.5
2485_01		2,4,5 T	SED-245T			0					
2485_01		2,4 D	SED-24D			0					
2485_01		acenaphthene	SED-ACEN			0					
2485_01		Aldrin	SED-ALDR			0					
2485_01		anthracene	SED-ANTH			0					
2485_01		benzo(a)pyrene	SED-BNZA			0					
2485_01		benzo(a)anthracene	SD-BNZAA			0					
2485_01		benzo(b) fluoranthene	SD-BNZB			0					
2485_01		benzo(k) fluoranthene	SD-BNZK			0					
2485_01		benzo(ghi)perylene	SD-BNZGP			0					
2485_01		total Chlordane	SED-CHLR			0					
2485_01		Chlordane cis isomer	SD-CHLRC			0					

AU ID	AU Name	Variable Name	Variable Abbrev.	First Year	Last Year	Num. Years	Median Year	Corr. Var*Year		Num. Loc.	Mean Year/Loc
								r	p		
2485_01		chrysene	SED-CHRY			0					
2485_01		total DDD	SED-DDD	1976	1976	1	1976			1	1
2485_01		total DDE	SED-DDE	1976	1976	1	1976			1	1
2485_01		total DDT	SED-DDT	1976	1976	1	1976			1	1
2485_01		Diazinon	SED-DIAZ			0					
2485_01		dibenz(a,h)anthracene	SD-DBANE			0					
2485_01		Dieldrin	SED-DIEL			0					
2485_01		Endosulfan I	SED-ENDO			0					
2485_01		Endrin	SED-ENDR			0					
2485_01		fluoranthene	SED-FLRA			0					
2485_01		fluorene	SD-FLRN			0					
2485_01		heptachloride	SED-HEPT			0					
2485_01		heptachloride epoxide	SED-HEPX			0					
2485_01		hexachlorobenzene	SED-HEXA			0					
2485_01		indeno(1,2,3-cd)pyrene	SD-I123P			0					
2485_01		Lindane (gamma-BHC)	SED-LIND			0					
2485_01		Malathion	SED-MALA			0					
2485_01		methyl parathion	SED-MTHP			0					
2485_01		methoxychlor	SED-MTHX			0					
2485_01		naphthalene	SED-NAPT			0					
2485_01		total PAH's	SED-PAH			0					
2485_01		Parathion	SED-PARA			0					
2485_01		total PCB's	SED-PCB			0					
2485_01		p,p'-DDD	SED-PDDD			0					
2485_01		p,p'-DDE	SED-PDDE			0					
2485_01		p,p'-DDT	SED-PDDT			0					
2485_01		perylene	SED-PERY			0					
2485_01		phenanthrene	SD-PHMAN			0					
2485_01		pyrene	SD-PYRN			0					
2485_01		Silvex	SED-SLVX			0					
2485_01		Toxaphene	SED-TOXA			0					
2485_01		tributyltin	SED-TBT			0					
2485_01		DDT converted from proxy relations	SED-XDDT	1976	1976	1	1976			1	1
2485_02	Mid Oso Bay										
2485_02		cyanide	SEDCYAN			0					
2485_02		total Kjeldahl nitrogen	SEDKJLN			0					
2485_02		oil & grease	SEDO&G			0					
2485_02		ammonia nitrogen	SEDAMMN			0					
2485_02		total organic nitrogen	SEDORGN			0					
2485_02		total organic carbon	SEDTOC	1976	2002	2	1989	-1.00		2	1
2485_02		total phosphorus (as P)	SEDTOTP			0					
2485_02		volatile solids (loss on ignition)	SEDVOLS			0					
2485_02		silver	SEDMETAG			0					
2485_02		aluminum	SEDMETAL			0					
2485_02		arsenic	SEDMETAS	1995	2002	2	1998.5	1.00		2	1
2485_02		boron	SEDMETB			0					
2485_02		barium	SEDMETBA	1976	1976	1	1976			1	1
2485_02		cadmium	SEDMETCD			0					

AU ID	AU Name	Variable Name	Variable Abbrev.	First Year	Last Year	Num. Years	Median Year	Corr. Var*Year		Num. Loc.	Mean Year/Loc
								r	p		
2485_02		cobalt	SEDMETCO			0					
2485_02		chromium	SEDMETCR	1976	2002	3	1995	0.50	0.6667	3	1
2485_02		copper	SEDMETCU	1976	1976	1	1976			1	1
2485_02		iron	SEDMETFE	1976	1976	1	1976			1	1
2485_02		mercury	SEDMETHG	1995	2002	2	1998.5	-1.00		2	1
2485_02		manganese	SEDMETMN	1976	1976	1	1976			1	1
2485_02		nickel	SEDMETNI			0					
2485_02		lead	SEDMETPB	1995	2002	2	1998.5	1.00		2	1
2485_02		selenium	SEDMETSE			0					
2485_02		strontium	SEDMETSR	1976	1976	1	1976			1	1
2485_02		zinc	SEDMETZN	1976	1976	1	1976			1	1
2485_02		2,4,5 T	SED-245T			0					
2485_02		2,4 D	SED-24D			0					
2485_02		acenaphthene	SED-ACEN			0					
2485_02		Aldrin	SED-ALDR			0					
2485_02		anthracene	SED-ANTH			0					
2485_02		benzo(a)pyrene	SED-BNZA			0					
2485_02		benzo(a)anthracene	SD-BNZAA			0					
2485_02		benzo(b) fluoranthene	SD-BNZB			0					
2485_02		benzo(k) fluoranthene	SD-BNZK			0					
2485_02		benzo(ghi)perylene	SD-BNZGP			0					
2485_02		total Chlordane	SED-CHLR			0					
2485_02		Chlordane cis isomer	SD-CHLRC			0					
2485_02		chrysene	SED-CHRY			0					
2485_02		total DDD	SED-DDD			0					
2485_02		total DDE	SED-DDE			0					
2485_02		total DDT	SED-DDT			0					
2485_02		Diazinon	SED-DIAZ			0					
2485_02		dibenz(a,h)anthracene	SD-DBANE			0					
2485_02		Dieldrin	SED-DIEL			0					
2485_02		Endosulfan I	SED-ENDO			0					
2485_02		Endrin	SED-ENDR			0					
2485_02		fluoranthene	SED-FLRA			0					
2485_02		fluorene	SD-FLRN			0					
2485_02		heptachloride	SED-HEPT			0					
2485_02		heptachloride epoxide	SED-HEPX			0					
2485_02		hexachlorobenzene	SED-HEXA			0					
2485_02		indeno(1,2,3-cd)pyrene	SD-I123P			0					
2485_02		Lindane (gamma-BHC)	SED-LIND			0					
2485_02		Malathion	SED-MALA			0					
2485_02		methyl parathion	SED-MTHP			0					
2485_02		methoxychlor	SED-MTHX			0					
2485_02		naphthalene	SED-NAPT			0					
2485_02		total PAH's	SED-PAH			0					
2485_02		Parathion	SED-PARA			0					
2485_02		total PCB's	SED-PCB			0					
2485_02		p,p'-DDD	SED-PDDD			0					
2485_02		p,p'-DDE	SED-PDDE			0					
2485_02		p,p'-DDT	SED-PDDT			0					

AU ID	AU Name	Variable Name	Variable Abbrev.	First Year	Last Year	Num. Years	Median Year	Corr. Var*Year		Num. Loc.	Mean Year/Loc
								r	p		
2485_02		perylene	SED-PERY			0					
2485_02		phenanthrene	SD-PHNAN			0					
2485_02		pyrene	SD-PYRN			0					
2485_02		Silvex	SED-SLVX			0					
2485_02		Toxaphene	SED-TOXA			0					
2485_02		tributyltin	SED-TBT			0					
2485_02		DDT converted from proxy relations	SED-XDDT			0					
2485_03	Lower Oso Bay										
2485_03		cyanide	SEDCYAN			0					
2485_03		total Kjeldahl nitrogen	SEDKJLN			0					
2485_03		oil & grease	SEDO&G			0					
2485_03		ammonia nitrogen	SEDAMMN			0					
2485_03		total organic nitrogen	SEDORGN			0					
2485_03		total organic carbon	SEDTOC	1976	2003	3	2002	-1.00	0.0000	10	1
2485_03		total phosphorus (as P)	SEDTOTP			0					
2485_03		volatile solids (loss on ignition)	SEDVOLS			0					
2485_03		silver	SEDMETAG			0					
2485_03		aluminum	SEDMETAL	1988	1988	1	1988			1	1
2485_03		arsenic	SEDMETAS	1988	2003	3	2002	1.00	0.0000	3	1
2485_03		boron	SEDMETB	1988	1988	1	1988			1	1
2485_03		barium	SEDMETBA	1976	1988	2	1982	-1.00		5	1
2485_03		cadmium	SEDMETCD			0					
2485_03		cobalt	SEDMETCO			0					
2485_03		chromium	SEDMETCR	1976	2003	4	1995	-0.80	0.2000	6	1
2485_03		copper	SEDMETCU	1976	1988	2	1982	-1.00		4	1
2485_03		iron	SEDMETFE	1976	1988	2	1982	-1.00		5	1
2485_03		mercury	SEDMETHG	1988	2003	3	2002	-0.87	0.3333	3	1
2485_03		manganese	SEDMETMN	1976	1988	2	1982	-1.00		5	1
2485_03		nickel	SEDMETNI	1988	1988	1	1988			1	1
2485_03		lead	SEDMETPB	1988	2003	3	2002	-1.00	0.0000	3	1
2485_03		selenium	SEDMETSE			0					
2485_03		strontium	SEDMETSR	1976	1988	2	1982	-1.00		5	1
2485_03		zinc	SEDMETZN	1976	1988	2	1982	-1.00		5	1
2485_03		2,4,5 T	SED-245T			0					
2485_03		2,4 D	SED-24D			0					
2485_03		acenaphthene	SED-ACEN			0					
2485_03		Aldrin	SED-ALDR			0					
2485_03		anthracene	SED-ANTH			0					
2485_03		benzo(a)pyrene	SED-BNZA			0					
2485_03		benzo(a)anthracene	SD-BNZAA			0					
2485_03		benzo(b) fluoranthene	SD-BNZB			0					
2485_03		benzo(k) fluoranthene	SD-BNZK			0					
2485_03		benzo(ghi)perylene	SD-BNZGP			0					
2485_03		total Chlordane	SED-CHLR			0					
2485_03		Chlordane cis isomer	SD-CHLRC			0					
2485_03		chrysene	SED-CHRY			0					
2485_03		total DDD	SED-DDD			0					
2485_03		total DDE	SED-DDE			0					

AU ID	AU Name	Variable Name	Variable Abbrev.	First Year	Last Year	Num. Years	Median Year	Corr. Var*Year		Num. Loc.	Mean Year/Loc
								r	p		
2485_03		total DDT	SED-DDT			0					
2485_03		Diazinon	SED-DIAZ			0					
2485_03		dibenz(a,h)anthracene	SD-DBANE			0					
2485_03		Dieldrin	SED-DIEL			0					
2485_03		Endosulfan I	SED-ENDO			0					
2485_03		Endrin	SED-ENDR			0					
2485_03		fluoranthene	SED-FLRA			0					
2485_03		fluorene	SD-FLRN			0					
2485_03		heptachloride	SED-HEPT			0					
2485_03		heptachloride epoxide	SED-HEPX			0					
2485_03		hexachlorobenzene	SED-HEXA			0					
2485_03		indeno(1,2,3-cd)pyrene	SD-I123P			0					
2485_03		Lindane (gamma-BHC)	SED-LIND			0					
2485_03		Malathion	SED-MALA			0					
2485_03		methyl parathion	SED-MTHP			0					
2485_03		methoxychlor	SED-MTHX			0					
2485_03		naphthalene	SED-NAPT			0					
2485_03		total PAH's	SED-PAH			0					
2485_03		Parathion	SED-PARA			0					
2485_03		total PCB's	SED-PCB			0					
2485_03		p,p'-DDD	SED-PDDD			0					
2485_03		p,p'-DDE	SED-PDDE			0					
2485_03		p,p'-DDT	SED-PDDT			0					
2485_03		perylene	SED-PERY			0					
2485_03		phenanthrene	SD-PHNAN			0					
2485_03		pyrene	SD-PYRN			0					
2485_03		Silvex	SED-SLVX			0					
2485_03		Toxaphene	SED-TOXA			0					
2485_03		tributyltin	SED-TBT			0					
2485_03		DDT converted from proxy relations	SED-XDDT			0					
2491_01	Laguna Madre										
2491_01		cyanide	SEDCYAN			0					
2491_01		total Kjeldahl nitrogen	SEDKJLN	1973	1989	10	1981.5	0.30	0.4047	1	10
2491_01		oil & grease	SEDO&G	1973	1989	14	1980.5	-0.11	0.7028	6	3.1666667
2491_01		ammonia nitrogen	SEDAMMN			0					
2491_01		total organic nitrogen	SEDORGN			0					
2491_01		total organic carbon	SEDTOC	1976	2004	13	1997	0.00	1.0000	220	1.0136364
2491_01		total phosphorus (as P)	SEDTOTP	1973	1989	15	1981	0.22	0.4350	2	15
2491_01		volatile solids (loss on ignition)	SEDVOLS	1976	1989	12	1983.5	0.36	0.2551	1	12
2491_01		silver	SEDMETAG	1973	1994	6	1977	-0.55	0.2574	3	2
2491_01		aluminum	SEDMETAL	1988	1988	1	1988			66	1
2491_01		arsenic	SEDMETAS	1973	2003	22	1986.5	0.30	0.1817	104	1.2884615
2491_01		boron	SEDMETB	1976	1988	6	1978.5	-0.43	0.3965	89	1.0337079
2491_01		barium	SEDMETBA	1976	1989	13	1983	0.14	0.6415	172	1.0639535
2491_01		cadmium	SEDMETCD	1973	1994	13	1981	-0.28	0.3538	30	1.3
2491_01		cobalt	SEDMETCO			0					
2491_01		chromium	SEDMETCR	1973	2003	26	1987.5	-0.03	0.8657	188	1.2553191
2491_01		copper	SEDMETCU	1973	1994	18	1983.5	-0.11	0.6654	138	1.2028986

AU ID	AU Name	Variable Name	Variable Abbrev.	First Year	Last Year	Num. Years	Median Year	Corr. Var*Year		Num. Loc.	Mean Year/Loc
								r	p		
2491_01		iron	SEDMETFE	1976	1994	6	1983	-0.43	0.3965	173	1
2491_01		mercury	SEDMETHG	1973	2003	22	1985.5	-0.48	0.0229	91	1.2967033
2491_01		manganese	SEDMETMN	1973	1994	17	1983	0.01	0.9777	174	1.0804598
2491_01		nickel	SEDMETNI	1973	1994	18	1983.5	-0.20	0.4250	107	1.2616822
2491_01		lead	SEDMETPB	1973	2003	25	1987	-0.29	0.1531	90	1.3777778
2491_01		selenium	SEDMETSE	1977	1994	9	1987	-0.32	0.4064	28	1.2142857
2491_01		strontium	SEDMETSR	1976	1988	4	1977.5	-0.60	0.4000	171	1
2491_01		zinc	SEDMETZN	1973	1994	19	1984	-0.17	0.4951	193	1.1398964
2491_01		2,4,5 T	SED-245T	1974	1974	1	1974			1	1
2491_01		2,4 D	SED-24D	1974	1974	1	1974			1	1
2491_01		acenaphthene	SED-ACEN	1991	1991	1	1991			1	1
2491_01		Aldrin	SED-ALDR	1975	1976	2	1975.5			1	2
2491_01		anthracene	SED-ANTH	1991	1991	1	1991			1	1
2491_01		benzo(a)pyrene	SED-BNZA	1988	1991	2	1989.5	-1.00		3	1
2491_01		benzo(a)anthracene	SD-BNZAA	1988	1988	1	1988			4	1
2491_01		benzo(b) fluoranthene	SD-BNZB			0					
2491_01		benzo(k) fluoranthene	SD-BNZK			0					
2491_01		benzo(ghi)perylene	SD-BNZGP			0					
2491_01		total Chlordane	SED-CHLR	1975	1991	3	1976	0.87	0.3333	2	1.5
2491_01		Chlordane cis isomer	SD-CHLRC			0					
2491_01		chrysene	SED-CHRY	1988	1991	2	1989.5	-1.00		4	1
2491_01		total DDD	SED-DDD	1973	1976	4	1974.5			3	1.3333333
2491_01		total DDE	SED-DDE	1973	1976	4	1974.5			3	1.3333333
2491_01		total DDT	SED-DDT	1973	1991	5	1975	0.71	0.1817	4	1.25
2491_01		Diazinon	SED-DIAZ	1974	1976	3	1975			2	1.5
2491_01		dibenz(a,h)anthracene	SD-DBANE			0					
2491_01		Dieldrin	SED-DIEL	1975	1976	2	1975.5			1	2
2491_01		Endosulfan I	SED-ENDO			0					
2491_01		Endrin	SED-ENDR	1975	1976	2	1975.5			1	2
2491_01		fluoranthene	SED-FLRA	1988	1991	2	1989.5	-1.00		2	1
2491_01		fluorene	SD-FLRN	1991	1991	1	1991			1	1
2491_01		heptachloride	SED-HEPT	1975	1976	2	1975.5			1	2
2491_01		heptachloride epoxide	SED-HEPX	1973	1976	4	1974.5			3	1.3333333
2491_01		hexachlorobenzene	SED-HEXA			0					
2491_01		indeno(1,2,3-cd)pyrene	SD-I123P			0					
2491_01		Lindane (gamma-BHC)	SED-LIND	1975	1991	3	1976	0.87	0.3333	2	1.5
2491_01		Malathion	SED-MALA	1974	1975	2	1974.5			2	1
2491_01		methyl parathion	SED-MTHP	1974	1976	3	1975			2	1.5
2491_01		methoxychlor	SED-MTHX	1975	1976	2	1975.5			1	2
2491_01		naphthalene	SED-NAPT	1991	1991	1	1991			1	1
2491_01		total PAH's	SED-PAH	1991	1991	1	1991			1	1
2491_01		Parathion	SED-PARA	1974	1976	3	1975			2	1.5
2491_01		total PCB's	SED-PCB	1973	1994	7	1976	0.34	0.4523	5	1.4
2491_01		p,p'-DDD	SED-PDDD	1991	1991	1	1991			1	1
2491_01		p,p'-DDE	SED-PDDE	1991	1991	1	1991			1	1
2491_01		p,p'-DDT	SED-PDDT			0					
2491_01		perylene	SED-PERY	1991	1991	1	1991			1	1
2491_01		phenanthrene	SD-PHNAN	1991	1991	1	1991			1	1
2491_01		pyrene	SD-PYRN	1988	1991	2	1989.5	-1.00		3	1

AU ID	AU Name	Variable Name	Variable Abbrev.	First Year	Last Year	Num. Years	Median Year	Corr. Var*Year		Num. Loc.	Mean Year/Loc
								r	p		
2491_01		Silvex	SED-SLVX	1974	1976	3	1975			2	1.5
2491_01		Toxaphene	SED-TOXA	1975	1976	2	1975.5			1	2
2491_01		tributyltin	SED-TBT	1994	1994	1	1994			1	1
2491_01		DDT converted from proxy relations	SED-XDDT	1973	1991	5	1975	0.71	0.1817	4	1.25
2492_01	Baffin Bay										
2492_01		cyanide	SEDCYAN			0					
2492_01		total Kjeldahl nitrogen	SEDKJLN	1973	1988	9	1978	0.33	0.3807	2	6
2492_01		oil & grease	SEDO&G	1973	1988	14	1980.5	0.14	0.6369	8	3
2492_01		ammonia nitrogen	SEDAMMN			0					
2492_01		total organic nitrogen	SEDORGN			0					
2492_01		total organic carbon	SEDTOC	1976	2003	8	1999.5	-0.19	0.6514	137	1.0729927
2492_01		total phosphorus (as P)	SEDTOTP	1973	1988	14	1980.5	-0.14	0.6257	4	9.5
2492_01		volatile solids (loss on ignition)	SEDVOLS	1976	1988	12	1982	0.64	0.0240	2	8
2492_01		silver	SEDMETAG	1973	1987	8	1978	0.45	0.2604	2	4
2492_01		aluminum	SEDMETAL	1988	1988	1	1988			59	1
2492_01		arsenic	SEDMETAS	1973	2003	21	1986	0.54	0.0123	87	1.4827586
2492_01		boron	SEDMETB	1976	1988	5	1978	0.20	0.7471	86	1.0232558
2492_01		<i>barium</i>	<i>SEDMETBA</i>	<i>1976</i>	<i>1988</i>	<i>12</i>	<i>1982</i>	<i>0.56</i>	<i>0.0586</i>	<i>87</i>	<i>1.1609195</i>
2492_01		cadmium	SEDMETCD	1973	1988	6	1978	-0.14	0.7872	17	1.1764706
2492_01		cobalt	SEDMETCO	1972	1975	3	1973	1.00	0.0000	4	1.5
2492_01		chromium	SEDMETCR	1973	2003	21	1986	0.61	0.0034	111	1.3963964
2492_01		copper	SEDMETCU	1973	1988	14	1980.5	0.31	0.2882	84	1.202381
2492_01		iron	SEDMETFE	1972	1988	4	1974.5	0.40	0.6000	88	1.0113636
2492_01		mercury	SEDMETHG	1973	2003	21	1985	-0.48	0.0296	77	1.4545455
2492_01		manganese	SEDMETMN	1972	1988	15	1980	0.75	0.0013	91	1.2087912
2492_01		nickel	SEDMETNI	1973	1988	13	1980	0.11	0.7137	65	1.2461538
2492_01		lead	SEDMETPB	1973	2003	22	1985.5	-0.12	0.6092	76	1.5921053
2492_01		selenium	SEDMETSE	1977	1988	3	1987	-1.00	0.0000	16	1.0625
2492_01		strontium	SEDMETSR	1976	1988	2	1982	-1.00		85	1
2492_01		zinc	SEDMETZN	1973	1988	13	1981	0.43	0.1383	82	1.1829268
2492_01		2,4,5 T	SED-245T	1974	1974	1	1974			2	1
2492_01		2,4 D	SED-24D	1974	1974	1	1974			2	1
2492_01		acenaphthene	SED-ACEN			0					
2492_01		Aldrin	SED-ALDR	1975	1976	2	1975.5	1.00		1	2
2492_01		anthracene	SED-ANTH			0					
2492_01		benzo(a)pyrene	SED-BNZA			0					
2492_01		benzo(a)anthracene	SD-BNZAA	1988	1988	1	1988			3	1
2492_01		benzo(b) fluoranthene	SD-BNZB			0					
2492_01		benzo(k) fluoranthene	SD-BNZK			0					
2492_01		benzo(ghi)perylene	SD-BNZGP			0					
2492_01		total Chlordane	SED-CHLR	1975	1976	2	1975.5	1.00		1	2
2492_01		Chlordane cis isomer	SD-CHLRC			0					
2492_01		chrysene	SED-CHRY	1988	1988	1	1988			2	1
2492_01		total DDD	SED-DDD	1969	1981	9	1975	-0.27	0.4758	7	2.5714286
2492_01		total DDE	SED-DDE	1969	1984	10	1975.5	-0.18	0.6141	8	2.375
2492_01		total DDT	SED-DDT	1969	1981	9	1975	0.08	0.8395	7	2.5714286
2492_01		Diazinon	SED-DIAZ	1974	1976	3	1975	0.87	0.3333	4	1.5
2492_01		dibenz(a,h)anthracene	SD-DBANE			0					

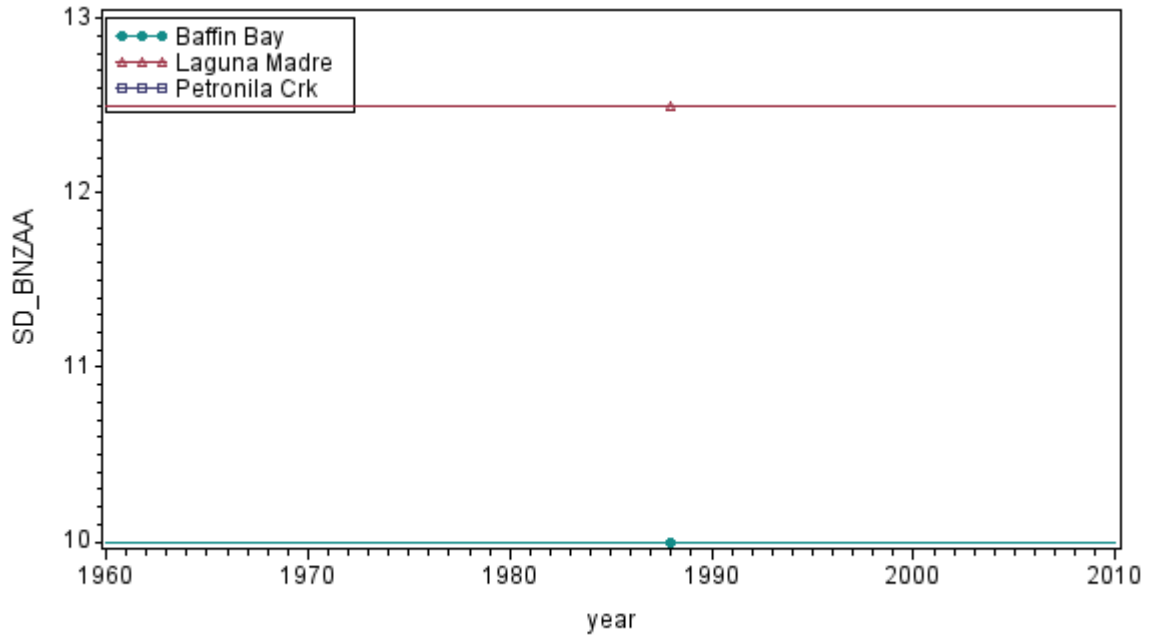
AU ID	AU Name	Variable Name	Variable Abbrev.	First Year	Last Year	Num. Years	Median Year	Corr. Var*Year		Num. Loc.	Mean Year/Loc
								r	p		
2492_01		Dieldrin	SED-DIEL	1975	1976	2	1975.5	1.00		1	2
2492_01		Endosulfan I	SED-ENDO			0					
2492_01		Endrin	SED-ENDR	1975	1976	2	1975.5	1.00		1	2
2492_01		fluoranthene	SED-FLRA			0					
2492_01		fluorene	SD-FLRN			0					
2492_01		heptachloride	SED-HEPT	1975	1976	2	1975.5	1.00		1	2
2492_01		heptachloride epoxide	SED-HEPX	1969	1981	9	1975	0.08	0.8395	7	2.5714286
2492_01		hexachlorobenzene	SED-HEXA			0					
2492_01		indeno(1,2,3-cd)pyrene	SD-I123P			0					
2492_01		Lindane (gamma-BHC)	SED-LIND	1975	1976	2	1975.5	1.00		1	2
2492_01		Malathion	SED-MALA	1974	1975	2	1974.5			4	1.25
2492_01		methyl parathion	SED-MTHP	1974	1976	3	1975	0.87	0.3333	4	1.5
2492_01		methoxychlor	SED-MTHX	1975	1976	2	1975.5	1.00		1	2
2492_01		naphthalene	SED-NAPT			0					
2492_01		total PAH's	SED-PAH			0					
2492_01		Parathion	SED-PARA	1974	1976	3	1975	0.87	0.3333	3	1.3333333
2492_01		total PCB's	SED-PCB	1973	1981	7	1976	-0.08	0.8666	5	2
2492_01		p,p'-DDD	SED-PDDD			0					
2492_01		p,p'-DDE	SED-PDDE			0					
2492_01		p,p'-DDT	SED-PDDT			0					
2492_01		perylene	SED-PERY			0					
2492_01		phenanthrene	SD-PHNAN			0					
2492_01		pyrene	SD-PYRN			0					
2492_01		Silvex	SED-SLVX	1974	1976	3	1975	0.87	0.3333	3	1.3333333
2492_01		Toxaphene	SED-TOXA	1975	1976	2	1975.5	1.00		1	2
2492_01		tributyltin	SED-TBT			0					
2492_01		DDT converted from proxy relations	SED-XDDT	1969	1981	9	1975	0.08	0.8395	7	2.5714286
2501_06	Gulf - North										
2501_06		cyanide	SEDCYAN			0					
2501_06		total Kjeldahl nitrogen	SEDKJLN	1972	1987	7	1978	-0.25	0.5887	8	1.5
2501_06		oil & grease	SEDO&G	1972	1987	11	1981	-0.35	0.2847	8	2.125
2501_06		ammonia nitrogen	SEDAMMN	1982	1982	1	1982			6	1
2501_06		total organic nitrogen	SEDORGN			0					
2501_06		total organic carbon	SEDTOTC	1976	1976	1	1976			112	1
2501_06		total phosphorus (as P)	SEDTOTP	1974	1987	11	1981	-0.43	0.1899	3	7.6666667
2501_06		volatile solids (loss on ignition)	SEDVOLS	1972	1987	12	1980.5	-0.04	0.9054	2	6
2501_06		silver	SEDMETAG	1974	1987	4	1982	0.60	0.4000	1	4
2501_06		aluminum	SEDMETAL			0					
2501_06		arsenic	SEDMETAS	1972	1987	12	1980.5	0.32	0.3079	8	3.5
2501_06		boron	SEDMETB	1976	1979	4	1977.5	-0.80	0.2000	36	1.0555556
2501_06		barium	SEDMETBA	1976	1987	11	1981	-0.10	0.7699	36	1.25
2501_06		cadmium	SEDMETCD	1974	1987	5	1981	-0.10	0.8729	1	5
2501_06		cobalt	SEDMETCO			0					
2501_06		chromium	SEDMETCR	1974	1990	13	1981	-0.44	0.1350	41	1.4634146
2501_06		copper	SEDMETCU	1974	1990	13	1981	-0.27	0.3781	37	1.2702703
2501_06		iron	SEDMETFE	1976	1976	1	1976			35	1
2501_06		mercury	SEDMETHG	1972	1987	12	1980.5	0.15	0.6479	6	3.1666667
2501_06		manganese	SEDMETMN	1974	1987	12	1980.5	-0.20	0.5419	36	1.2777778

AU ID	AU Name	Variable Name	Variable Abbrev.	First Year	Last Year	Num. Years	Median Year	Corr. Var*Year		Num. Loc.	Mean Year/Loc
								r	p		
2501_06		nickel	SEDMETNI	1974	1990	13	1981	-0.39	0.1903	39	1.2564103
2501_06		lead	SEDMETPB	1972	1987	13	1980	-0.68	0.0106	39	1.4615385
2501_06		selenium	SEDMETSE	1983	1983	1	1983			1	1
2501_06		strontium	SEDMETSR	1976	1976	1	1976			35	1
2501_06		zinc	SEDMETZN	1972	1990	13	1981	-0.32	0.2792	25	1.48
2501_06		2,4,5 T	SED-245T			0					
2501_06		2,4 D	SED-24D			0					
2501_06		acenaphthene	SED-ACEN			0					
2501_06		Aldrin	SED-ALDR	1975	1975	1	1975			1	1
2501_06		anthracene	SED-ANTH			0					
2501_06		benzo(a)pyrene	SED-BNZA			0					
2501_06		benzo(a)anthracene	SD-BNZA			0					
2501_06		benzo(b) fluoranthene	SD-BNFB			0					
2501_06		benzo(k) fluoranthene	SD-BNFK			0					
2501_06		benzo(ghi)perylene	SD-BNZGP			0					
2501_06		total Chlordane	SED-CHLR	1975	1975	1	1975			1	1
2501_06		Chlordane cis isomer	SD-CHLRC			0					
2501_06		chrysene	SED-CHRY			0					
2501_06		total DDD	SED-DDD	1975	1975	1	1975			1	1
2501_06		total DDE	SED-DDE	1975	1975	1	1975			1	1
2501_06		total DDT	SED-DDT	1975	1975	1	1975			1	1
2501_06		Diazinon	SED-DIAZ	1975	1975	1	1975			1	1
2501_06		dibenz(a,h)anthracene	SD-DBANE			0					
2501_06		Dieldrin	SED-DIEL	1975	1975	1	1975			1	1
2501_06		Endosulfan I	SED-ENDO			0					
2501_06		Endrin	SED-ENDR	1975	1975	1	1975			1	1
2501_06		fluoranthene	SED-FLRA			0					
2501_06		fluorene	SD-FLRN			0					
2501_06		heptachloride	SED-HEPT	1975	1975	1	1975			1	1
2501_06		heptachloride epoxide	SED-HEPX	1975	1975	1	1975			1	1
2501_06		hexachlorobenzene	SED-HEXA			0					
2501_06		indeno(1,2,3-cd)pyrene	SD-I123P			0					
2501_06		Lindane (gamma-BHC)	SED-LIND	1975	1975	1	1975			1	1
2501_06		Malathion	SED-MALA			0					
2501_06		methyl parathion	SED-MTHP	1975	1975	1	1975			1	1
2501_06		methoxychlor	SED-MTHX	1975	1975	1	1975			1	1
2501_06		naphthalene	SED-NAPT			0					
2501_06		total PAH's	SED-PAH			0					
2501_06		Parathion	SED-PARA	1975	1975	1	1975			1	1
2501_06		total PCB's	SED-PCB	1975	1975	1	1975			1	1
2501_06		p,p'-DDD	SED-PDDD			0					
2501_06		p,p'-DDE	SED-PDDE			0					
2501_06		p,p'-DDT	SED-PDDT			0					
2501_06		perylene	SED-PERY			0					
2501_06		phenanthrene	SD-PHNAN			0					
2501_06		pyrene	SD-PYRN			0					
2501_06		Silvex	SED-SLVX	1975	1975	1	1975			1	1
2501_06		Toxaphene	SED-TOXA	1975	1975	1	1975			1	1
2501_06		tributyltin	SED-TBT			0					

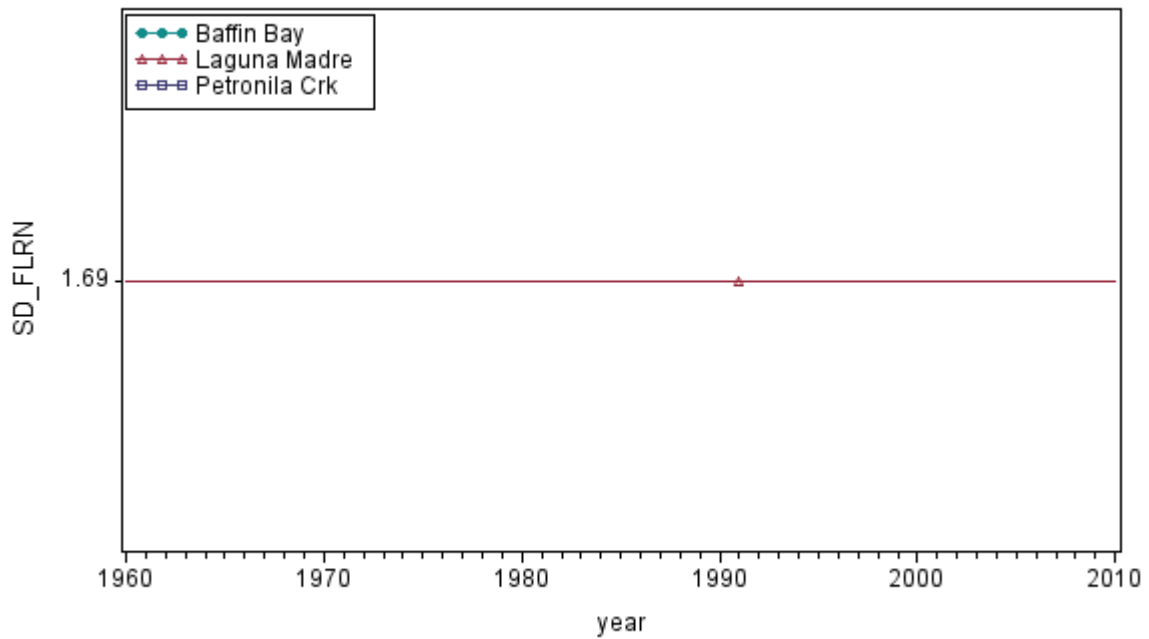
AU ID	AU Name	Variable Name	Variable Abbrev.	First Year	Last Year	Num. Years	Median Year	Corr. Var*Year		Num. Loc.	Mean Year/Loc
								r	p		
2501_06		DDT converted from proxy relations	SED-XDDT	1975	1975	1	1975			1	1
2501_07	Gulf -South										
2501_07		cyanide	SEDCYAN			0					
2501_07		total Kjeldahl nitrogen	SEDKJLN			0					
2501_07		oil & grease	SEDO&G			0					
2501_07		ammonia nitrogen	SEDAMMN			0					
2501_07		total organic nitrogen	SEDORGN			0					
2501_07		total organic carbon	SEDTOC	1976	1976	1	1976			177	1
2501_07		total phosphorus (as P)	SEDTOTP			0					
2501_07		volatile solids (loss on ignition)	SEDVOLS			0					
2501_07		silver	SEDMETAG			0					
2501_07		aluminum	SEDMETAL			0					
2501_07		arsenic	SEDMETAS			0					
2501_07		boron	SEDMETB	1976	1976	1	1976			59	1
2501_07		barium	SEDMETBA	1976	1976	1	1976			59	1
2501_07		cadmium	SEDMETCD			0					
2501_07		cobalt	SEDMETCO			0					
2501_07		chromium	SEDMETCR	1976	1976	1	1976			59	1
2501_07		copper	SEDMETCU	1976	1976	1	1976			59	1
2501_07		iron	SEDMETFE	1976	1976	1	1976			59	1
2501_07		mercury	SEDMETHG			0					
2501_07		manganese	SEDMETMN	1976	1976	1	1976			59	1
2501_07		nickel	SEDMETNI	1976	1976	1	1976			59	1
2501_07		lead	SEDMETPB	1976	1976	1	1976			58	1
2501_07		selenium	SEDMETSE			0					
2501_07		strontium	SEDMETSR	1976	1976	1	1976			59	1
2501_07		zinc	SEDMETZN	1976	1976	1	1976			27	1
2501_07		2,4,5 T	SED-245T			0					
2501_07		2,4 D	SED-24D			0					
2501_07		acenaphthene	SED-ACEN			0					
2501_07		Aldrin	SED-ALDR			0					
2501_07		anthracene	SED-ANTH			0					
2501_07		benzo(a)pyrene	SED-BNZA			0					
2501_07		benzo(a)anthracene	SD-BNZA			0					
2501_07		benzo(b) fluoranthene	SD-BNZB			0					
2501_07		benzo(k) fluoranthene	SD-BNZK			0					
2501_07		benzo(ghi)perylene	SD-BNZGP			0					
2501_07		total Chlordane	SED-CHLR			0					
2501_07		Chlordane cis isomer	SD-CHLRC			0					
2501_07		chrysene	SED-CHRY			0					
2501_07		total DDD	SED-DDD			0					
2501_07		total DDE	SED-DDE			0					
2501_07		total DDT	SED-DDT			0					
2501_07		Diazinon	SED-DIAZ			0					
2501_07		dibenz(a,h)anthracene	SD-DBANE			0					
2501_07		Dieldrin	SED-DIEL			0					
2501_07		Endosulfan I	SED-ENDO			0					
2501_07		Endrin	SED-ENDR			0					

AU ID	AU Name	Variable Name	Variable Abbrev.	First Year	Last Year	Num. Years	Median Year	Corr. Var*Year		Num. Loc.	Mean Year/Loc
								r	p		
2501_07		fluoranthene	SED-FLRA			0					
2501_07		fluorene	SD-FLRN			0					
2501_07		heptachloride	SED-HEPT			0					
2501_07		heptachloride epoxide	SED-HEPX			0					
2501_07		hexachlorobenzene	SED-HEXA			0					
2501_07		indeno(1,2,3-cd)pyrene	SD-I123P			0					
2501_07		Lindane (gamma-BHC)	SED-LIND			0					
2501_07		Malathion	SED-MALA			0					
2501_07		methyl parathion	SED-MTHP			0					
2501_07		methoxychlor	SED-MTHX			0					
2501_07		naphthalene	SED-NAPT			0					
2501_07		total PAH's	SED-PAH			0					
2501_07		Parathion	SED-PARA			0					
2501_07		total PCB's	SED-PCB			0					
2501_07		p,p'-DDD	SED-PDDD			0					
2501_07		p,p'-DDE	SED-PDDE			0					
2501_07		p,p'-DDT	SED-PDDT			0					
2501_07		perylene	SED-PERY			0					
2501_07		phenanthrene	SD-PHNAN			0					
2501_07		pyrene	SD-PYRN			0					
2501_07		Silvex	SED-SLVX			0					
2501_07		Toxaphene	SED-TOXA			0					
2501_07		tributyltin	SED-TBT			0					
2501_07		DDT converted from proxy relations	SED-XDDT			0					

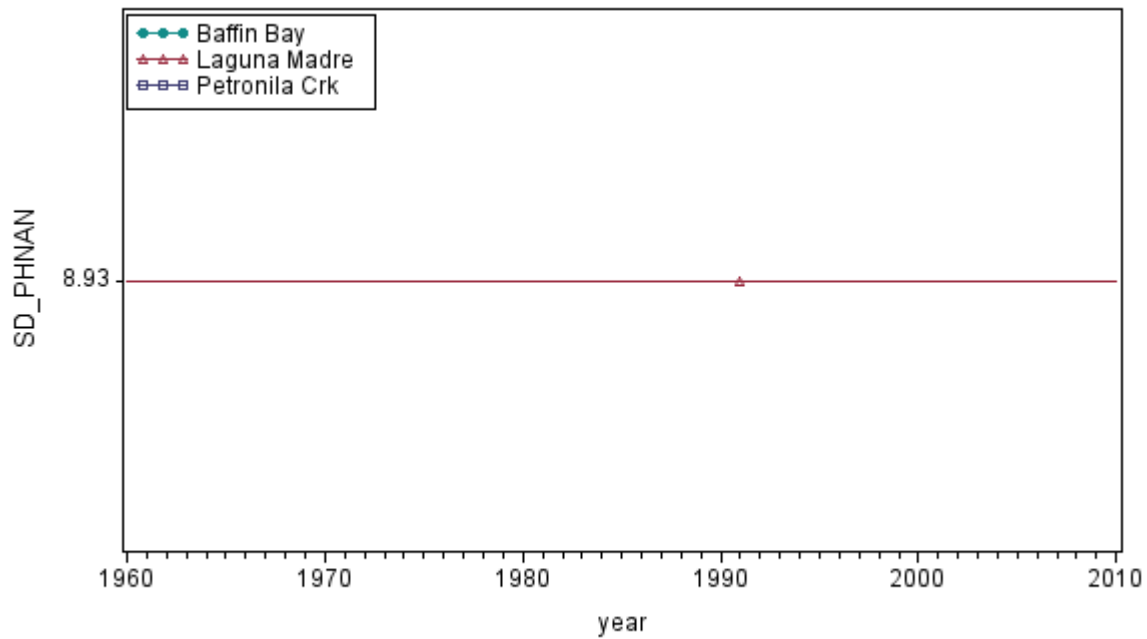
SQ1: Baffin Bay, Laguna Madre Petronila Creek



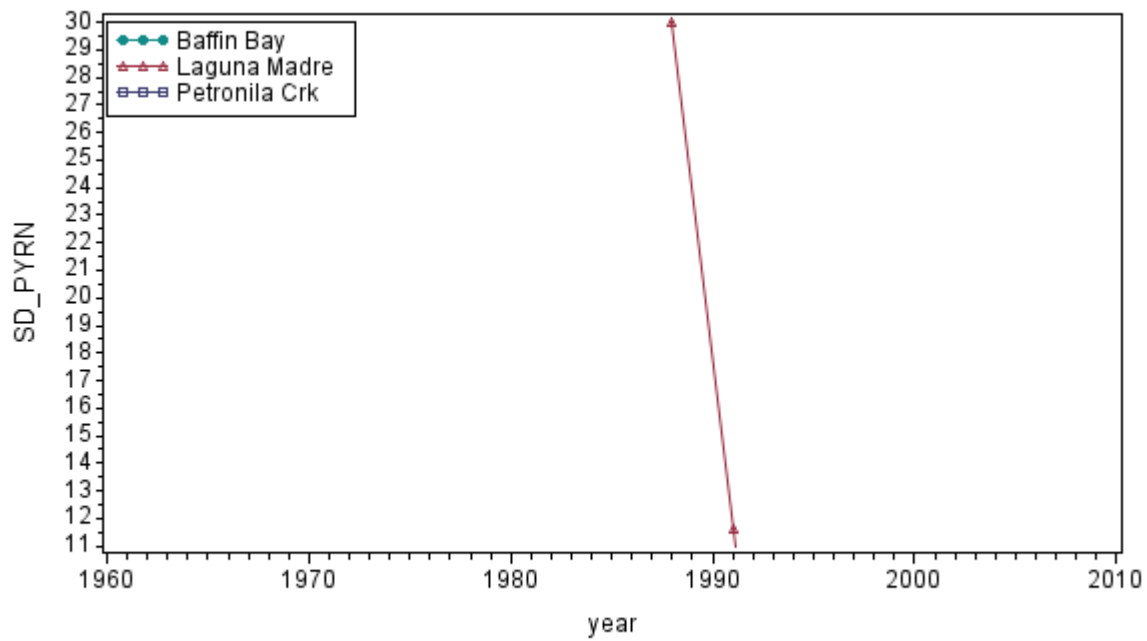
Regression Equation:
 SD_BNZA(AU_Name:Baffin Bay) = 10 + 0*year
 SD_BNZA(AU_Name:Laguna Madre) = 12.5 + 0*year
 SD_BNZA(AU_Name:Petronila Crk) = 0 + 0*year



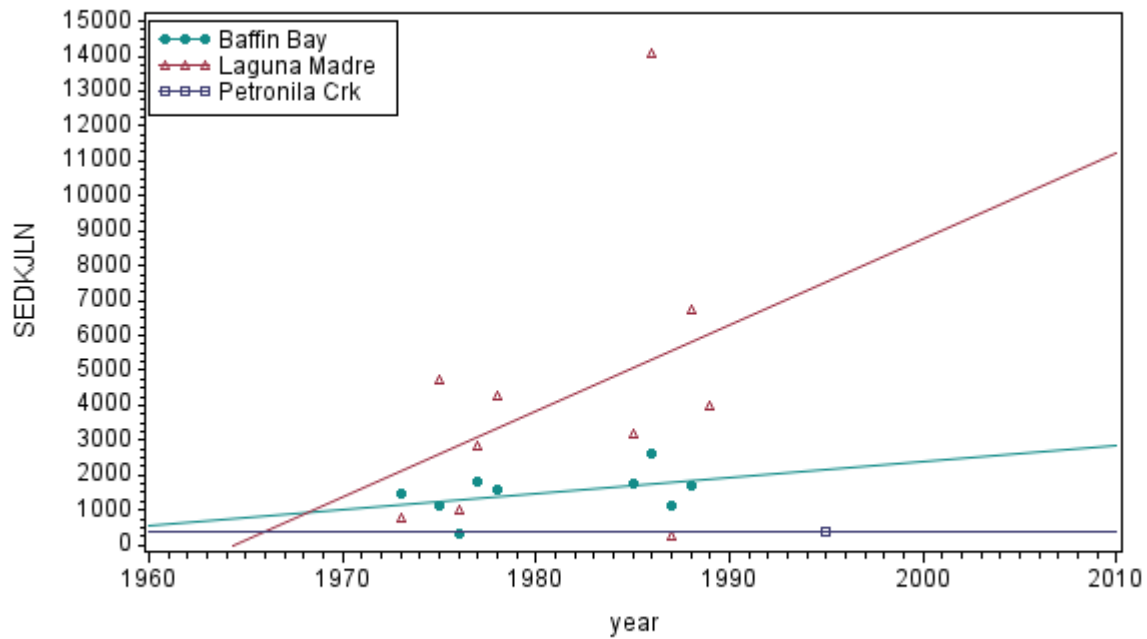
Regression Equation:
 SD_FLRN(AU_Name:Baffin Bay) = 0 + 0*year
 SD_FLRN(AU_Name:Laguna Madre) = 1.69 + 0*year
 SD_FLRN(AU_Name:Petronila Crk) = 0 + 0*year



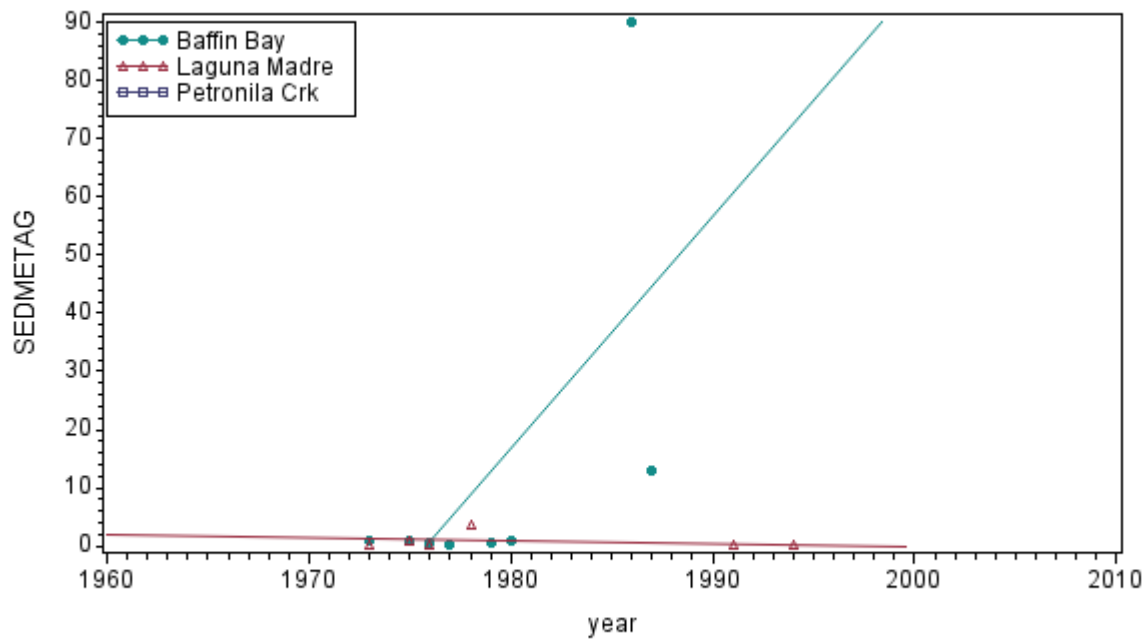
Regression Equation:
 $SD_PHINAN(AU_Name:Baffin\ Bay) = 0 + 0 \cdot year$
 $SD_PHINAN(AU_Name:Laguna\ Madre) = 8.93 + 0 \cdot year$
 $SD_PHINAN(AU_Name:Petronila\ Crk) = 0 + 0 \cdot year$



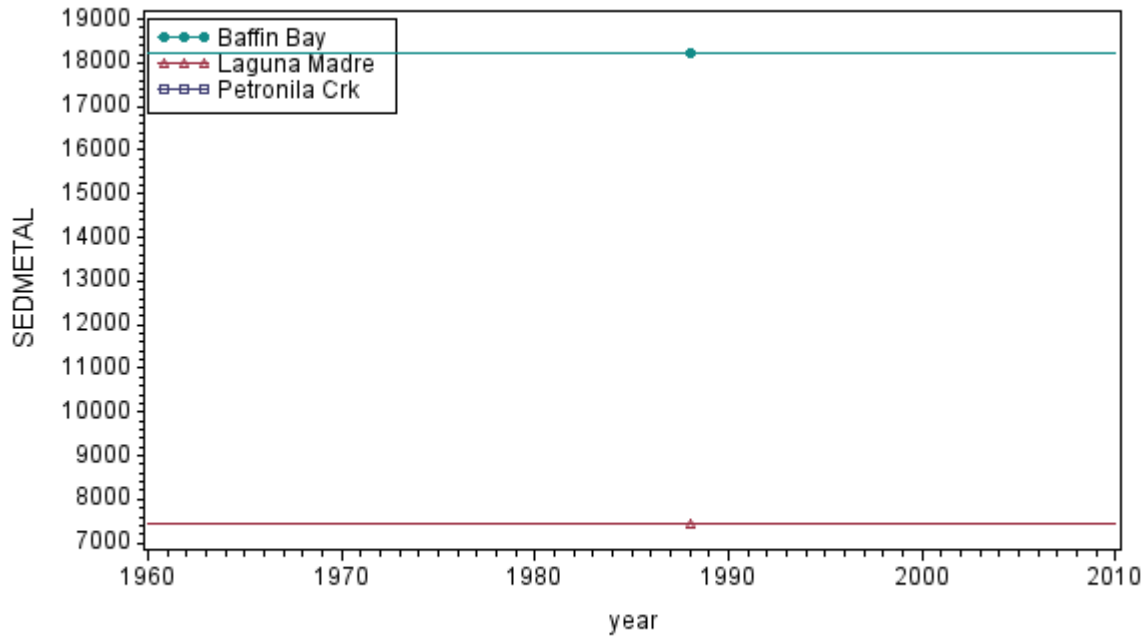
Regression Equation:
 $SD_PYRN(AU_Name:Baffin\ Bay) = 0 + 0 \cdot year$
 $SD_PYRN(AU_Name:Laguna\ Madre) = 12223.07 - 6.13333 \cdot year$
 $SD_PYRN(AU_Name:Petronila\ Crk) = 0 + 0 \cdot year$



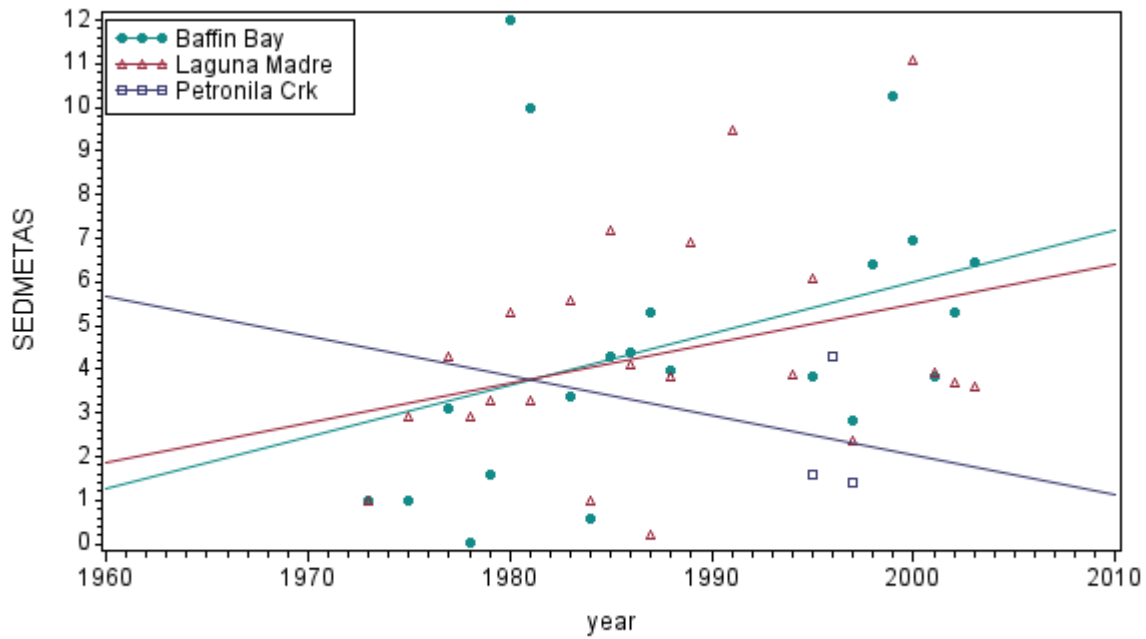
Regression Equation:
 SEDKJLN(AU Name: Baffin Bay) = -89353.51 + 45.87723*year
 SEDKJLN(AU Name: Laguna Madre) = -483750.1 + 246.2524*year
 SEDKJLN(AU Name: Petronila Crk) = 402.5895 + 0*year



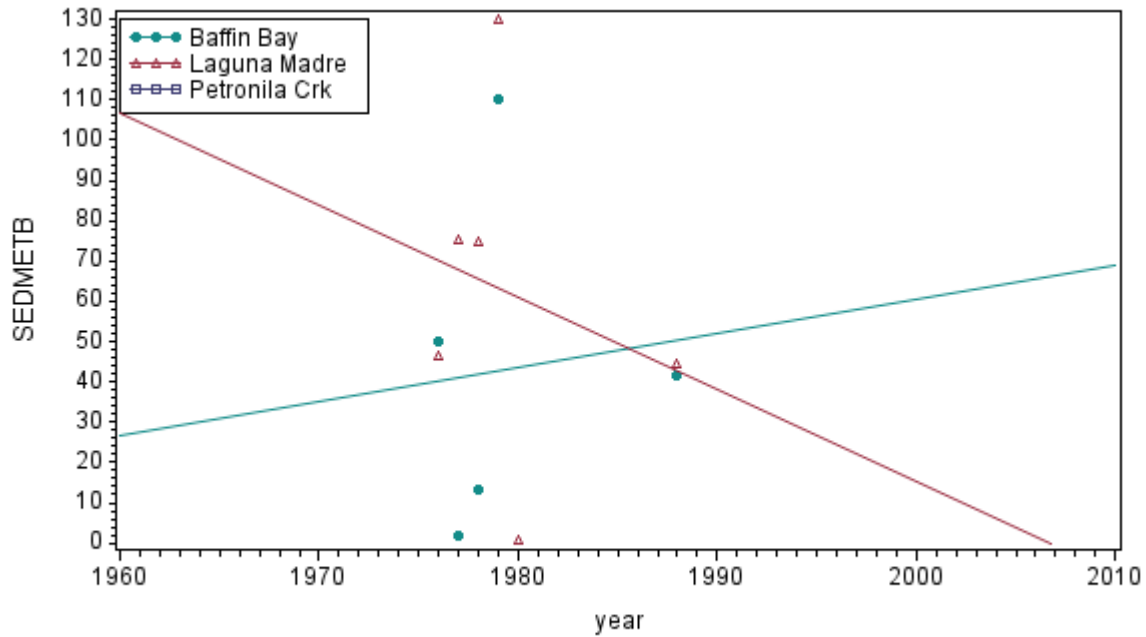
Regression Equation:
 SEDMETAG(AU Name: Baffin Bay) = -7845.088 + 3.970685*year
 SEDMETAG(AU Name: Laguna Madre) = 91.2835 - 0.045652*year
 SEDMETAG(AU Name: Petronila Crk) = 0 + 0*year



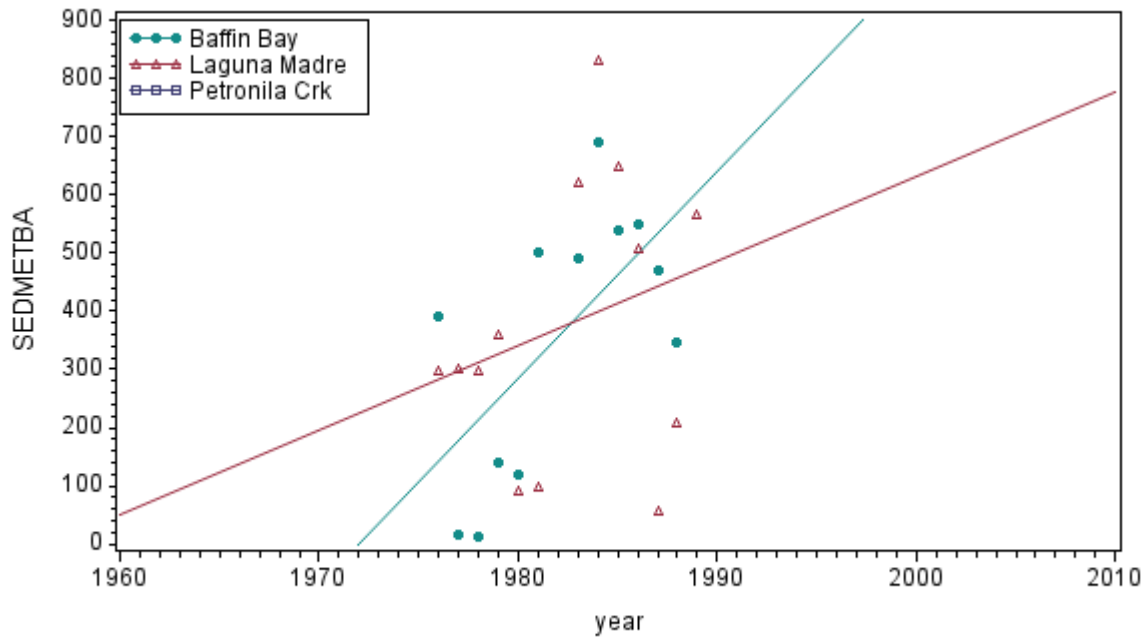
Regression Equation:
 SEDMETAL(AU Name: Baffin Bay) = 18235.93 + 0*year
 SEDMETAL(AU Name: Laguna Madre) = 7452.803 + 0*year
 SEDMETAL(AU Name: Petronila Crk) = 0 + 0*year



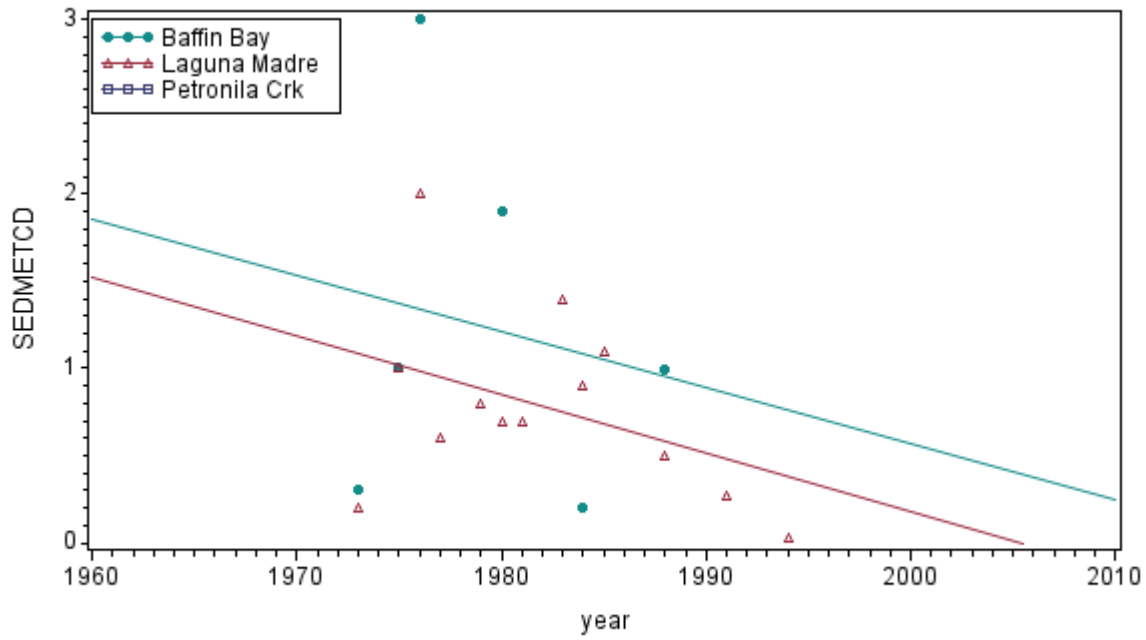
Regression Equation:
 SEDMETAS(AU Name: Baffin Bay) = -230.8346 + 0.118419*year
 SEDMETAS(AU Name: Laguna Madre) = -176.9916 + 0.091242*year
 SEDMETAS(AU Name: Petronila Crk) = 182.0517 - 0.09*year



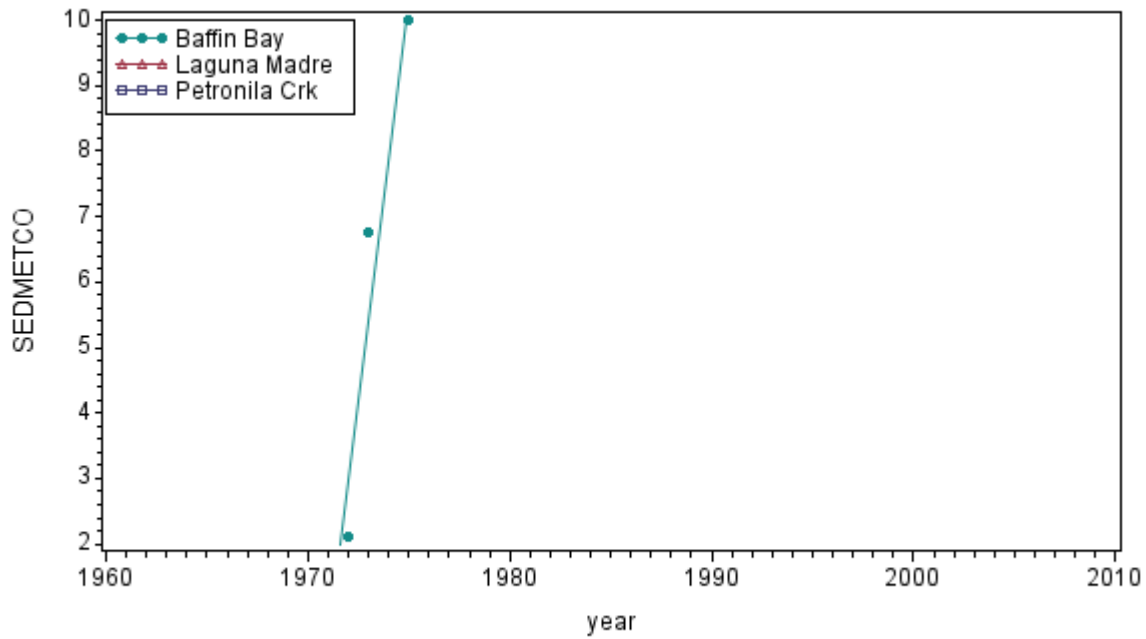
Regression Equation:
 SEDMETB(AU Name: Baffin Bay) = -1618.733 + 0.839583*year
 SEDMETB(AU Name: Laguna Madre) = 4586.666 - 2.28538*year
 SEDMETB(AU Name: Petronila Crk) = 0 + 0*year



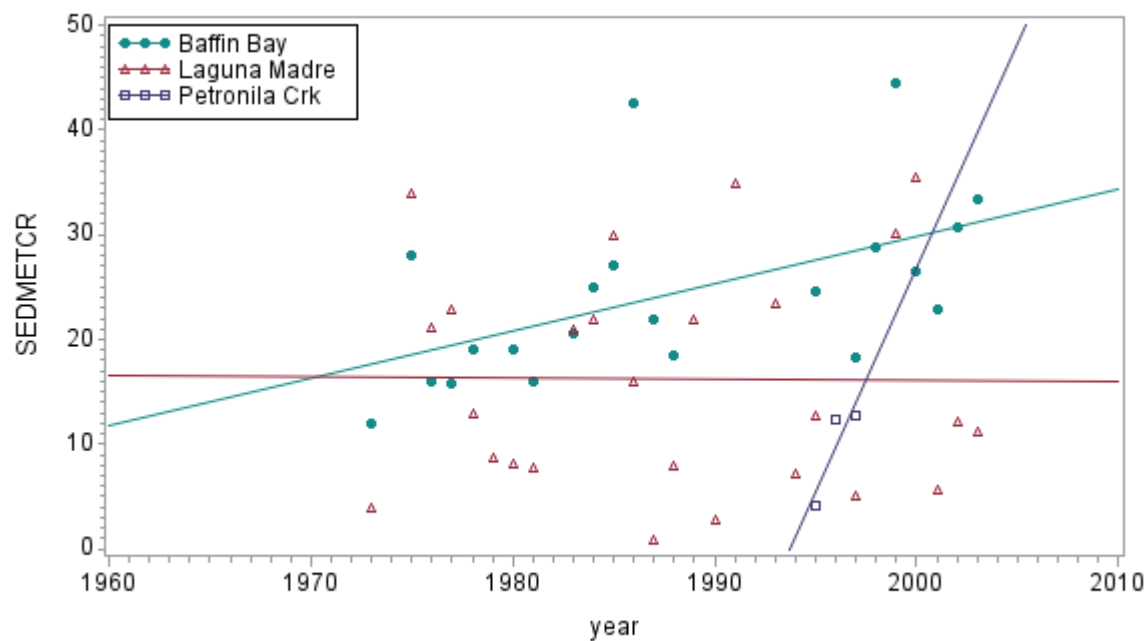
Regression Equation:
 SEDMETBA(AU Name: Baffin Bay) = -70094.07 + 35.5446*year
 SEDMETBA(AU Name: Laguna Madre) = -28426.22 + 14.52805*year
 SEDMETBA(AU Name: Petronila Crk) = 0 + 0*year



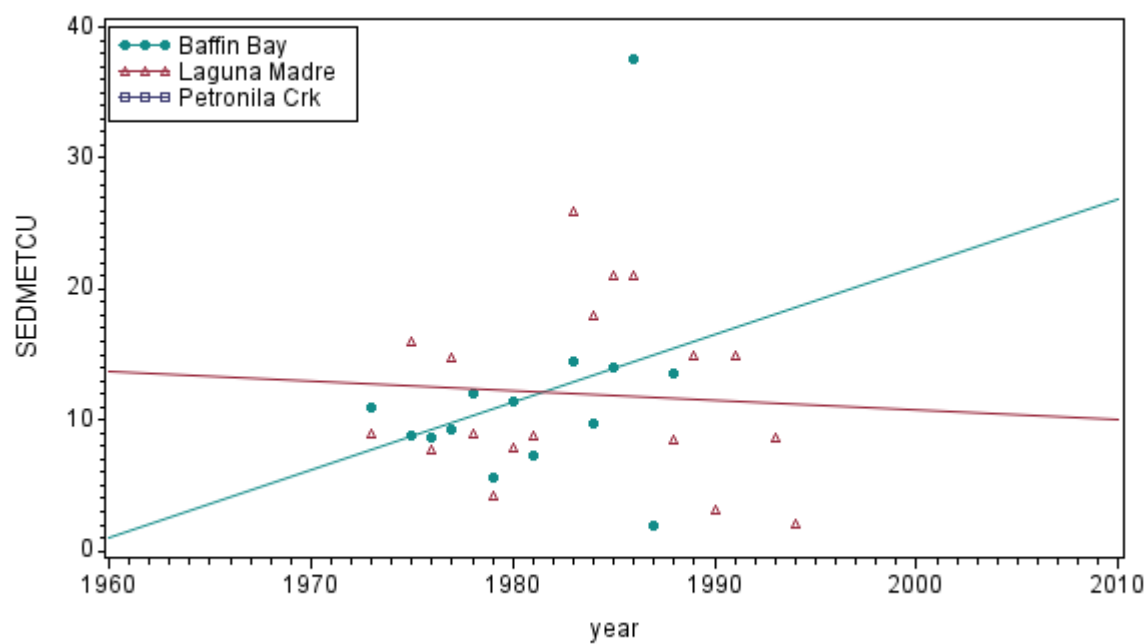
Regression Equation:
 SEDMETCD(AU Name: Baffin Bay) = 64.85041 - 0.032141*year
 SEDMETCD(AU Name: Laguna Madre) = 66.90984 - 0.033363*year
 SEDMETCD(AU Name: Petronila Crk) = 0 + 0*year



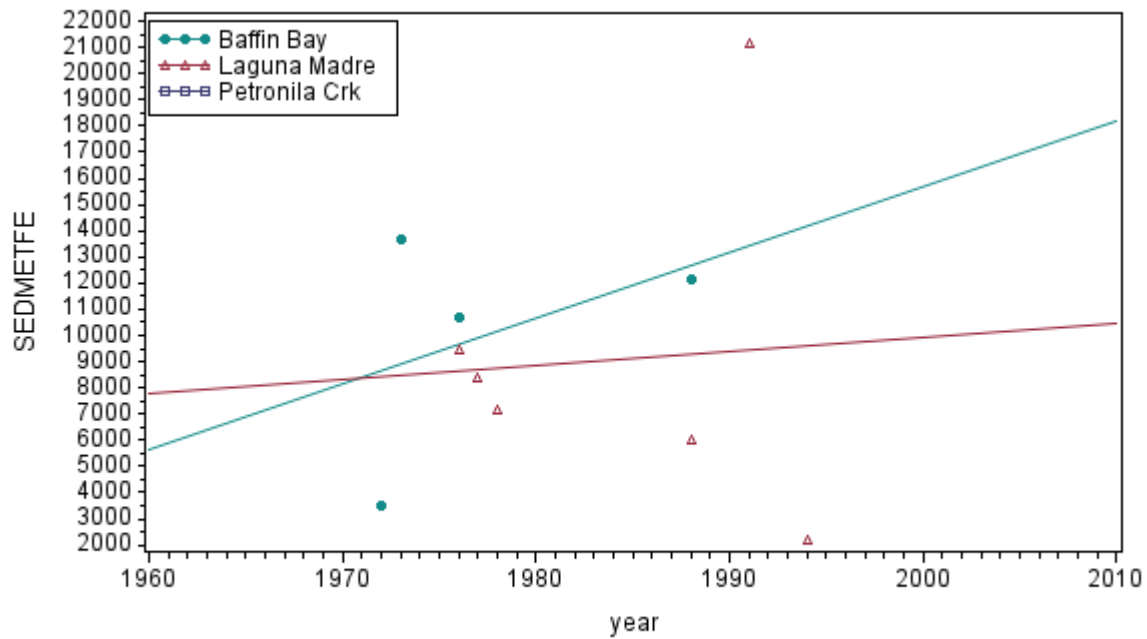
Regression Equation:
 SEDMETCO(AU Name: Baffin Bay) = -4903.552 + 2.488095*year
 SEDMETCO(AU Name: Laguna Madre) = 0 + 0*year
 SEDMETCO(AU Name: Petronila Crk) = 0 + 0*year



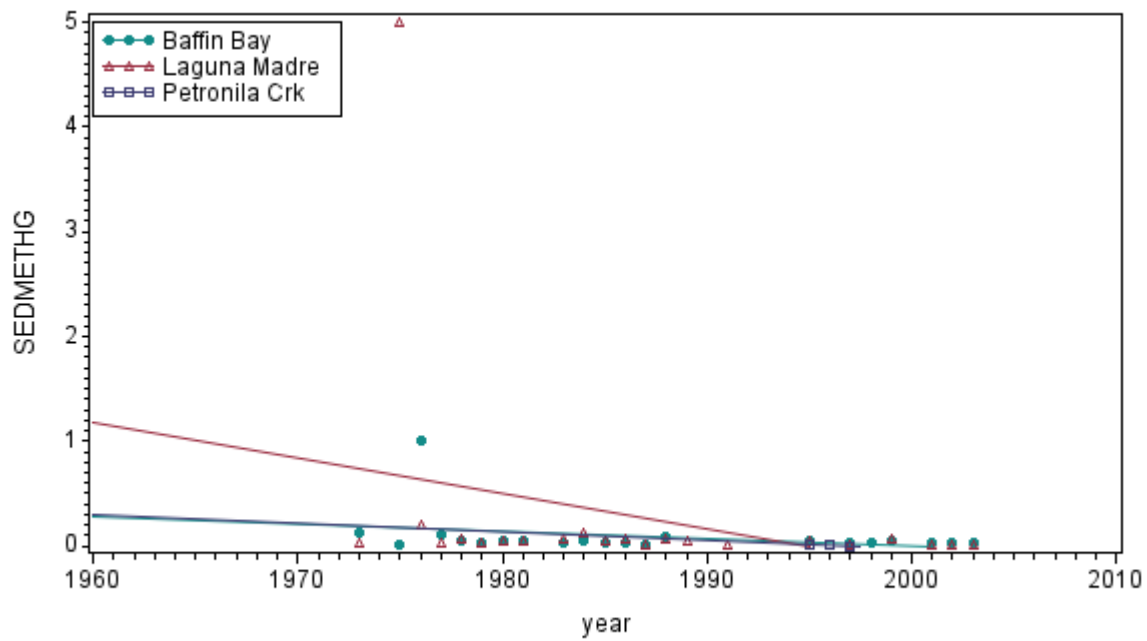
Regression Equation:
 SEDMETCR(AU-Name:Baffin Bay) = -872.0234 + 0.450883*year
 SEDMETCR(AU-Name:Laguna Madre) = -39.2498 - 0.011617*year
 SEDMETCR(AU-Name:Petronila Crk) = -8476.544 + 4.251667*year



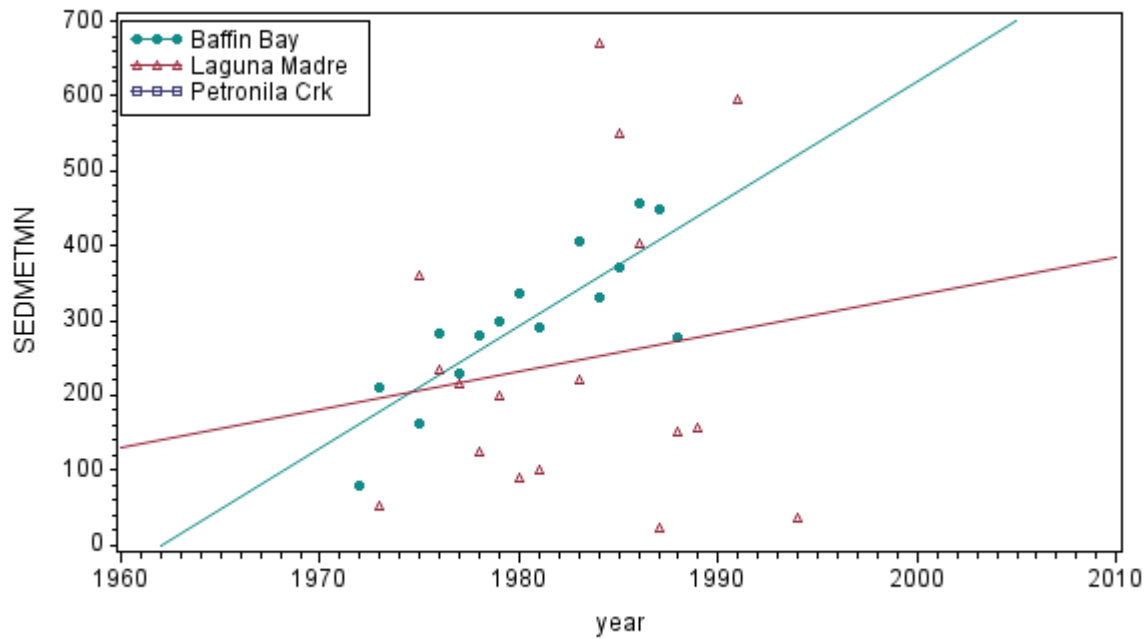
Regression Equation:
 SEDMETCU(AU-Name:Baffin Bay) = -1015.639 + 0.518688*year
 SEDMETCU(AU-Name:Laguna Madre) = -157.6615 - 0.073447*year
 SEDMETCU(AU-Name:Petronila Crk) = 0 + 0*year



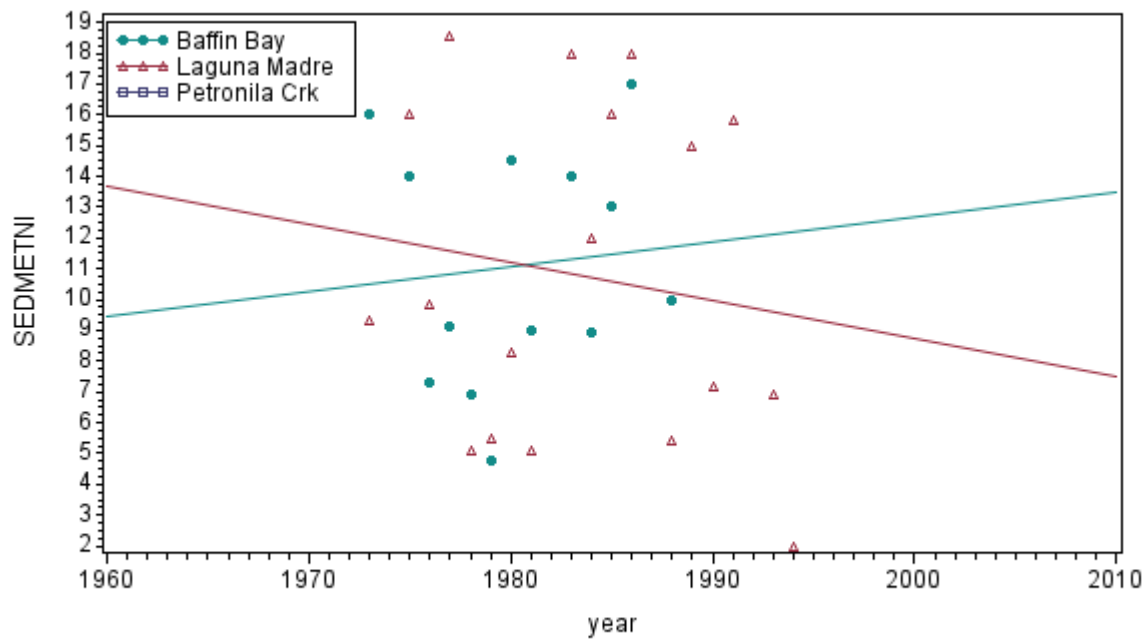
Regression Equation:
 SEDMETFE(AU Name:Baffin Bay) = -485054.6 + 250.3716*year
 SEDMETFE(AU Name:Laguna Madre) = -97181.16 + 53.5899*year
 SEDMETFE(AU Name:Petronila Crk) = 0 + 0*year



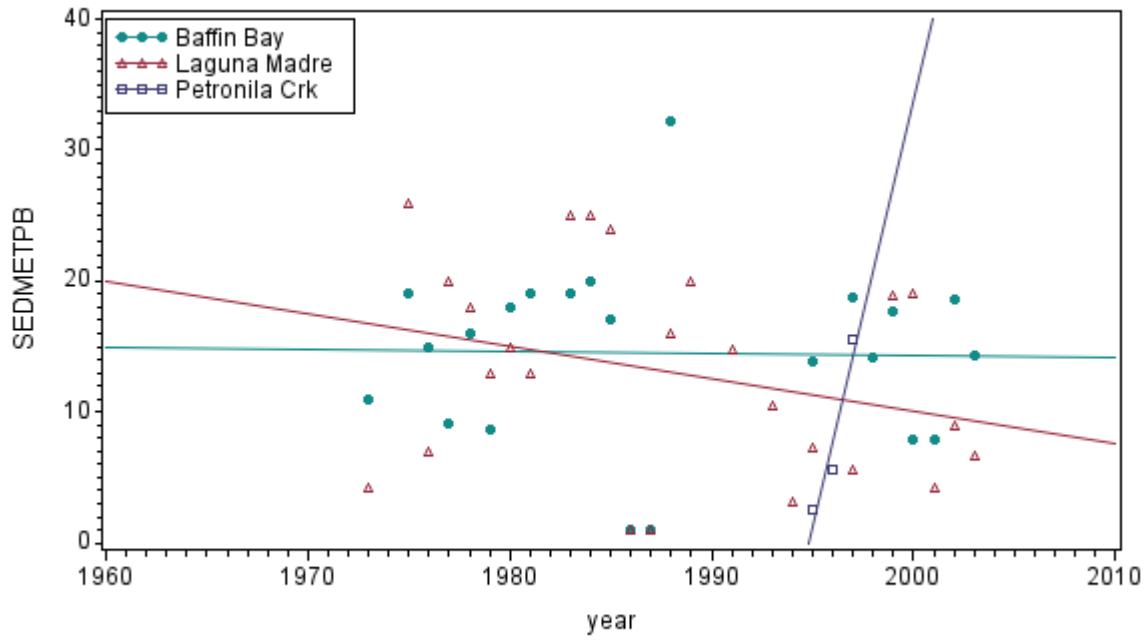
Regression Equation:
 SEDMETHG(AU Name:Baffin Bay) = 13.33448 - 0.006664*year
 SEDMETHG(AU Name:Laguna Madre) = 67.30241 - 0.033736*year
 SEDMETHG(AU Name:Petronila Crk) = 16.31244 - 0.008167*year



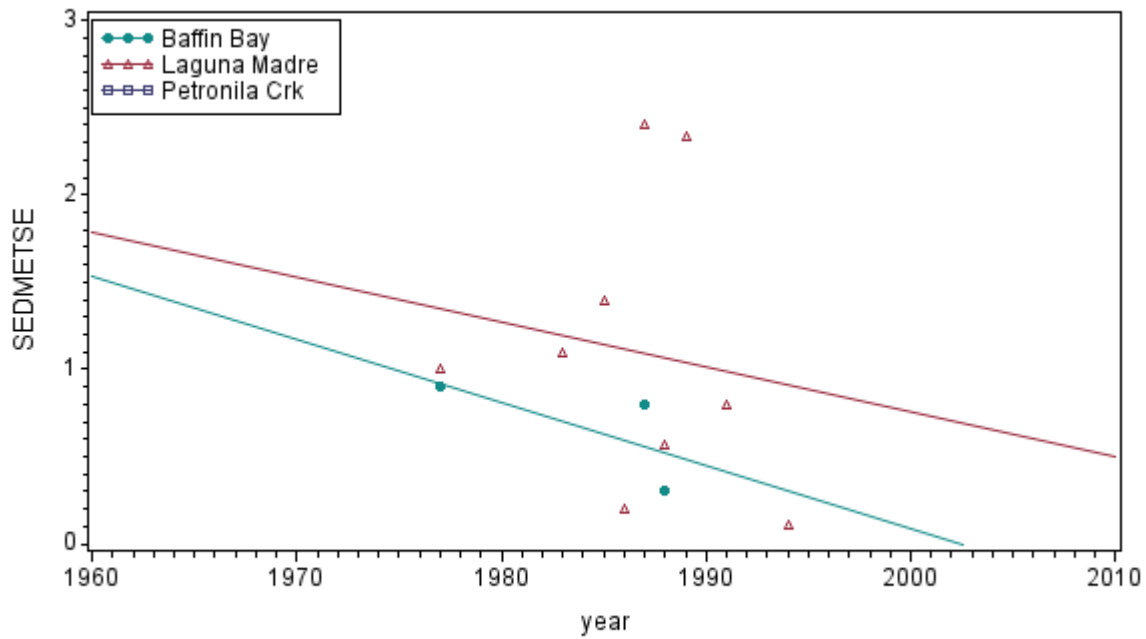
Regression Equations:
 SEDMETMN(AU Name: Baffin Bay) = -32002.15 + 16.3106*year
 SEDMETMN(AU Name: Laguna Madre) = -9767.822 + 5.050598*year
 SEDMETMN(AU Name: Petronila Crk) = 0 + 0*year



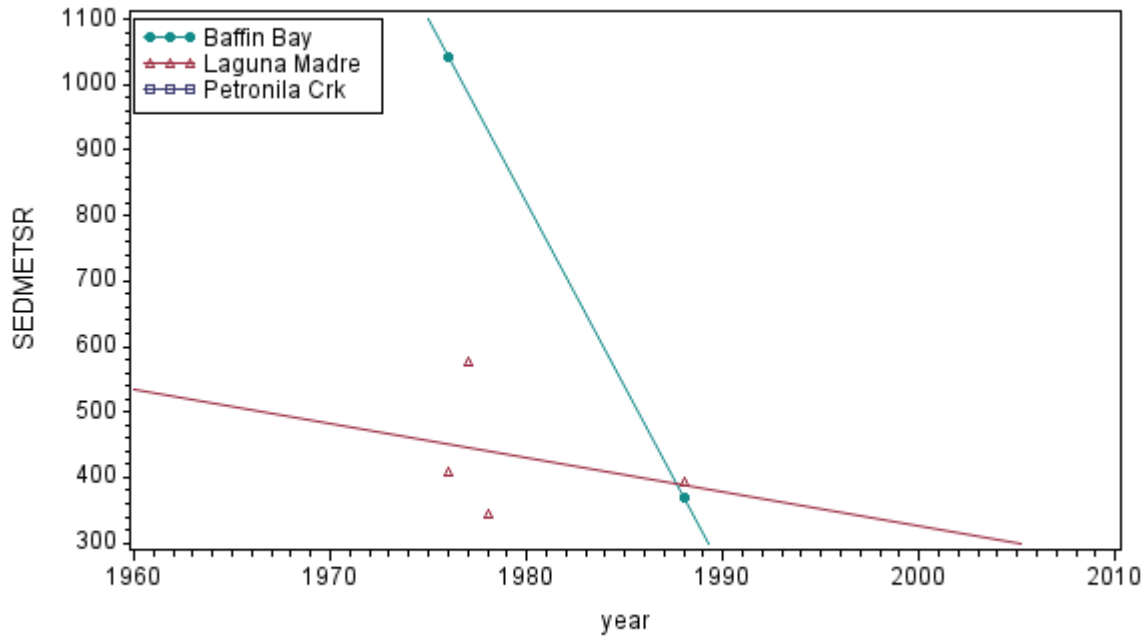
Regression Equations:
 SEDMETNI(AU Name: Baffin Bay) = -148.3115 + 0.000502*year
 SEDMETNI(AU Name: Laguna Madre) = 253.485 - 0.122364*year
 SEDMETNI(AU Name: Petronila Crk) = 0 + 0*year



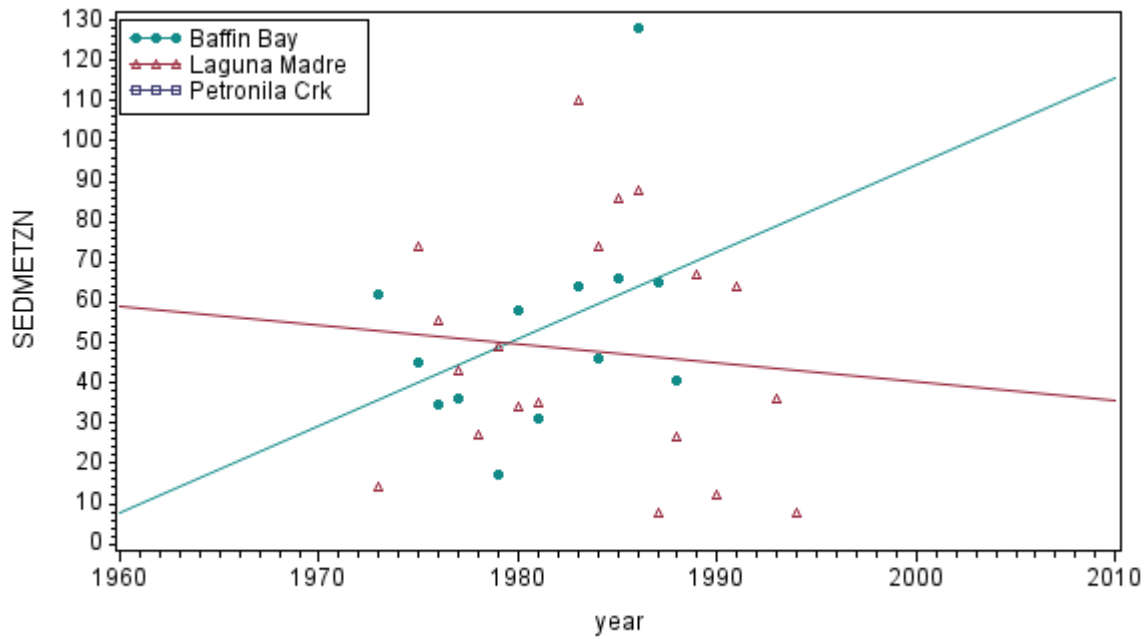
Regression Equation:
 SEDMETPB(AU Name: Baffin Bay) = 45.20083 - 0.015446*year
 SEDMETPB(AU Name: Laguna Madre) = 504.433 - 0.247174*year
 SEDMETPB(AU Name: Petronila Crk) = -12959.42 + 6.496667*year



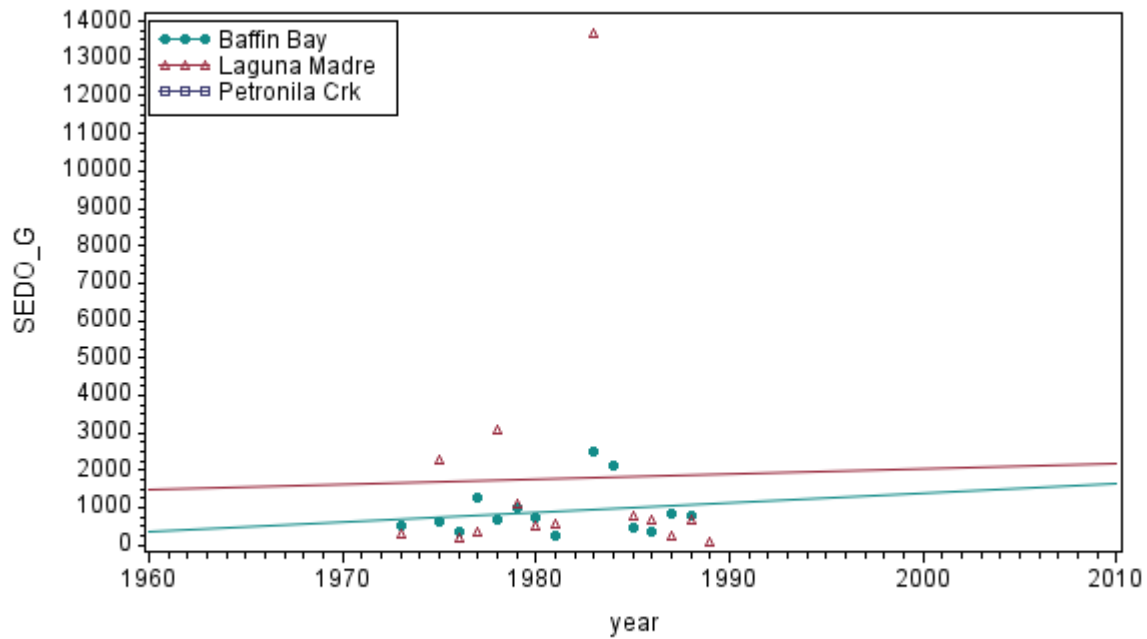
Regression Equation:
 SEDMETSE(AU Name: Baffin Bay) = 72.20058 - 0.036054*year
 SEDMETSE(AU Name: Laguna Madre) = 52.02666 - 0.025633*year
 SEDMETSE(AU Name: Petronila Crk) = 0 + 0*year



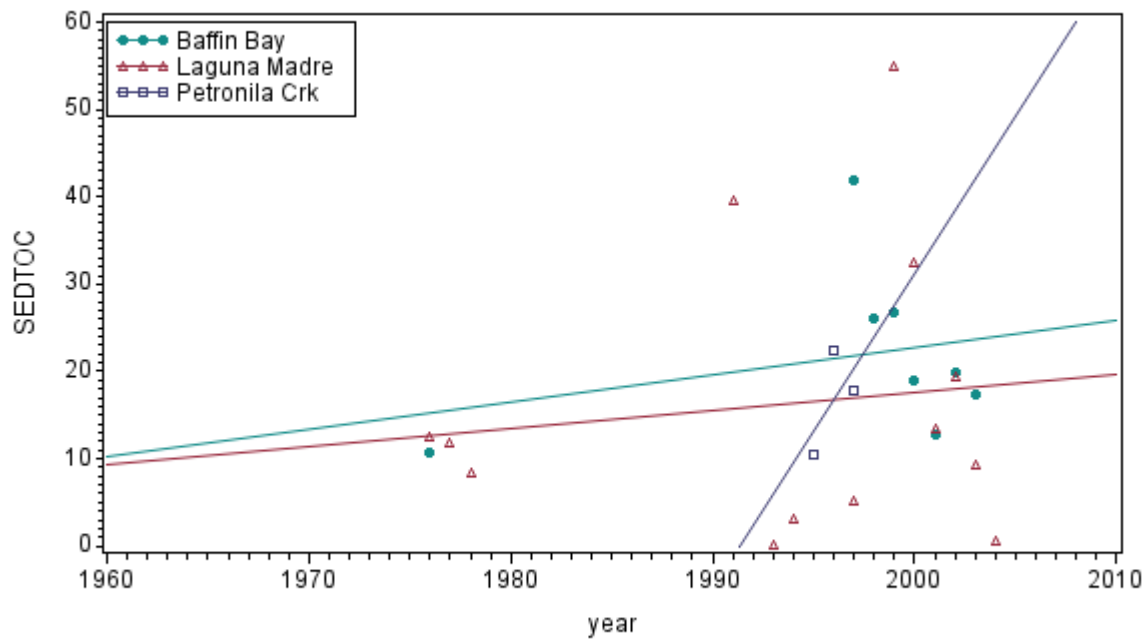
Regression Equation:
 SEDMETSr(AU Name:Baffin Bay) = 111846.7 - 56.075*year
 SEDMETSr(AU Name:Laguna Madre) = 10651.14 - 5.162107*year
 SEDMETSr(AU Name:Petronila Crk) = 0 + 0*year



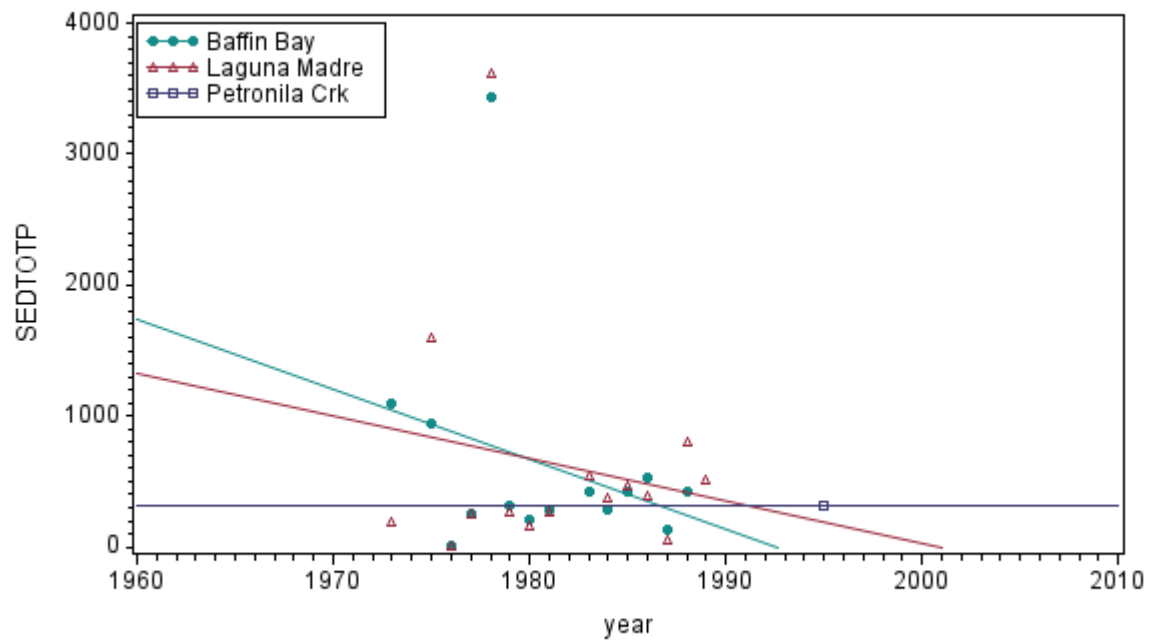
Regression Equation:
 SEDMETZn(AU Name:Baffin Bay) = -4221.744 + 2.157953*year
 SEDMETZn(AU Name:Laguna Madre) = 988.7937 - 0.474297*year
 SEDMETZn(AU Name:Petronila Crk) = 0 + 0*year



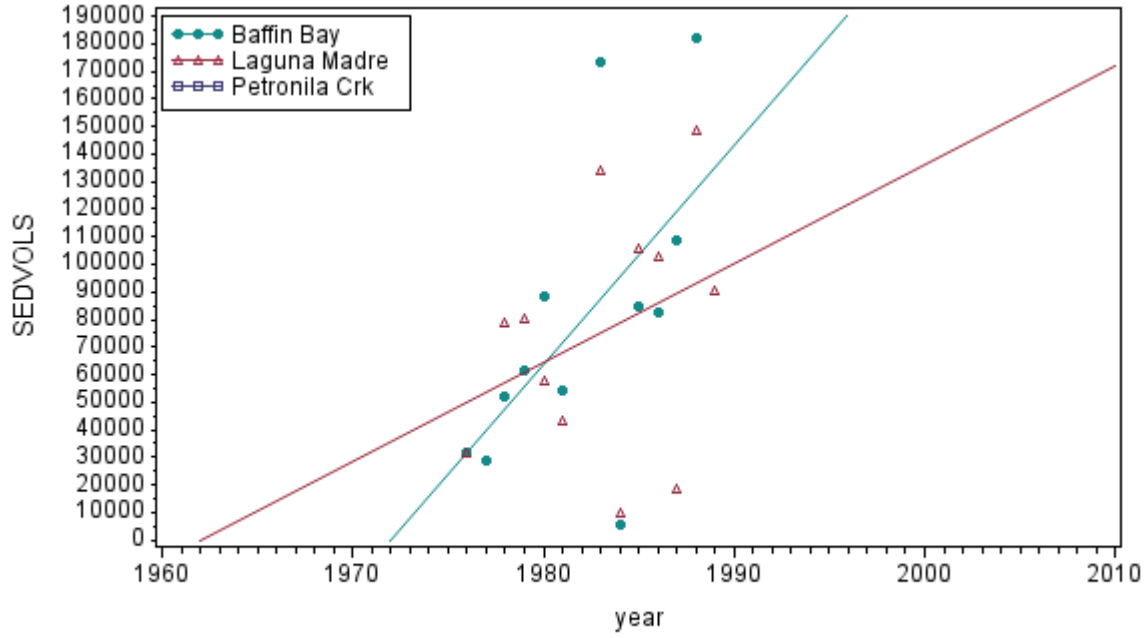
Regression Equations:
 SEDO_G (AU Name: Baffin Bay) = -51255.75 + 26.32235*year
 SEDO_G (AU Name: Laguna Madre) = -25435.77 + 13.72579*year
 SEDO_G (AU Name: Petronila Crk) = 0 + 0*year



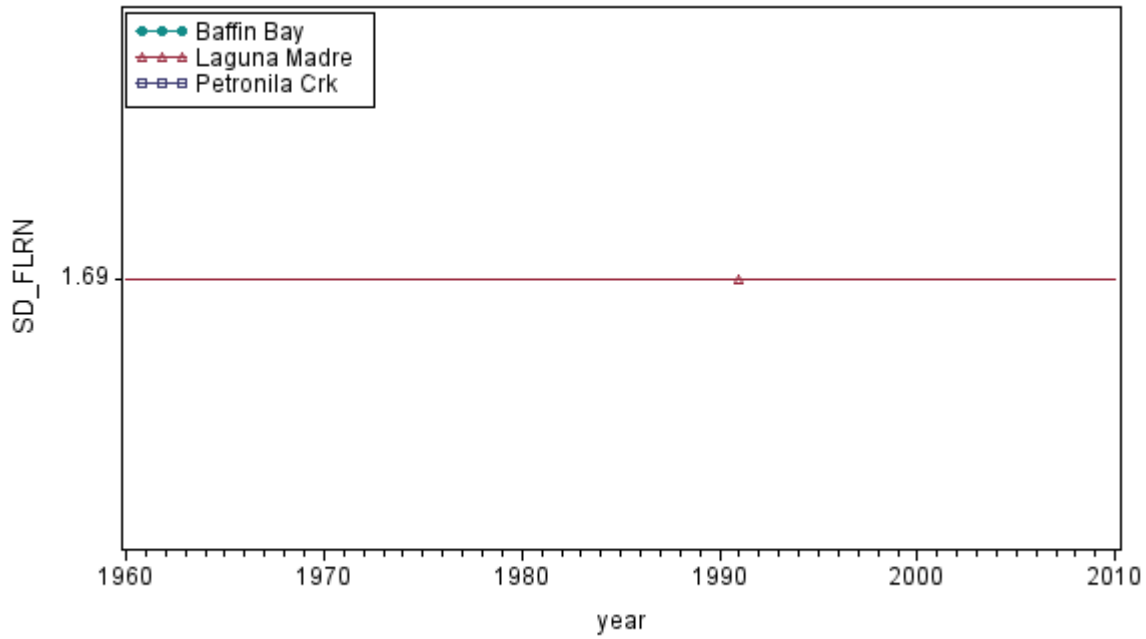
Regression Equations:
 SEDTOC (AU Name: Baffin Bay) = -608.2896 + 0.315524*year
 SEDTOC (AU Name: Laguna Madre) = -399.7906 + 0.208699*year
 SEDTOC (AU Name: Petronila Crk) = -7155.289 + 3.59325*year



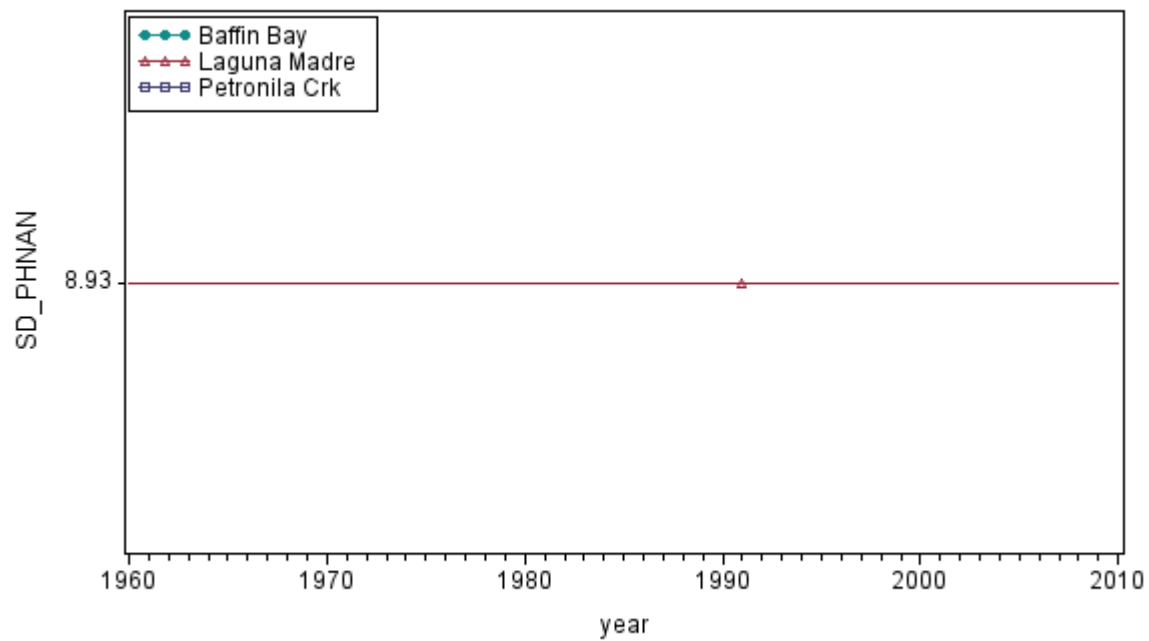
Regression Equation:
 SEDTOTP (AU Name: Baffin Bay) = 105596.7 - 52.99222*year
 SEDTOTP (AU Name: Laguna Madre) = 64915.47 - 32.44151*year
 SEDTOTP (AU Name: Petronila Crk) = 313 + 0*year



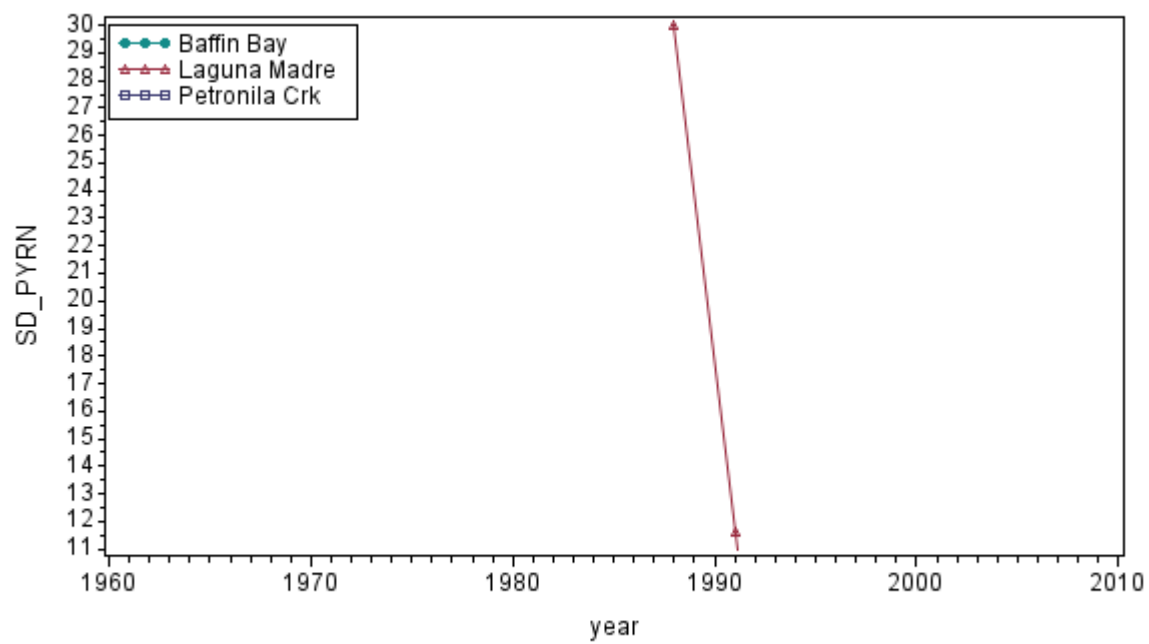
Regression Equation:
 SEDVOLS(AU_Name:Baffin Bay) = -15671050 + 7946813*year
 SEDVOLS(AU_Name:Laguna Madre) = -7037963 + 3587.113*year
 SEDVOLS(AU_Name:Petronila Crk) = 0 + 0*year



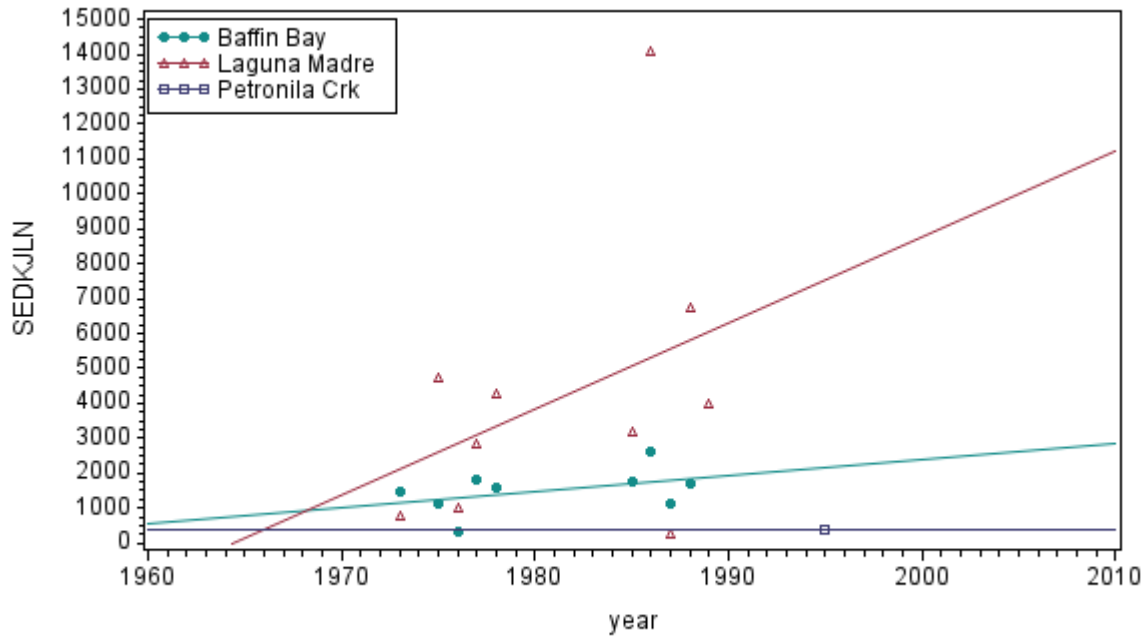
Regression Equation:
 SD_FLRN(AU_Name:Baffin Bay) = 0 + 0*year
 SD_FLRN(AU_Name:Laguna Madre) = 1.69 + 0*year
 SD_FLRN(AU_Name:Petronila Crk) = 0 + 0*year



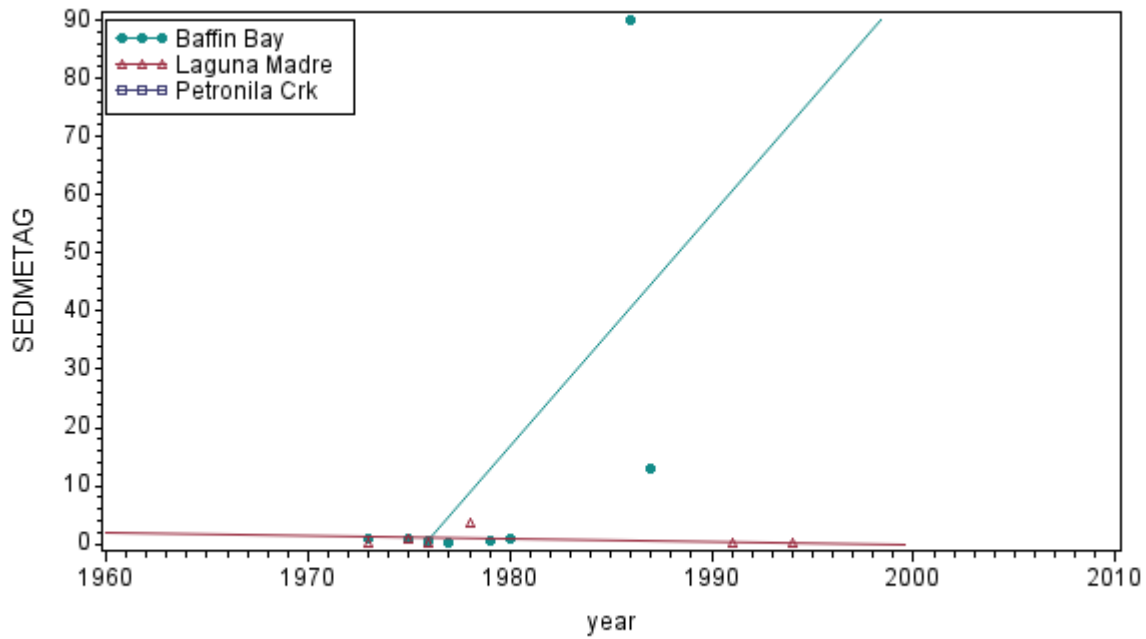
Regression Equation:
 $SD_PHINAN(AU_Name:Baffin\ Bay) = 0 + 0 \cdot year$
 $SD_PHINAN(AU_Name:Laguna\ Madre) = 8.93 + 0 \cdot year$
 $SD_PHINAN(AU_Name:Petronila\ Crk) = 0 + 0 \cdot year$



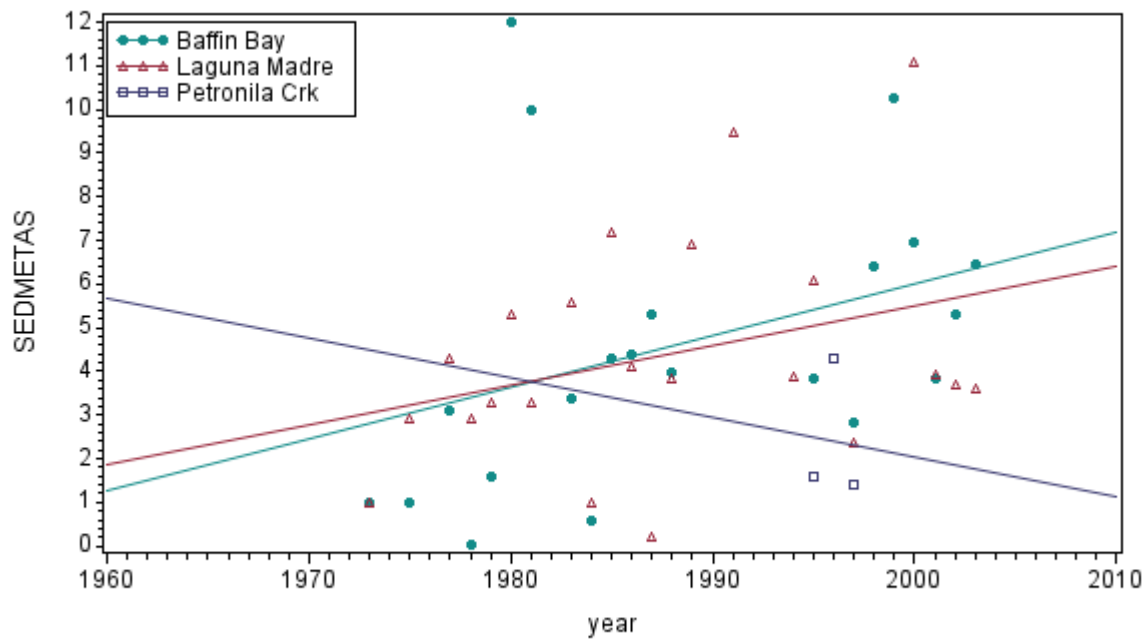
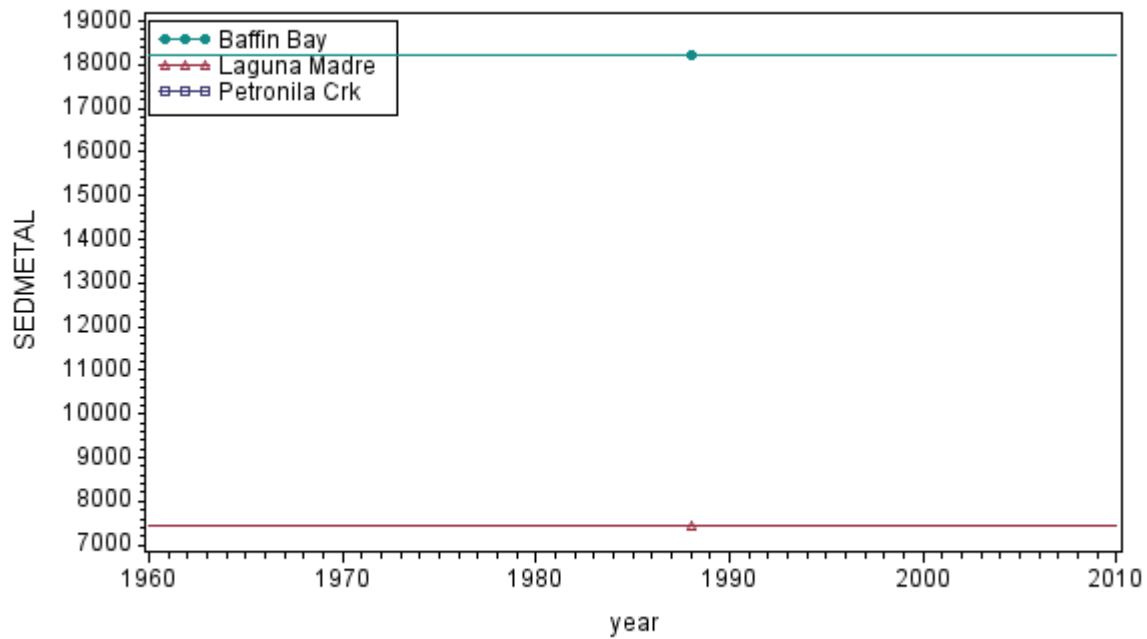
Regression Equation:
 $SD_PYRN(AU_Name:Baffin\ Bay) = 0 + 0 \cdot year$
 $SD_PYRN(AU_Name:Laguna\ Madre) = 12223.07 - 6.13333 \cdot year$
 $SD_PYRN(AU_Name:Petronila\ Crk) = 0 + 0 \cdot year$

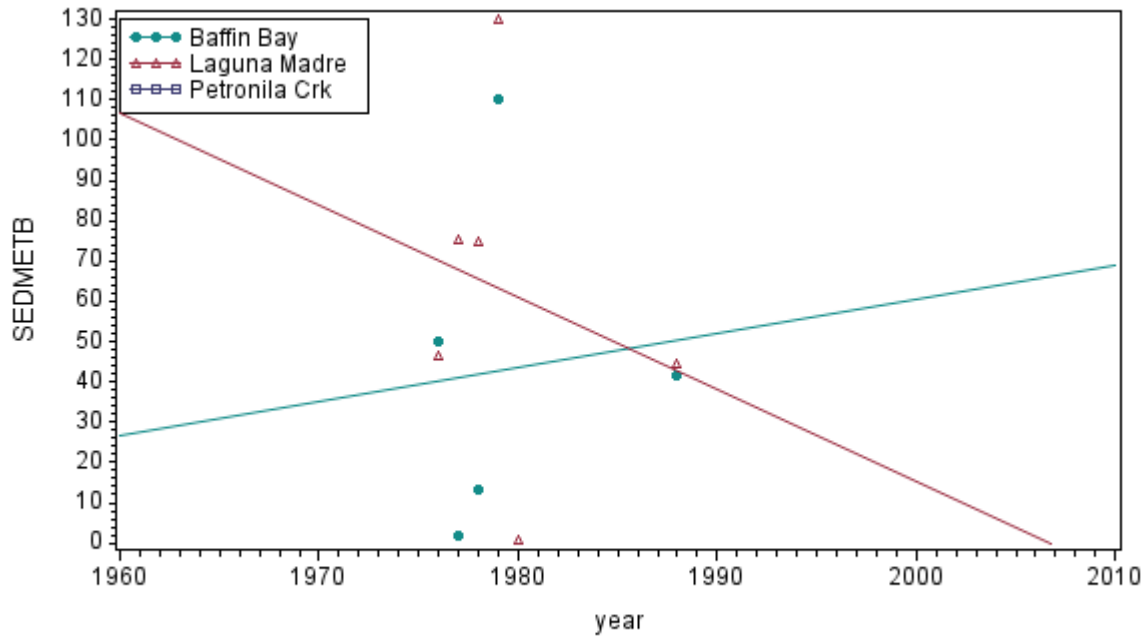


Regression Equation:
 SEDKJLN(AU Name: Baffin Bay) = -89353.51 + 45.87723*year
 SEDKJLN(AU Name: Laguna Madre) = -483750.1 + 246.2524*year
 SEDKJLN(AU Name: Petronila Crk) = 402.5895 + 0*year

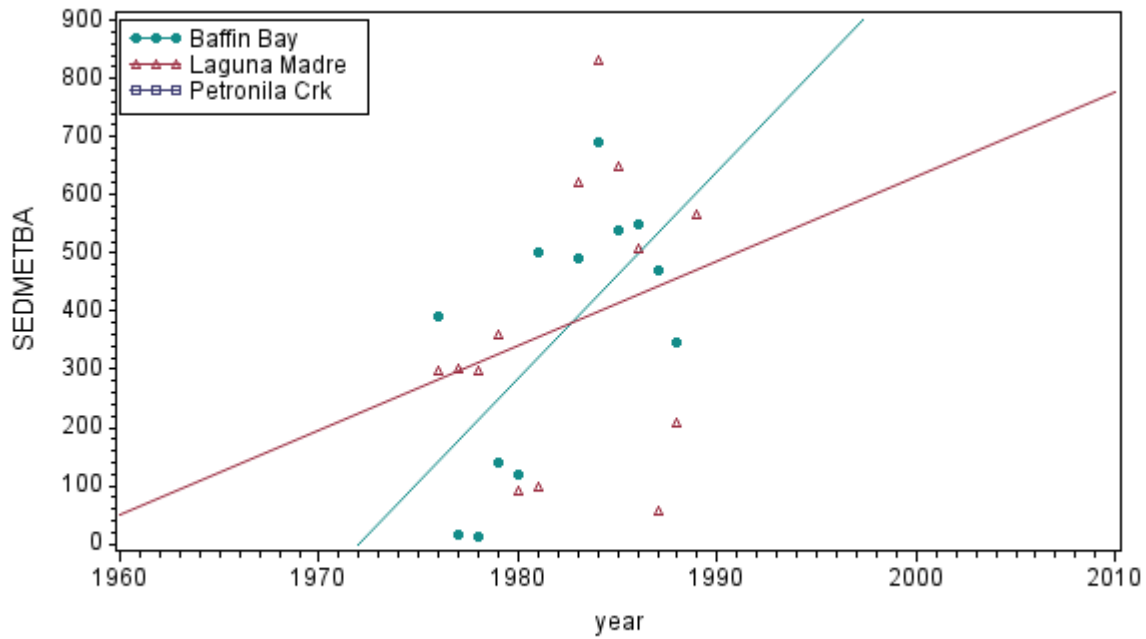


Regression Equation:
 SEDMETAG(AU Name: Baffin Bay) = -7845.088 + 3.970685*year
 SEDMETAG(AU Name: Laguna Madre) = 91.2835 - 0.045652*year
 SEDMETAG(AU Name: Petronila Crk) = 0 + 0*year

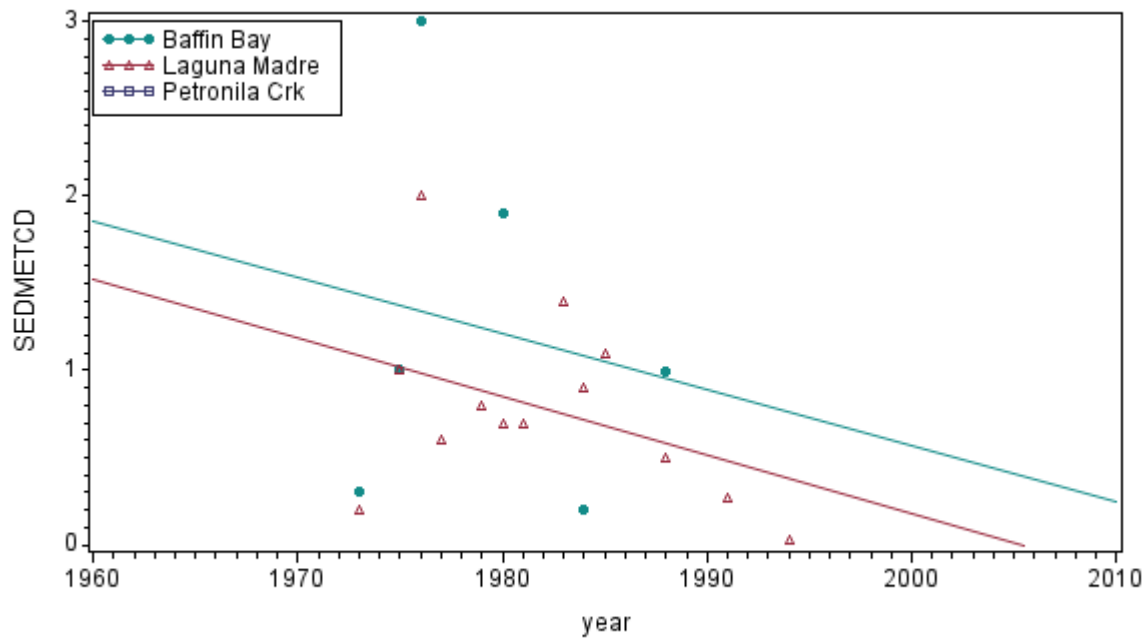




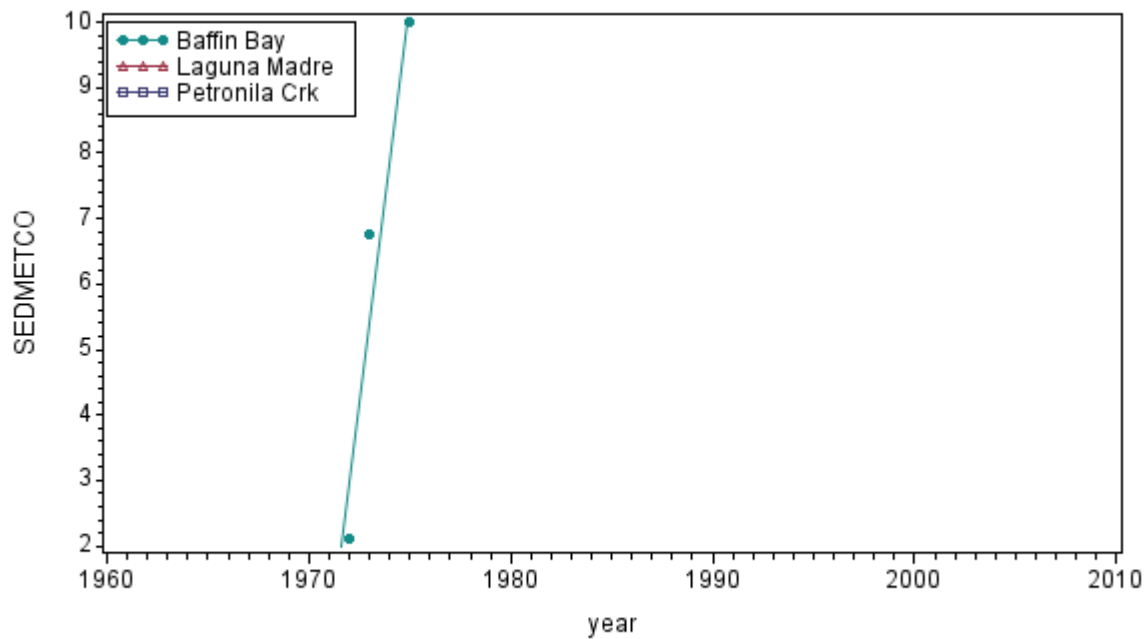
Regression Equation:
 SEDMETB(AU Name: Baffin Bay) = -1618.733 + 0.839583*year
 SEDMETB(AU Name: Laguna Madre) = 4586.666 - 2.28538*year
 SEDMETB(AU Name: Petronila Crk) = 0 + 0*year



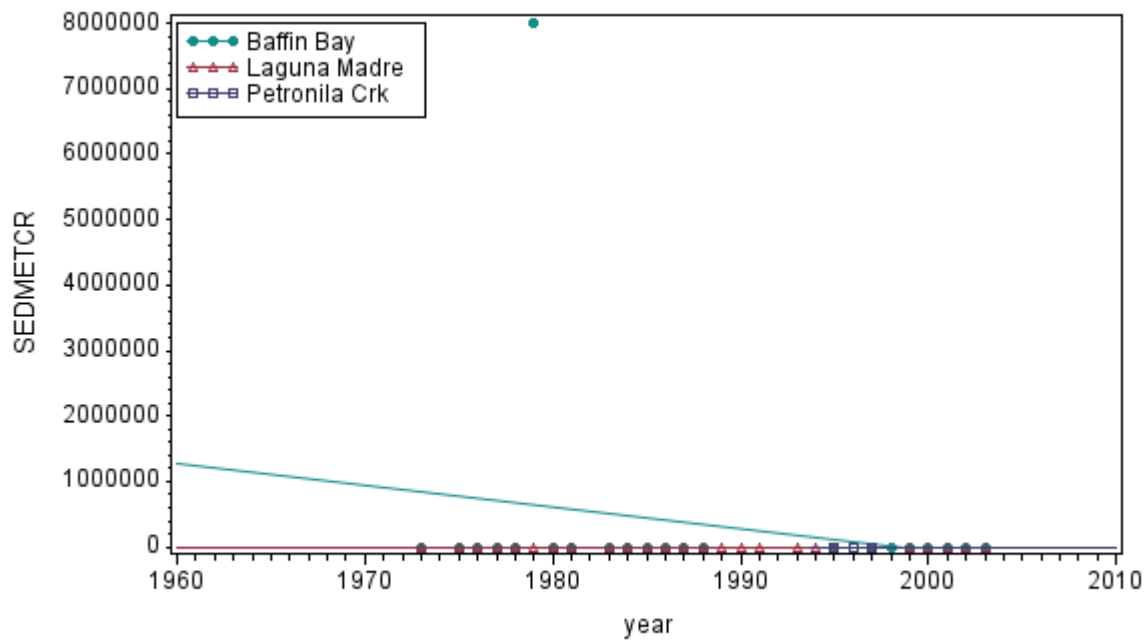
Regression Equation:
 SEDMETBA(AU Name: Baffin Bay) = -70094.07 + 35.5446*year
 SEDMETBA(AU Name: Laguna Madre) = -28426.22 + 14.52805*year
 SEDMETBA(AU Name: Petronila Crk) = 0 + 0*year



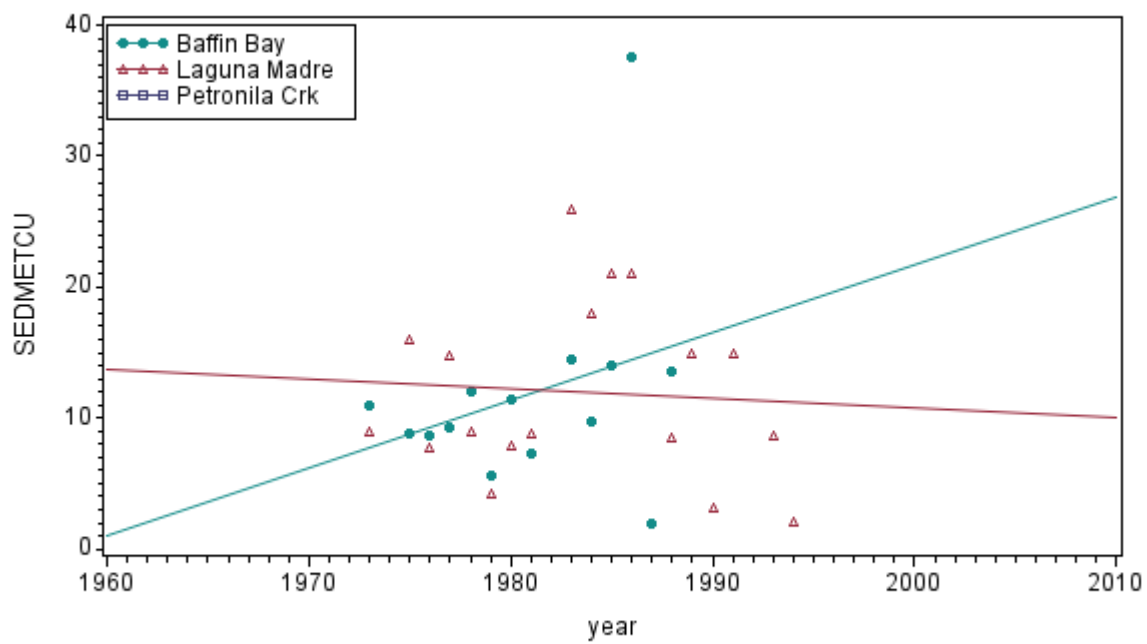
Regression Equation:
 SEDMETCD(AU Name: Baffin Bay) = 64.85041 - 0.032141*year
 SEDMETCD(AU Name: Laguna Madre) = 66.90984 - 0.033363*year
 SEDMETCD(AU Name: Petronila Crk) = 0 + 0*year



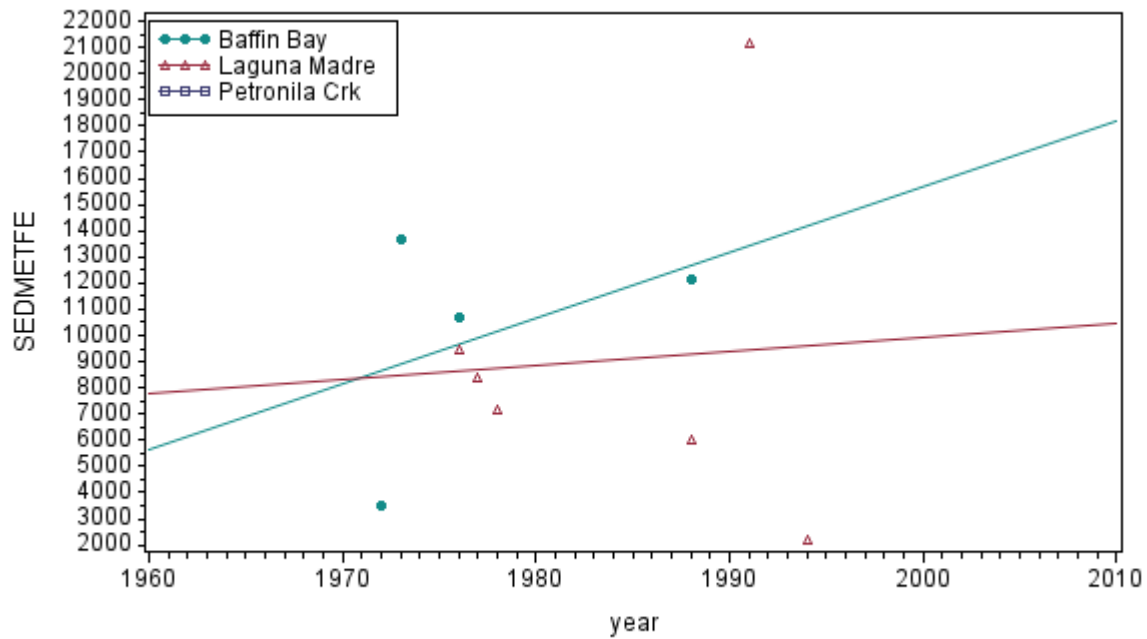
Regression Equation:
 SEDMETCO(AU Name: Baffin Bay) = -4903.552 + 2.488095*year
 SEDMETCO(AU Name: Laguna Madre) = 0 + 0*year
 SEDMETCO(AU Name: Petronila Crk) = 0 + 0*year



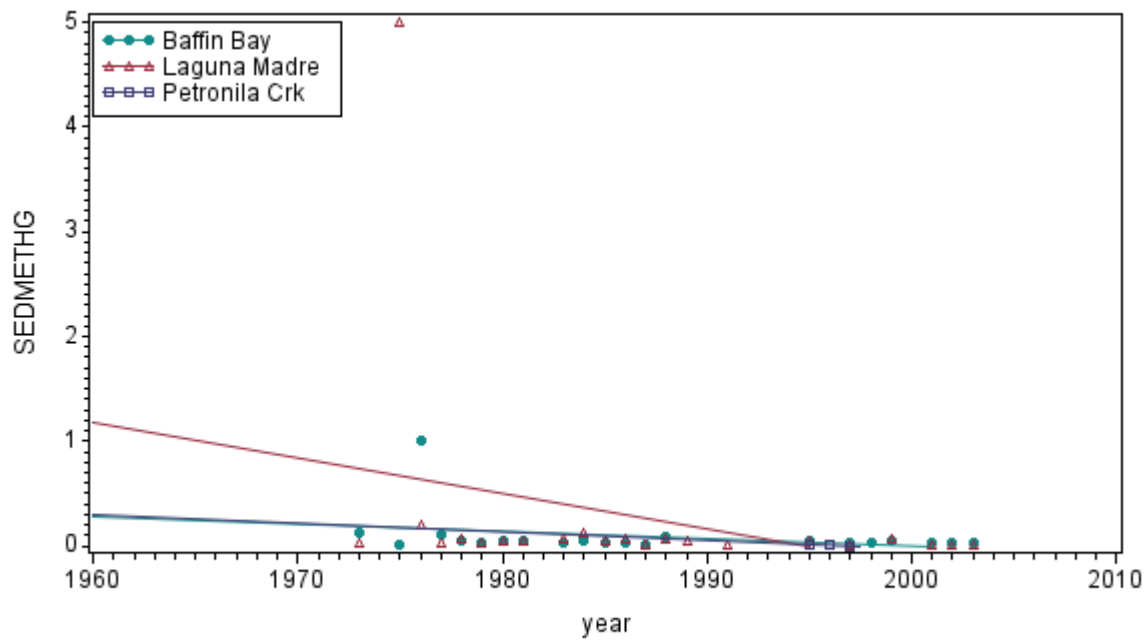
Regression Equation:
 SEDMETCR(AU Name: Baffin Bay) = 65743593 - 32894.05*year
 SEDMETCR(AU Name: Laguna Madre) = 392498 - 0.011617*year
 SEDMETCR(AU Name: Petronila Crk) = -8476.544 + 4.251667*year



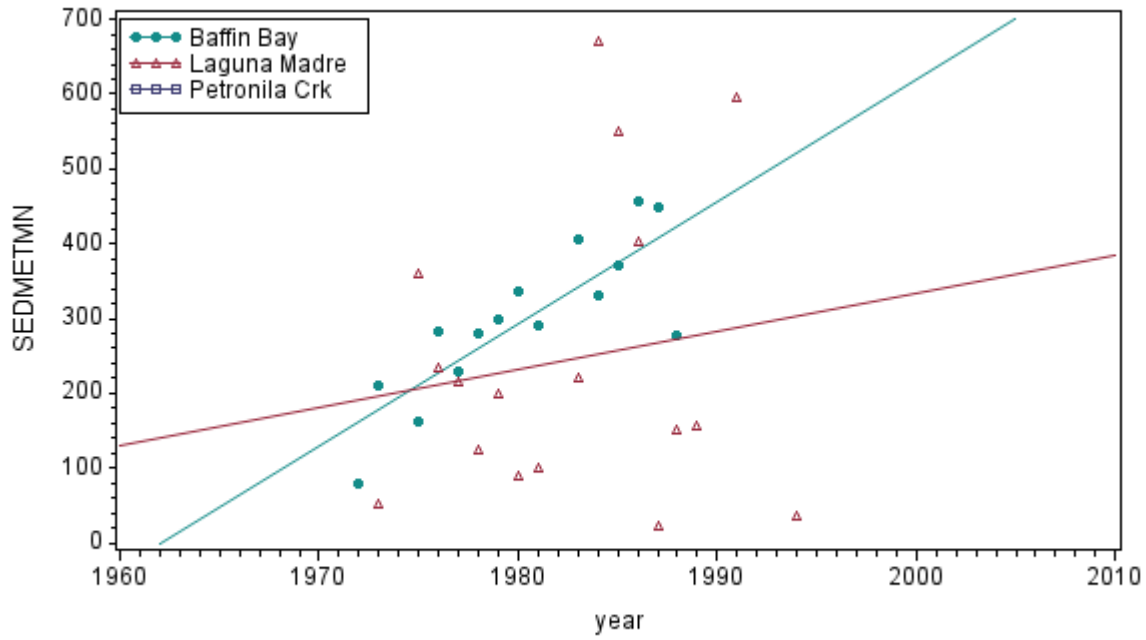
Regression Equation:
 SEDMETCU(AU Name: Baffin Bay) = -1015.639 + 0.518688*year
 SEDMETCU(AU Name: Laguna Madre) = 157.6615 - 0.073447*year
 SEDMETCU(AU Name: Petronila Crk) = 0 + 0*year



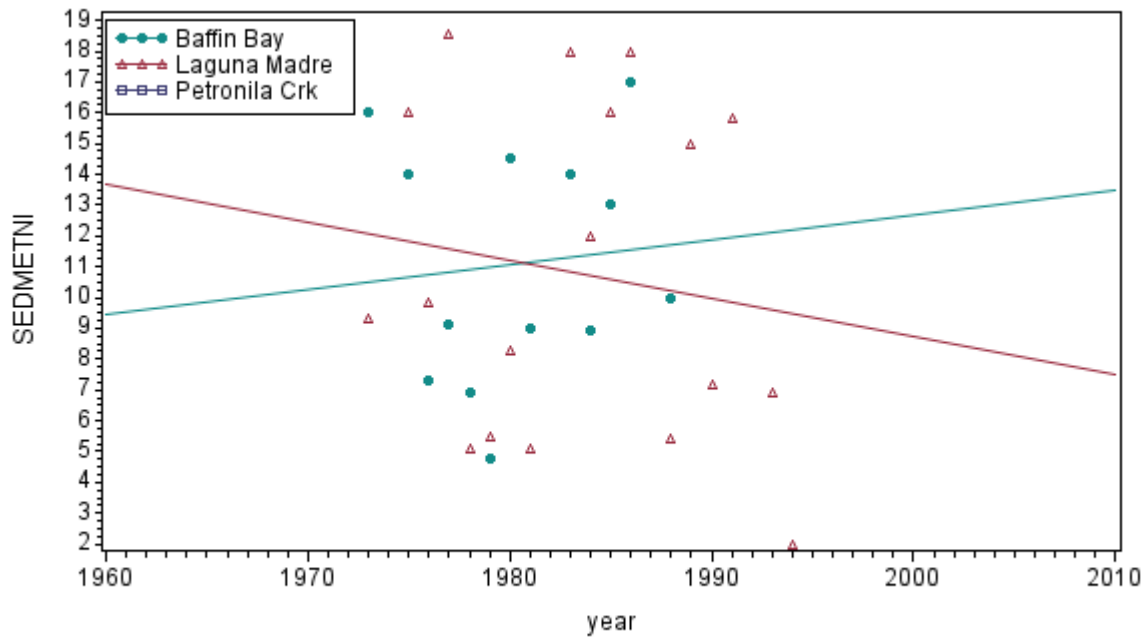
Regression Equation:
 SEDMETFE(AU Name:Baffin Bay) = -485054.6 + 250.3716*year
 SEDMETFE(AU Name:Laguna Madre) = -97181.16 + 53.5899*year
 SEDMETFE(AU Name:Petronila Crk) = 0 + 0*year



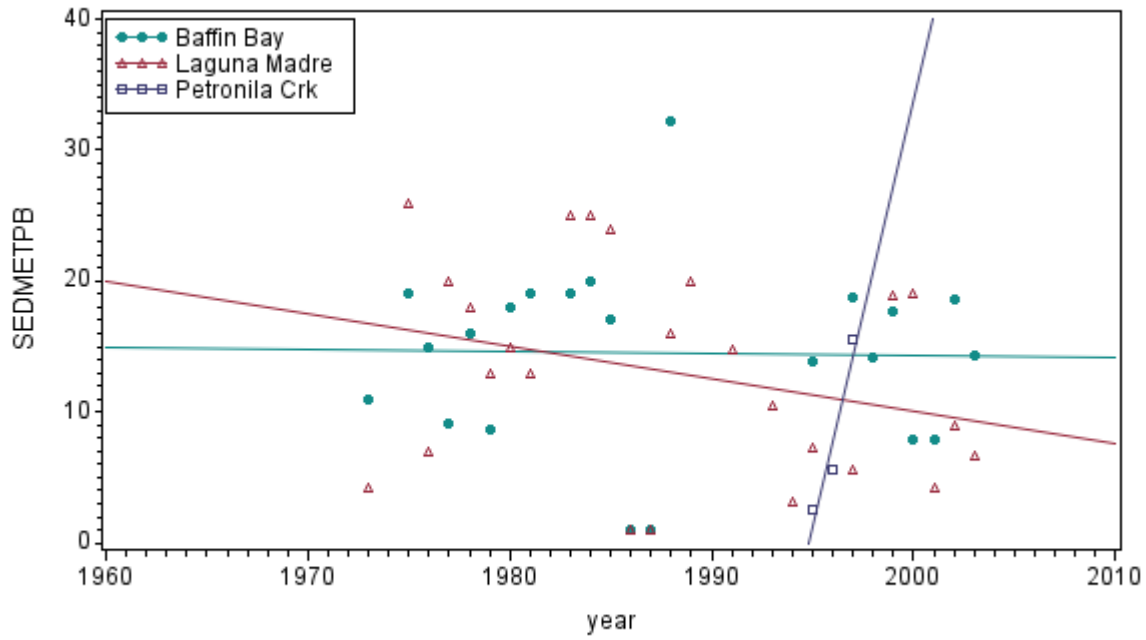
Regression Equation:
 SEDMETHG(AU Name:Baffin Bay) = 13.33448 - 0.006664*year
 SEDMETHG(AU Name:Laguna Madre) = 67.30241 - 0.033736*year
 SEDMETHG(AU Name:Petronila Crk) = 16.31244 - 0.008167*year



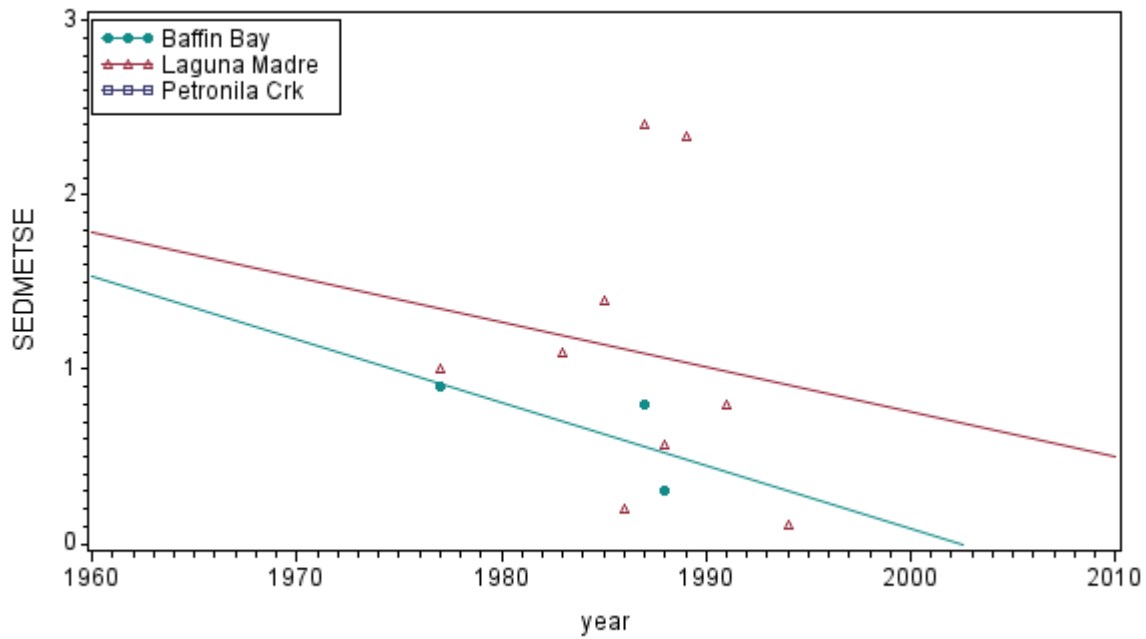
Regression Equation:
 SEDMETMN(AU Name: Baffin Bay) = -32002.15 + 16.3106*year
 SEDMETMN(AU Name: Laguna Madre) = -9767.822 + 5.050598*year
 SEDMETMN(AU Name: Petronila Crk) = 0 + 0*year



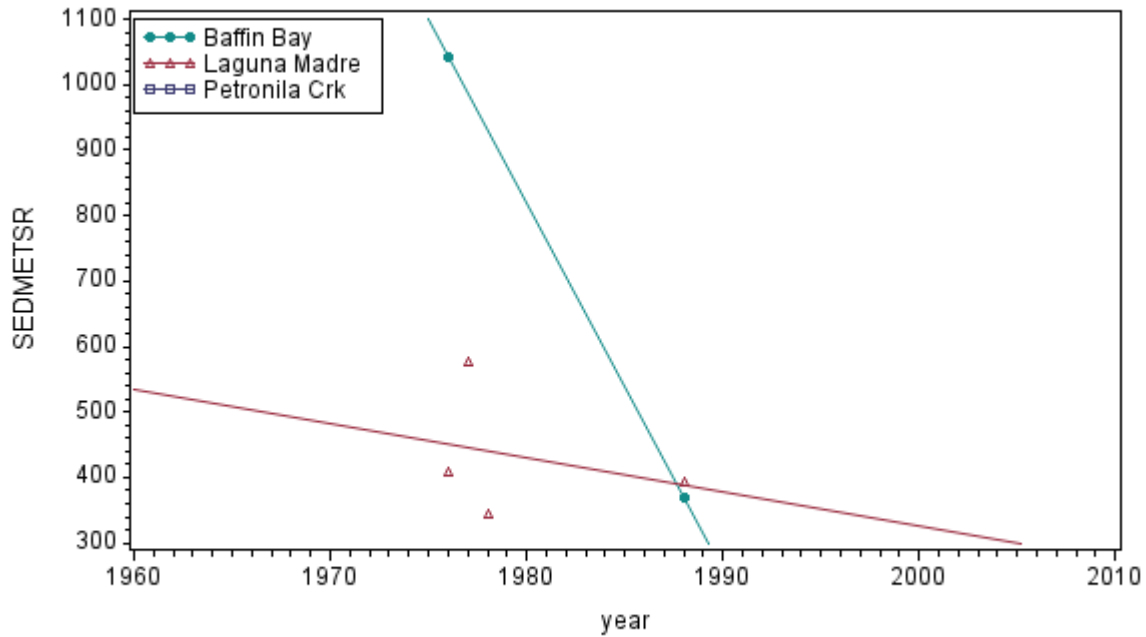
Regression Equation:
 SEDMETNI(AU Name: Baffin Bay) = -148.3115 + 0.000502*year
 SEDMETNI(AU Name: Laguna Madre) = 253.485 - 0.122364*year
 SEDMETNI(AU Name: Petronila Crk) = 0 + 0*year



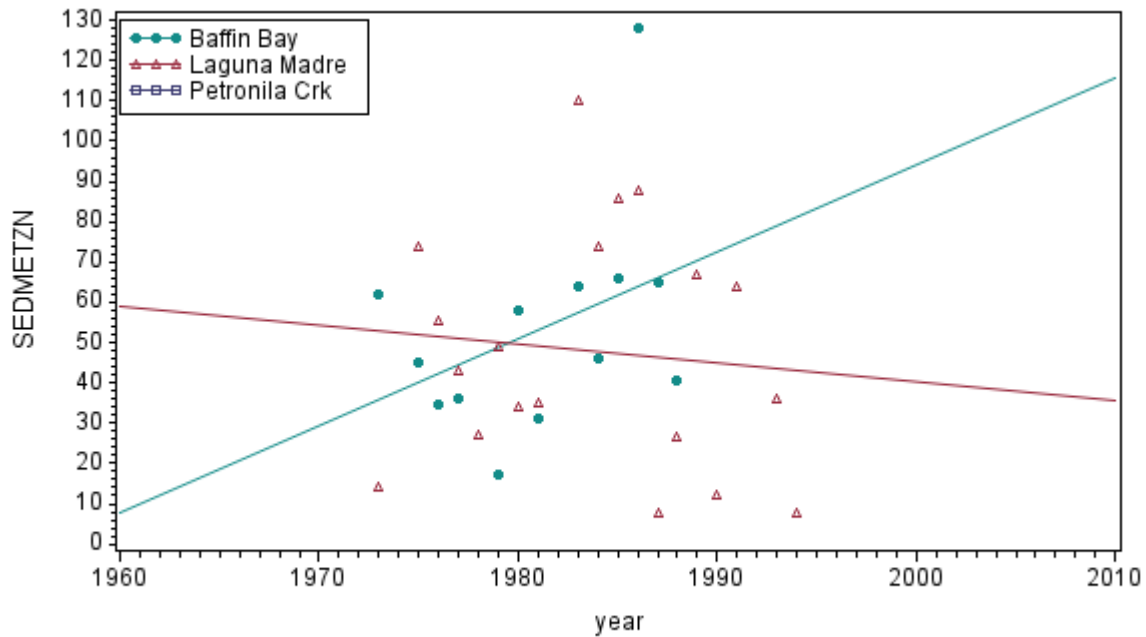
Regression Equation:
 SEDMETPB(AU Name: Baffin Bay) = 45.20083 - 0.015446*year
 SEDMETPB(AU Name: Laguna Madre) = 504.433 - 0.247174*year
 SEDMETPB(AU Name: Petronila Crk) = -12959.42 + 6.496667*year



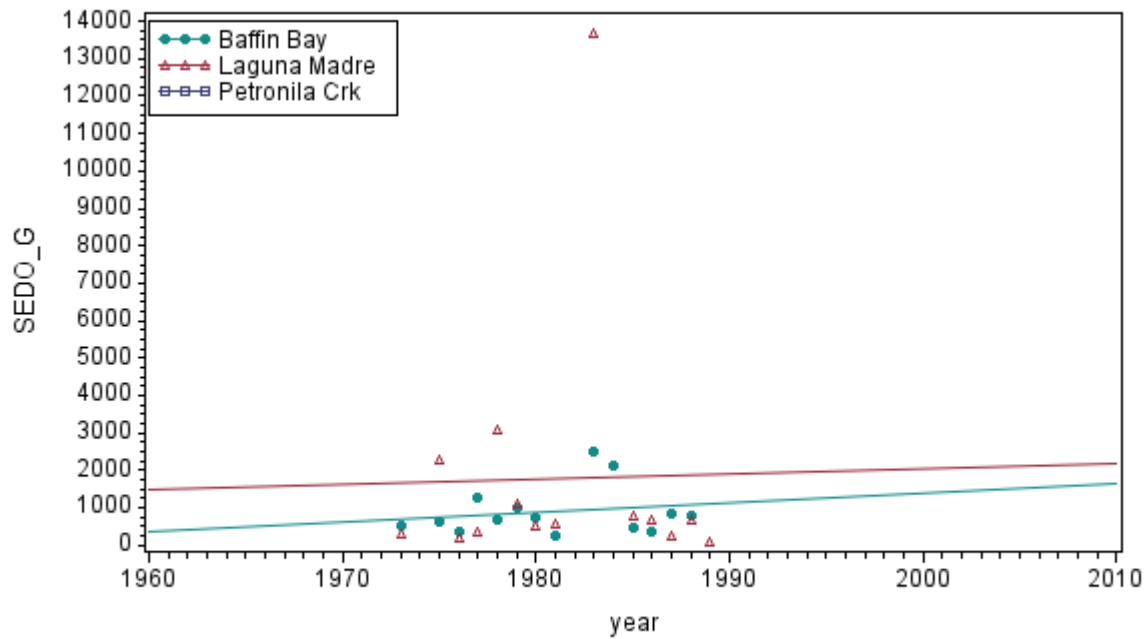
Regression Equation:
 SEDMETSE(AU Name: Baffin Bay) = 72.20058 - 0.036054*year
 SEDMETSE(AU Name: Laguna Madre) = 52.02666 - 0.025633*year
 SEDMETSE(AU Name: Petronila Crk) = 0 + 0*year



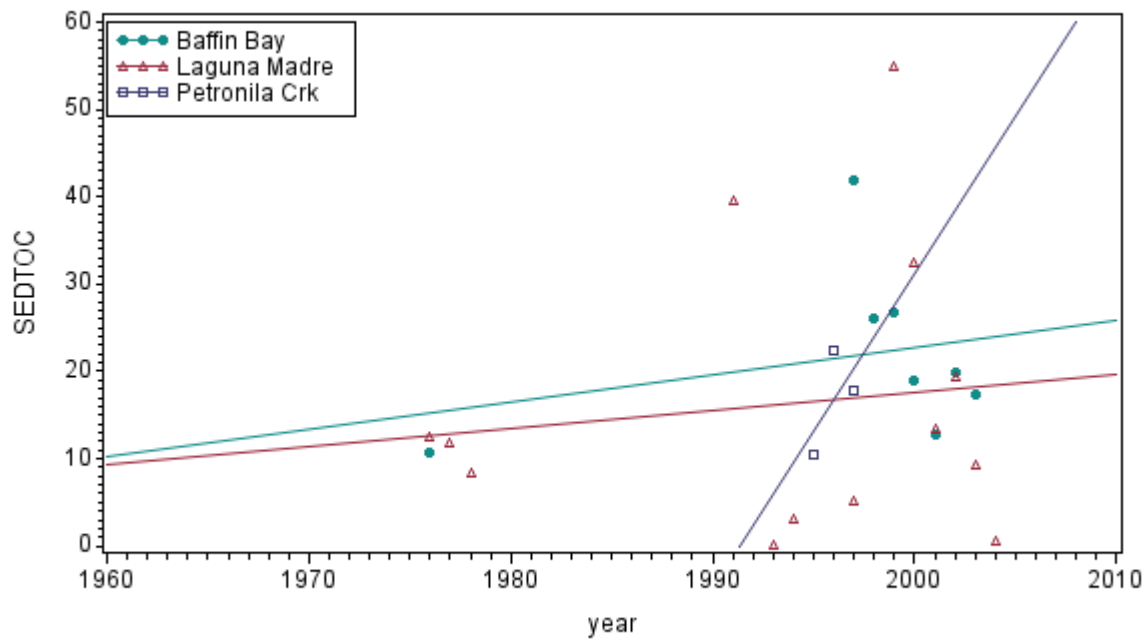
Regression Equation:
 SEDMETSr(AU Name:Baffin Bay) = 111846.7 - 56.075*year
 SEDMETSr(AU Name:Laguna Madre) = 10651.14 - 5.162107*year
 SEDMETSr(AU Name:Petronila Crk) = 0 + 0*year



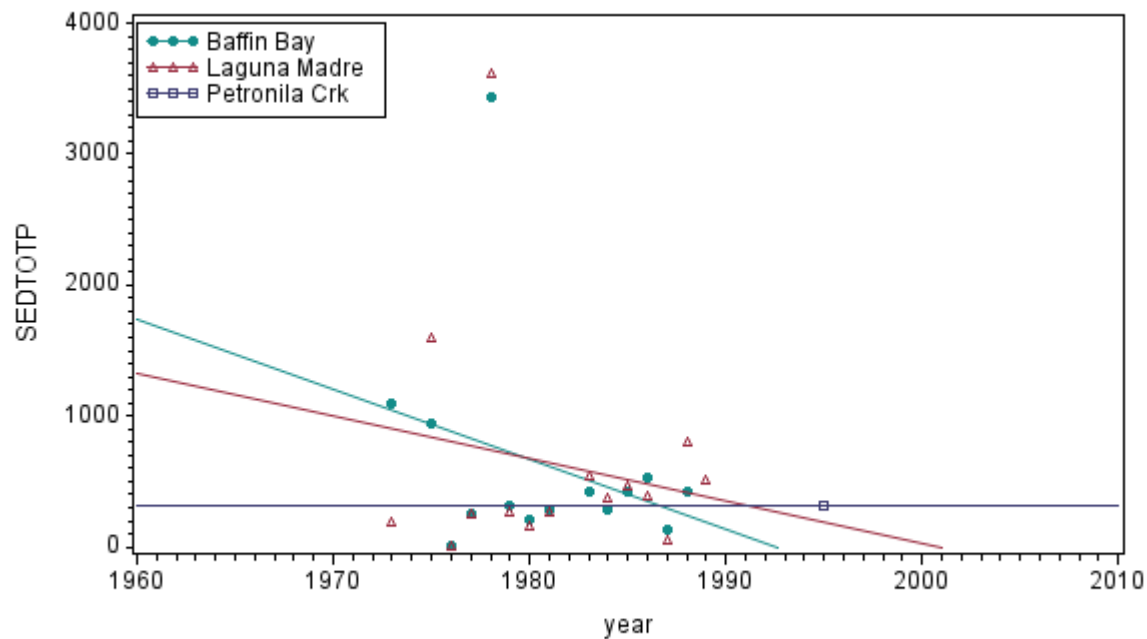
Regression Equation:
 SEDMETZn(AU Name:Baffin Bay) = -4221.744 + 2.157953*year
 SEDMETZn(AU Name:Laguna Madre) = 988.7937 - 0.474297*year
 SEDMETZn(AU Name:Petronila Crk) = 0 + 0*year



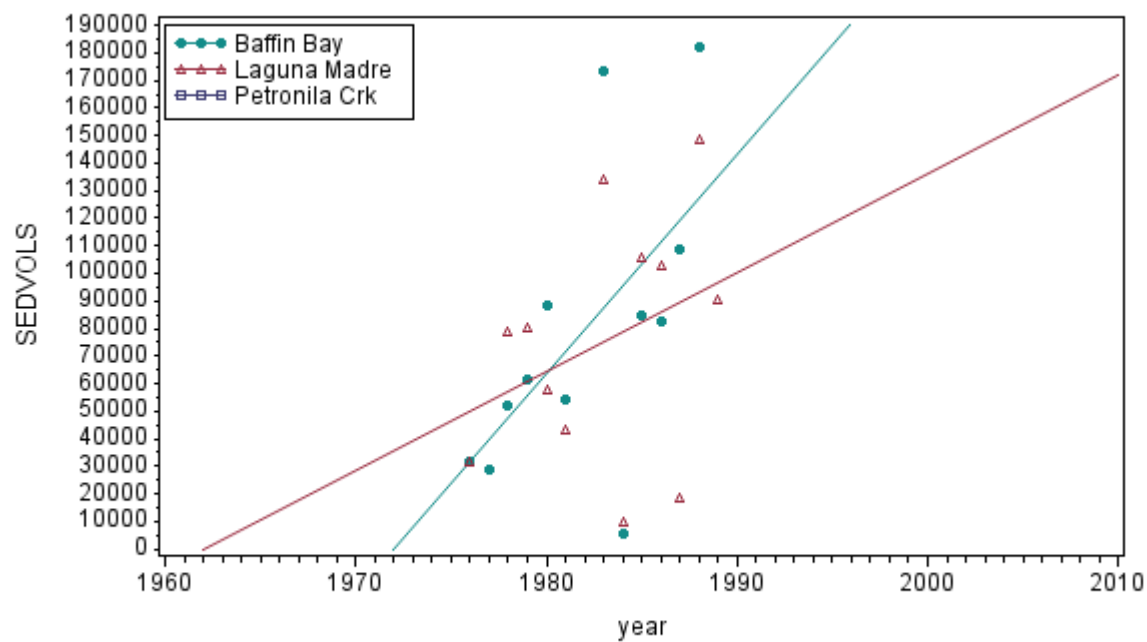
Regression Equations:
 SEDO_G (AU Name: Baffin Bay) = $-51255.75 + 26.32235 \cdot \text{year}$
 SEDO_G (AU Name: Laguna Madre) = $-25435.77 + 13.72579 \cdot \text{year}$
 SEDO_G (AU Name: Petronila Crk) = $0 + 0 \cdot \text{year}$



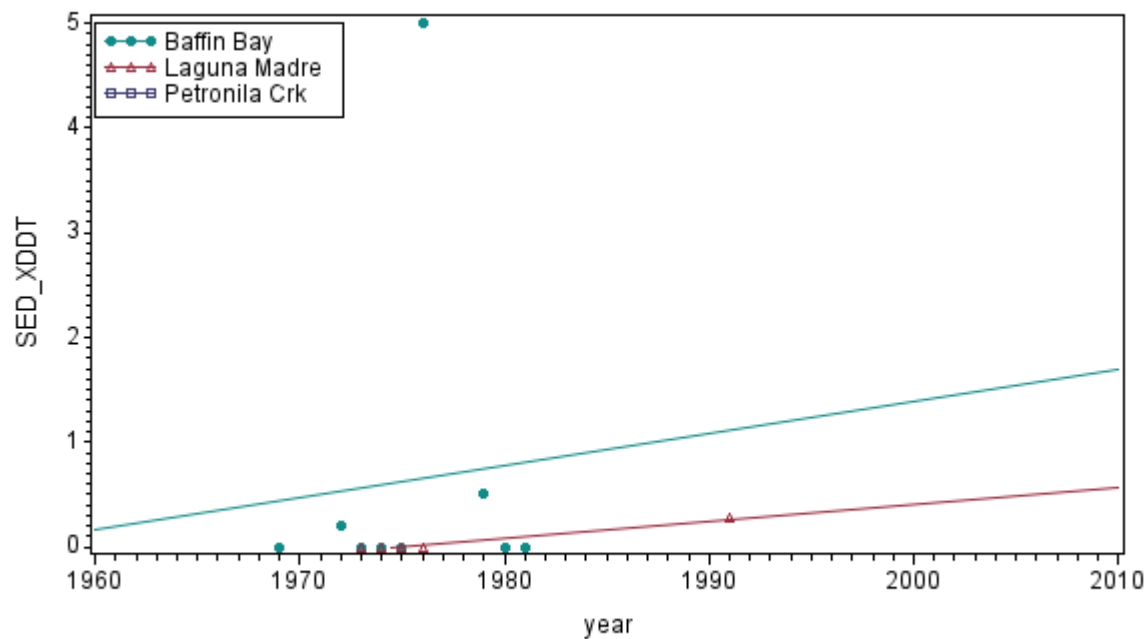
Regression Equations:
 SEDTOC (AU Name: Baffin Bay) = $-608.2896 + 0.315524 \cdot \text{year}$
 SEDTOC (AU Name: Laguna Madre) = $-399.7906 + 0.208699 \cdot \text{year}$
 SEDTOC (AU Name: Petronila Crk) = $-7155.289 + 3.59325 \cdot \text{year}$



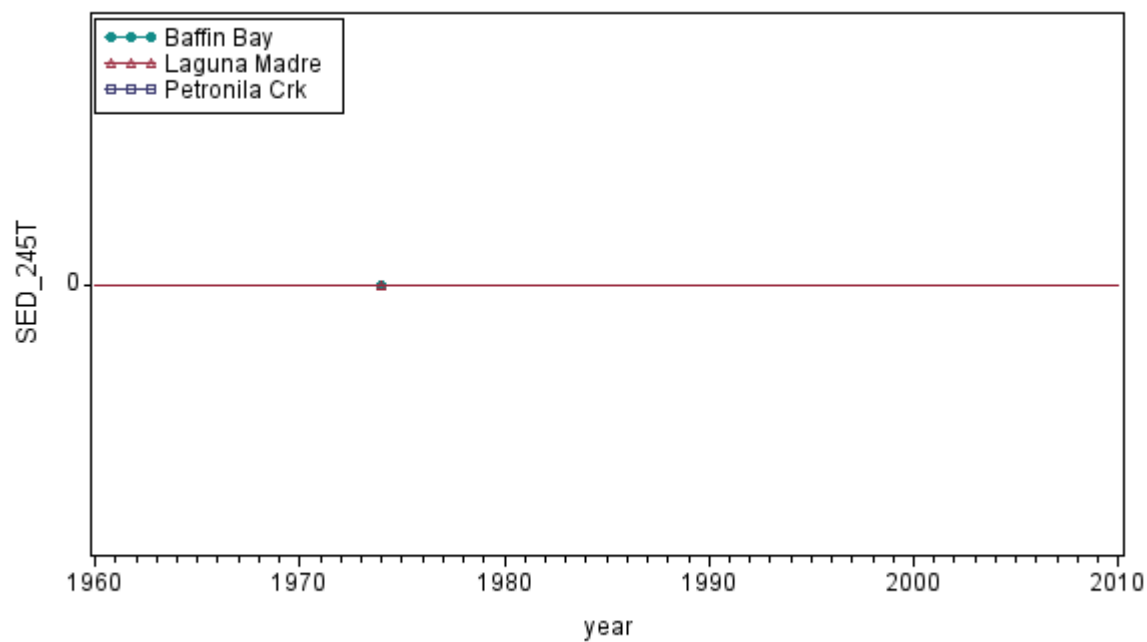
Regression Equation:
 SEDTOTP(AU-Name:Baffin Bay) = 105996.7 - 52.99222*year
 SEDTOTP(AU-Name:Laguna Madre) = 64915.47 - 32.44151*year
 SEDTOTP(AU-Name:Petronila Crk) = 313 + 0*year



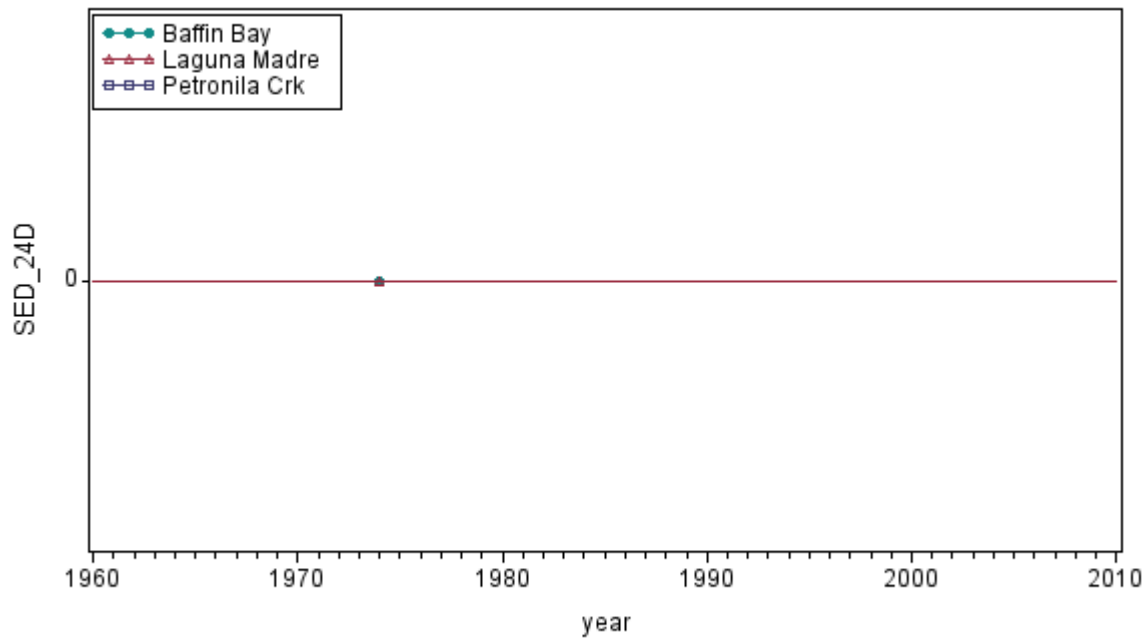
Regression Equation:
 SEDVOLS(AU-Name:Baffin Bay) = -15671050 + 7946.813*year
 SEDVOLS(AU-Name:Laguna Madre) = -7037963 + 3587.113*year
 SEDVOLS(AU-Name:Petronila Crk) = 0 + 0*year



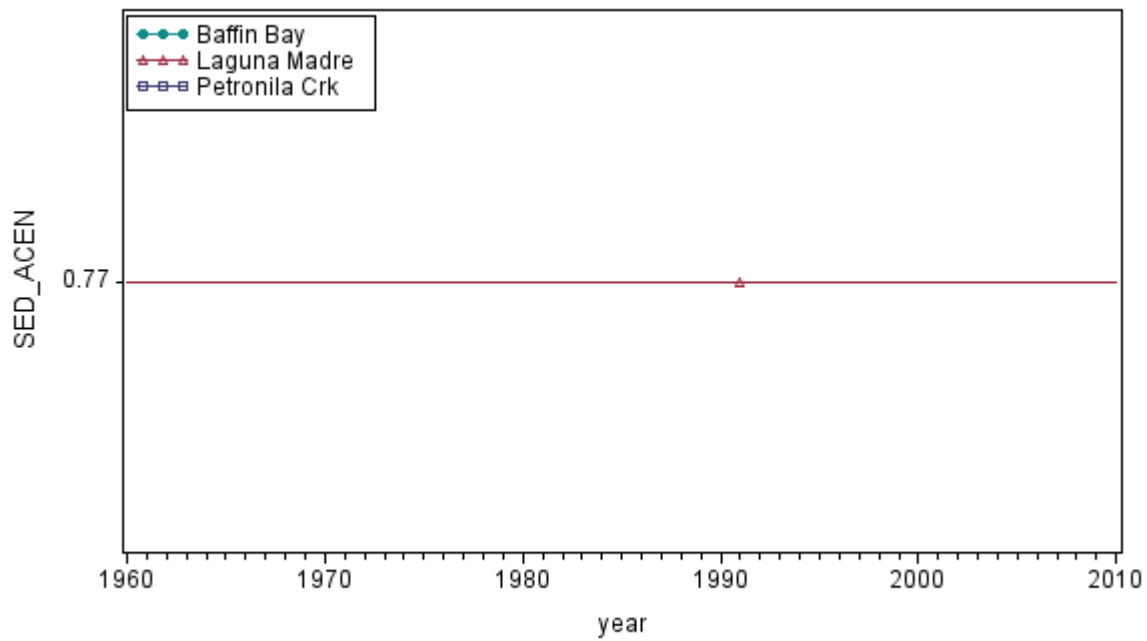
Regression Equation:
 SED_XDDT(AU_Name:Baffin Bay) = -59.88204 + 0.030634*year
 SED_XDDT(AU_Name:Laguna Madre) = -31.5837 + 0.015996*year
 SED_XDDT(AU_Name:Petronila Crk) = 0 + 0*year



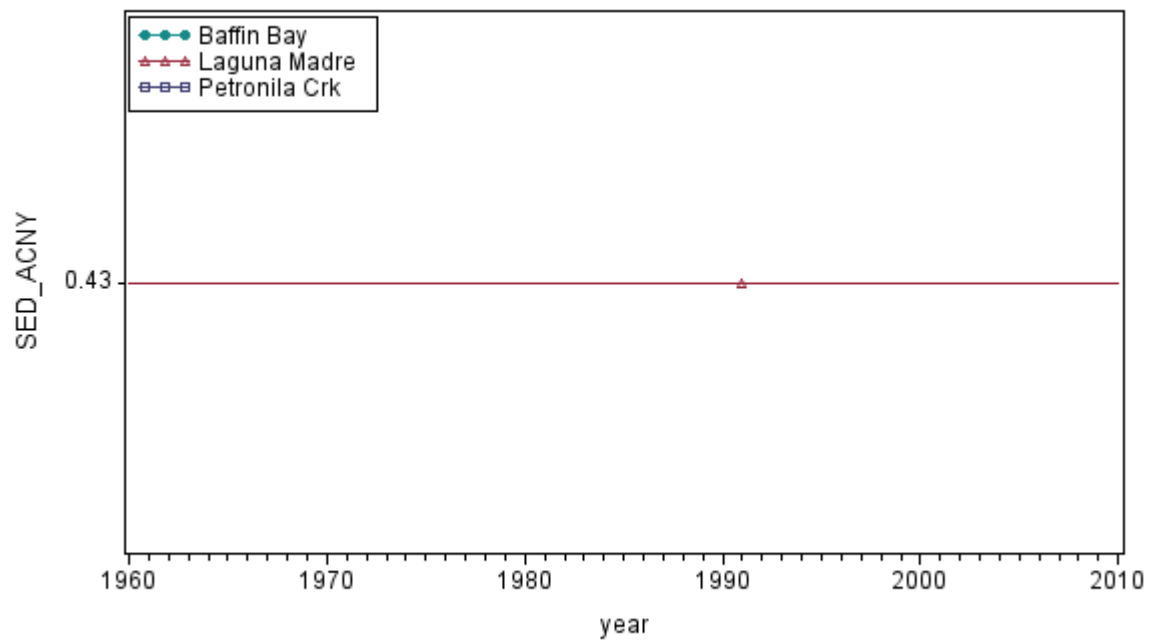
Regression Equation:
 SED_245T(AU_Name:Baffin Bay) = 0 + 0*year
 SED_245T(AU_Name:Laguna Madre) = 0 + 0*year
 SED_245T(AU_Name:Petronila Crk) = 0 + 0*year



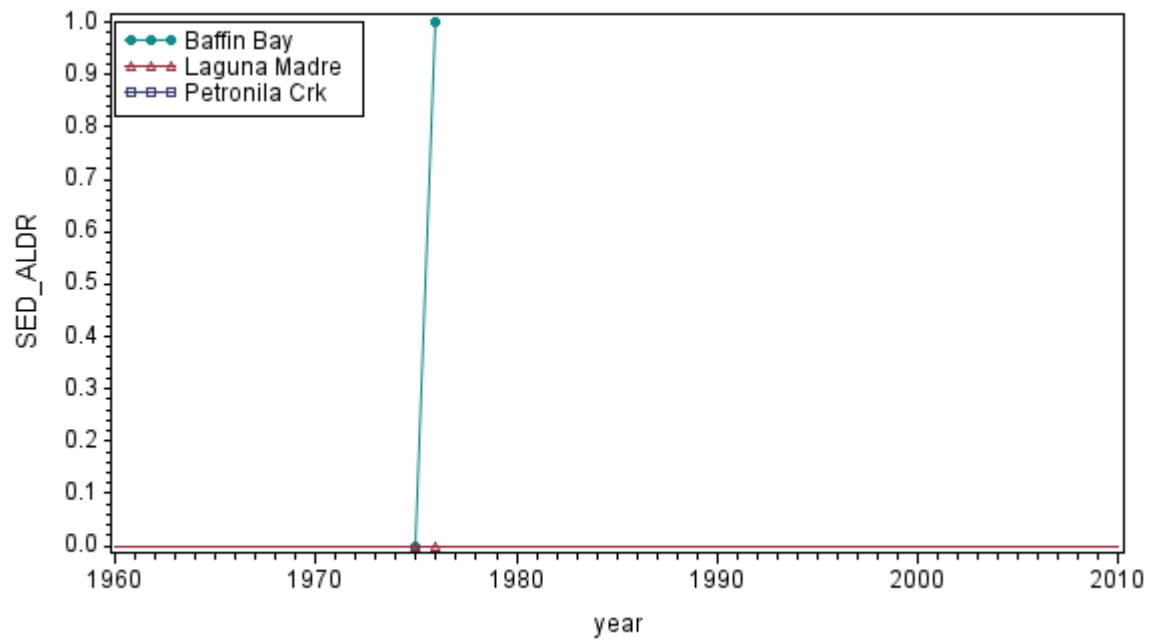
Regression Equation:
 SED_24D (AU Name: Baffin Bay) = 0 + 0*year
 SED_24D (AU Name: Laguna Madre) = 0 + 0*year
 SED_24D (AU Name: Petronila Crk) = 0 + 0*year



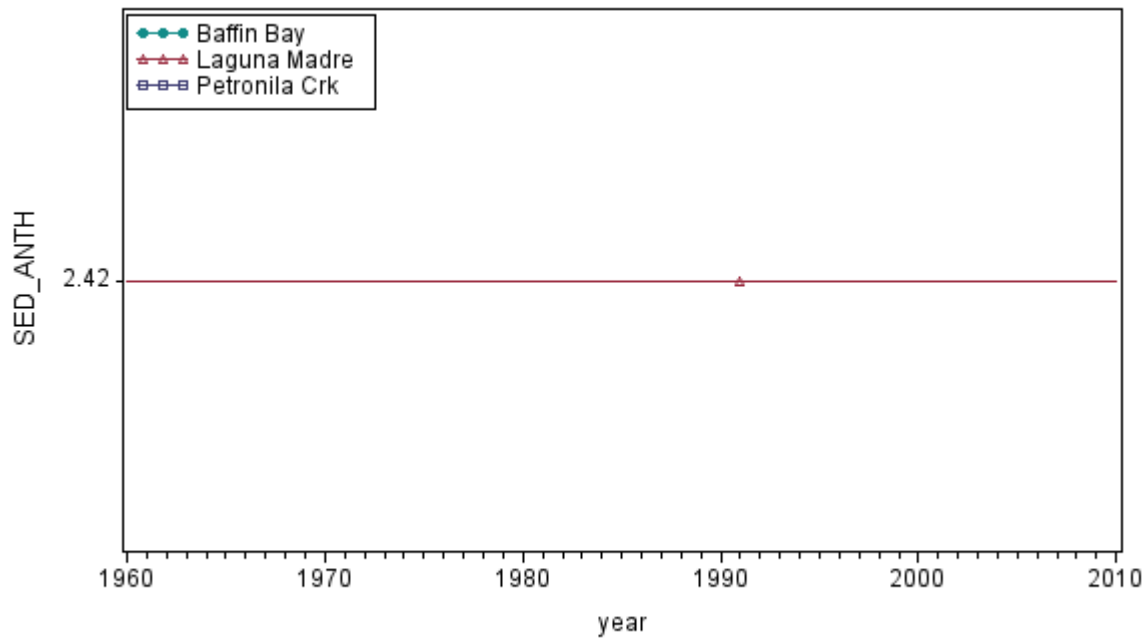
Regression Equation:
 SED_ACEN (AU Name: Baffin Bay) = 0 + 0*year
 SED_ACEN (AU Name: Laguna Madre) = 0.77 + 0*year
 SED_ACEN (AU Name: Petronila Crk) = 0 + 0*year



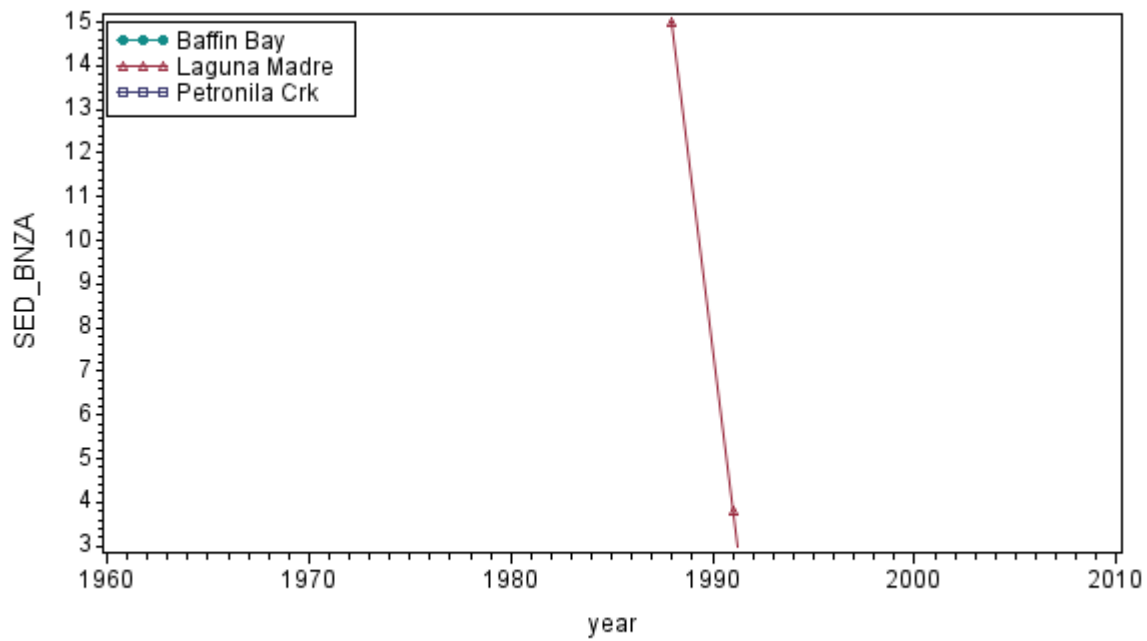
Regression Equation:
 SED_ACNY(AU Name: Baffin Bay) = 0 + 0*year
 SED_ACNY(AU Name: Laguna Madre) = 0.43 + 0*year
 SED_ACNY(AU Name: Petronila Crk) = 0 + 0*year



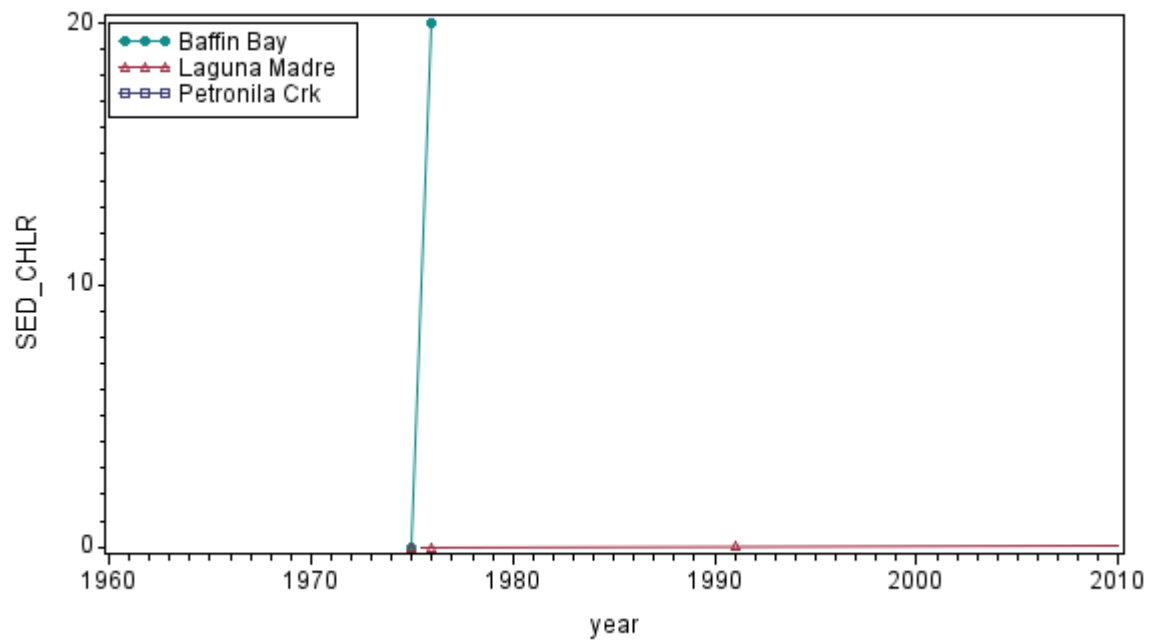
Regression Equation:
 SED_ALDR(AU Name: Baffin Bay) = -1975 + 1*year
 SED_ALDR(AU Name: Laguna Madre) = 0 + 0*year
 SED_ALDR(AU Name: Petronila Crk) = 0 + 0*year



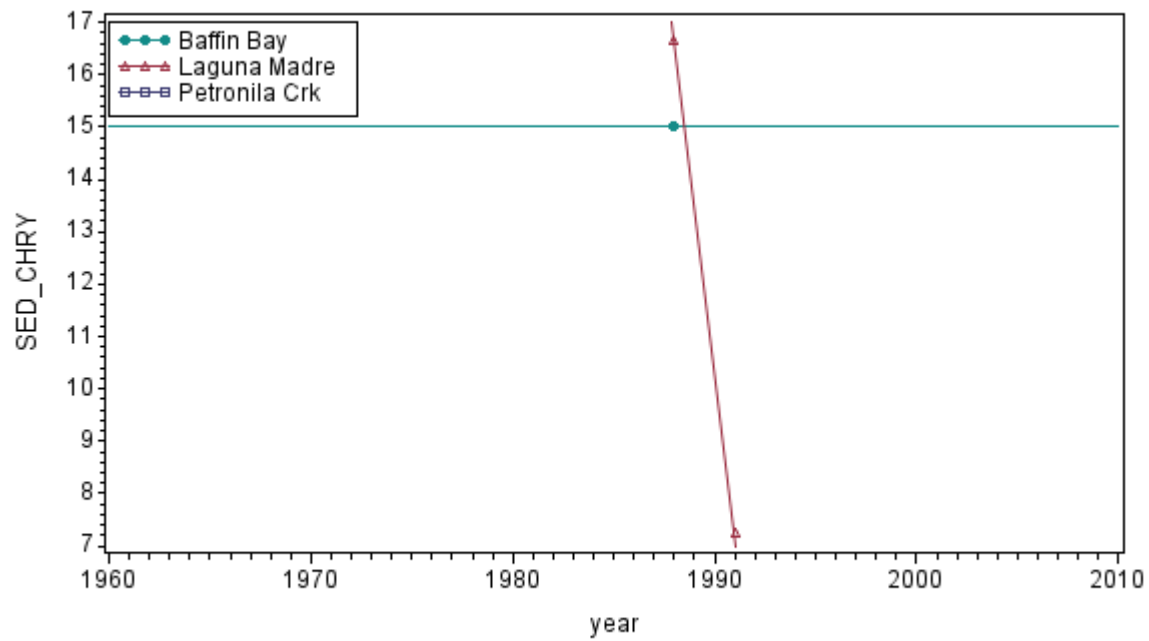
Regression Equation:
 SED_ANTI(AU Name: Baffin Bay) = 0 + 0*year
 SED_ANTI(AU Name: Laguna Madre) = 2.42 + 0*year
 SED_ANTI(AU Name: Petronila Crk) = 0 + 0*year



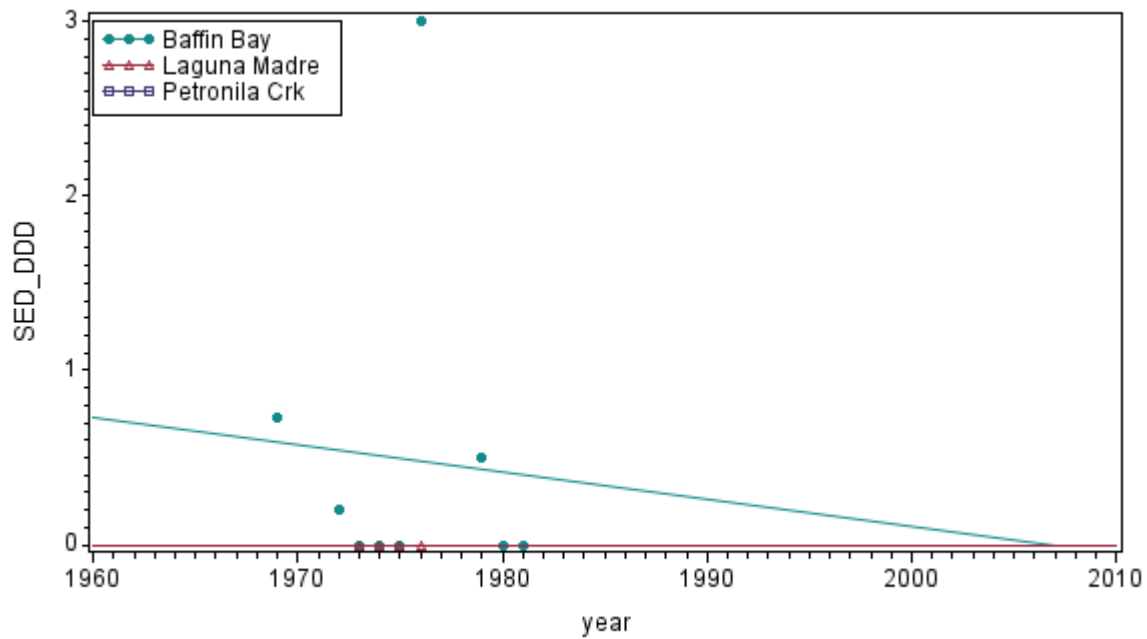
Regression Equation:
 SED_BNZA(AU Name: Baffin Bay) = 0 + 0*year
 SED_BNZA(AU Name: Laguna Madre) = 7.423613 - 3.726667*year
 SED_BNZA(AU Name: Petronila Crk) = 0 + 0*year



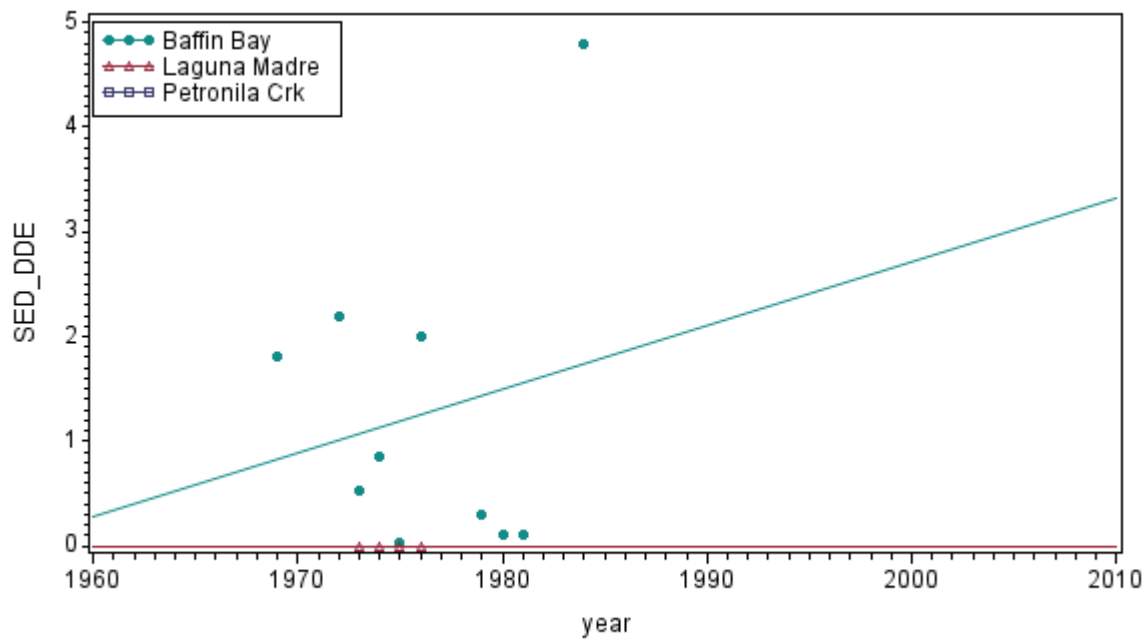
Regression Equation:
 SED_CHLR(AU Name:Baffin Bay) = $-39500 + 20 \cdot \text{year}$
 SED_CHLR(AU Name:Laguna Madre) = $-1.270539 + 0.000643 \cdot \text{year}$
 SED_CHLR(AU Name:Petronila Crk) = $0 + 0 \cdot \text{year}$



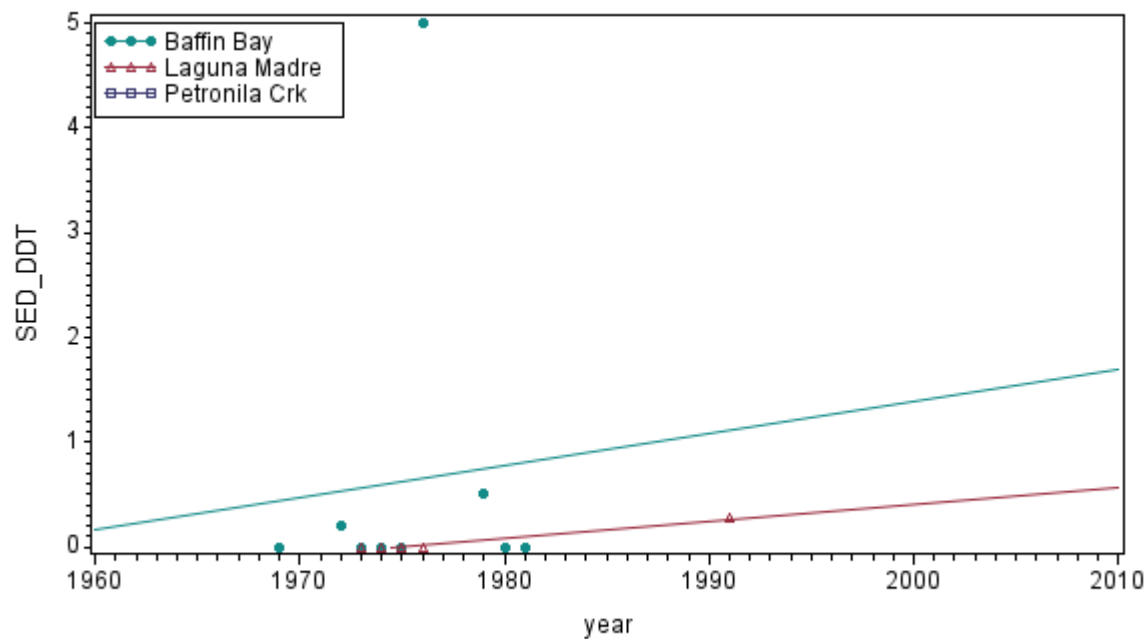
Regression Equation:
 SED_CHRY(AU Name:Baffin Bay) = $15 + 0 \cdot \text{year}$
 SED_CHRY(AU Name:Laguna Madre) = $6253.404 - 3.142222 \cdot \text{year}$
 SED_CHRY(AU Name:Petronila Crk) = $0 + 0 \cdot \text{year}$



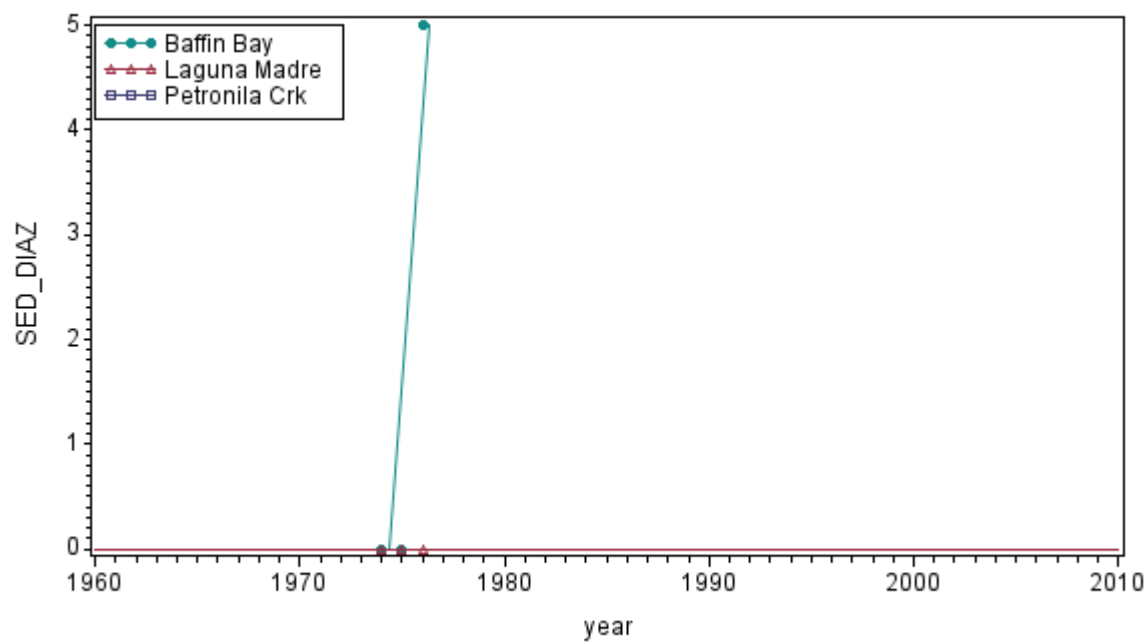
Regression Equation:
 SED_DDD(AU_Name:Baffin Bay) = 31.32993 - 0.01561*year
 SED_DDD(AU_Name:Laguna Madre) = 0 + 0*year
 SED_DDD(AU_Name:Petronila Crk) = 0 + 0*year



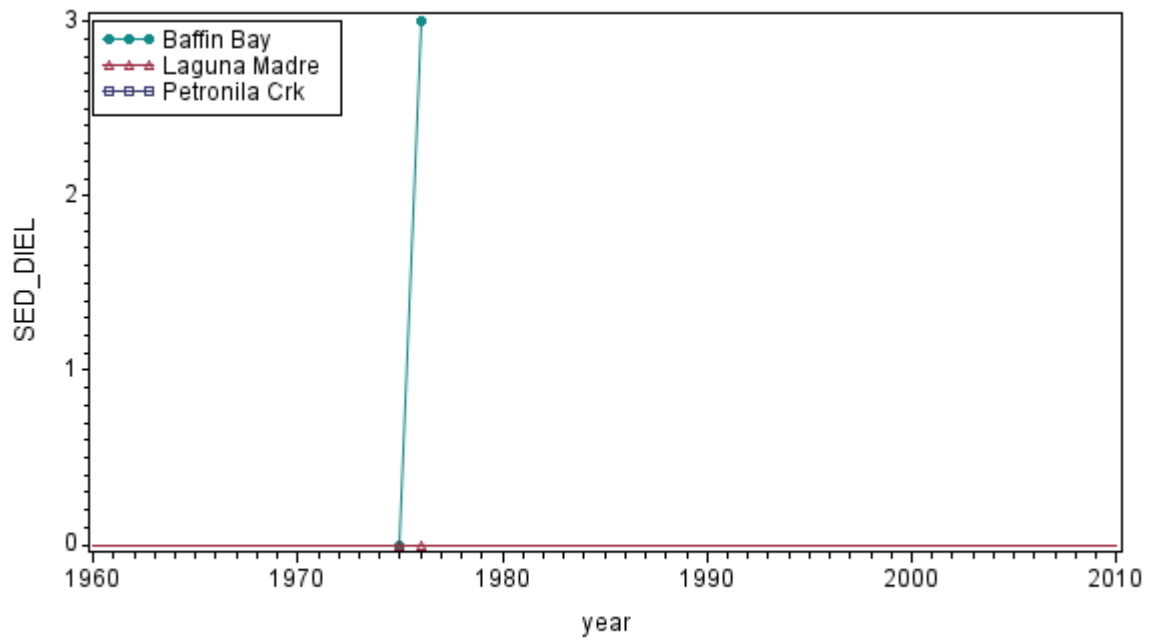
Regression Equation:
 SED_DDE(AU_Name:Baffin Bay) = -118.5992 + 0.060654*year
 SED_DDE(AU_Name:Laguna Madre) = 0 + 0*year
 SED_DDE(AU_Name:Petronila Crk) = 0 + 0*year



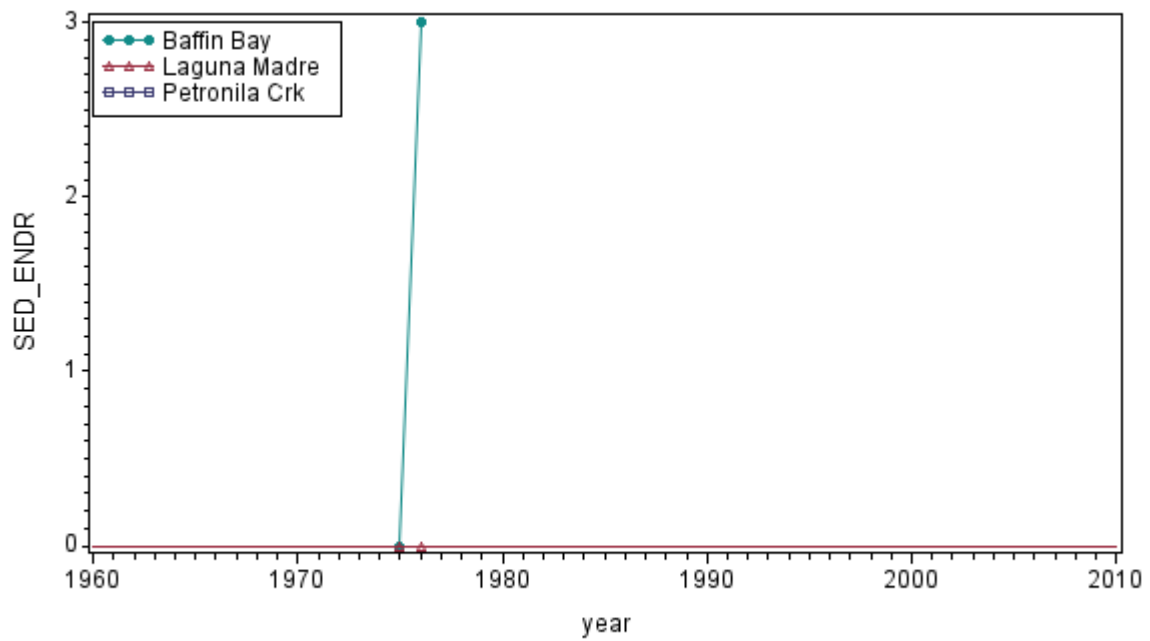
Regression Equation:
 SED_DDT(AU_Name:Baffin Bay) = -59.88204 + 0.030634*year
 SED_DDT(AU_Name:Laguna Madre) = -31.5837 + 0.015996*year
 SED_DDT(AU_Name:Petronila Crk) = 0 + 0*year



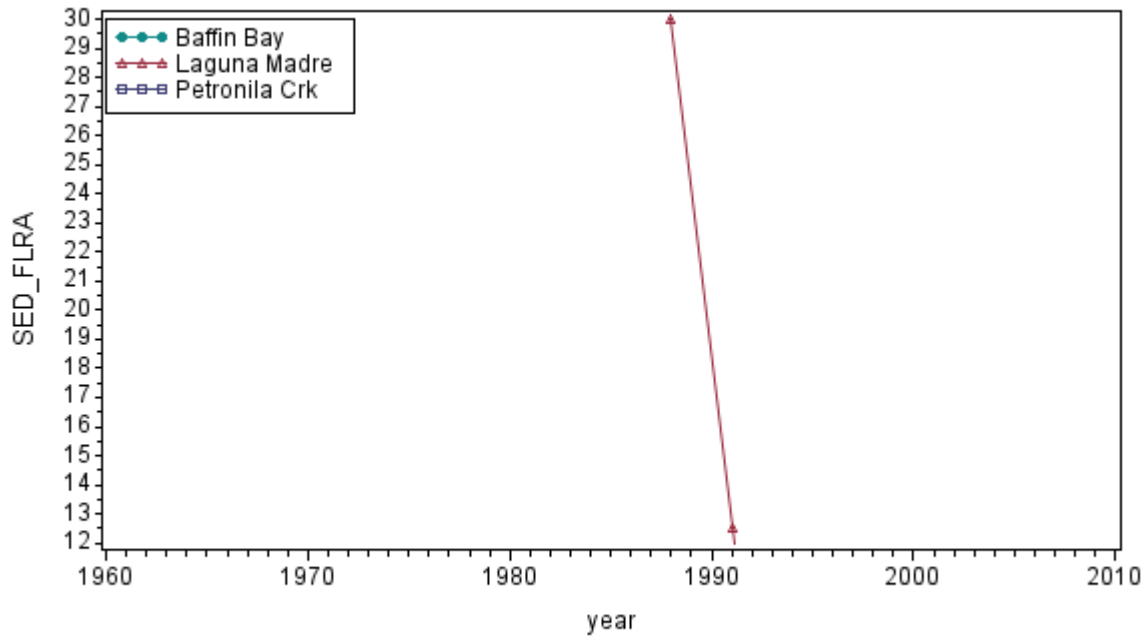
Regression Equation:
 SED_DIAZ(AU_Name:Baffin Bay) = -4935.833 + 2.5*year
 SED_DIAZ(AU_Name:Laguna Madre) = 0 + 0*year
 SED_DIAZ(AU_Name:Petronila Crk) = 0 + 0*year



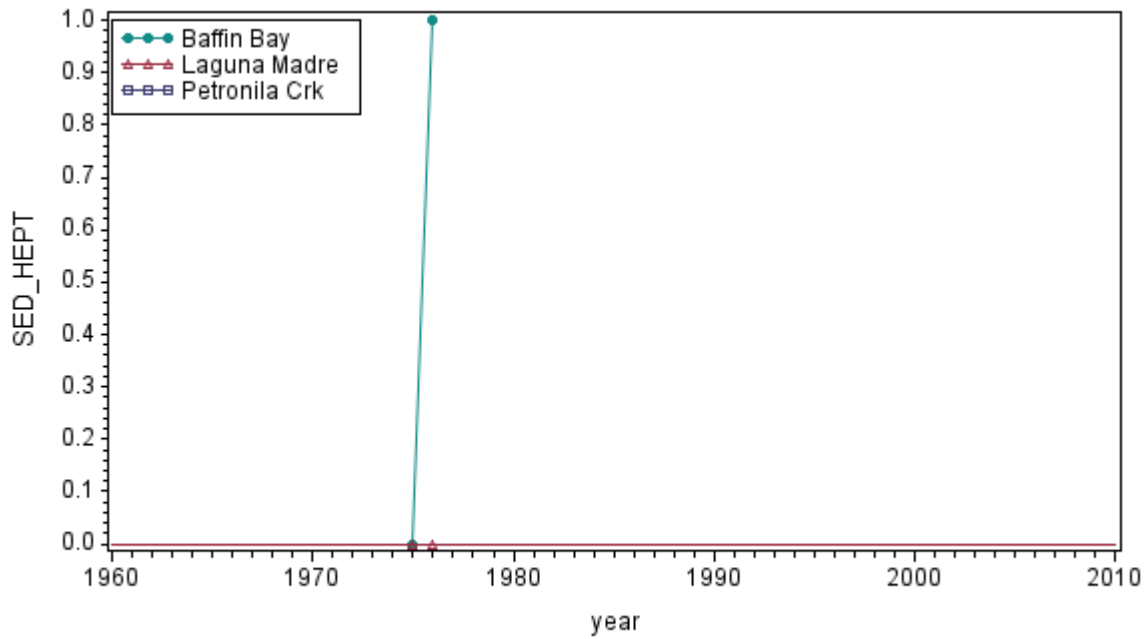
Regression Equation:
 SED_DIEL(AU Name: Baffin Bay) = -5925 + 3*year
 SED_DIEL(AU Name: Laguna Madre) = 0 + 0*year
 SED_DIEL(AU Name: Petronila Crk) = 0 + 0*year



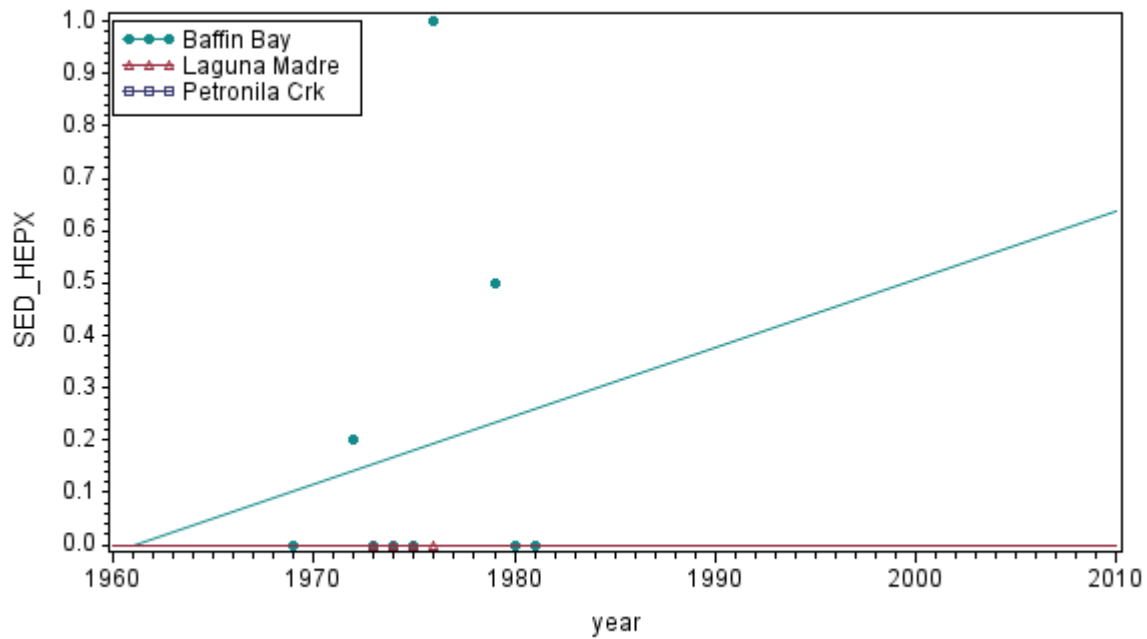
Regression Equation:
 SED_ENDR(AU Name: Baffin Bay) = -5925 + 3*year
 SED_ENDR(AU Name: Laguna Madre) = 0 + 0*year
 SED_ENDR(AU Name: Petronila Crk) = 0 + 0*year



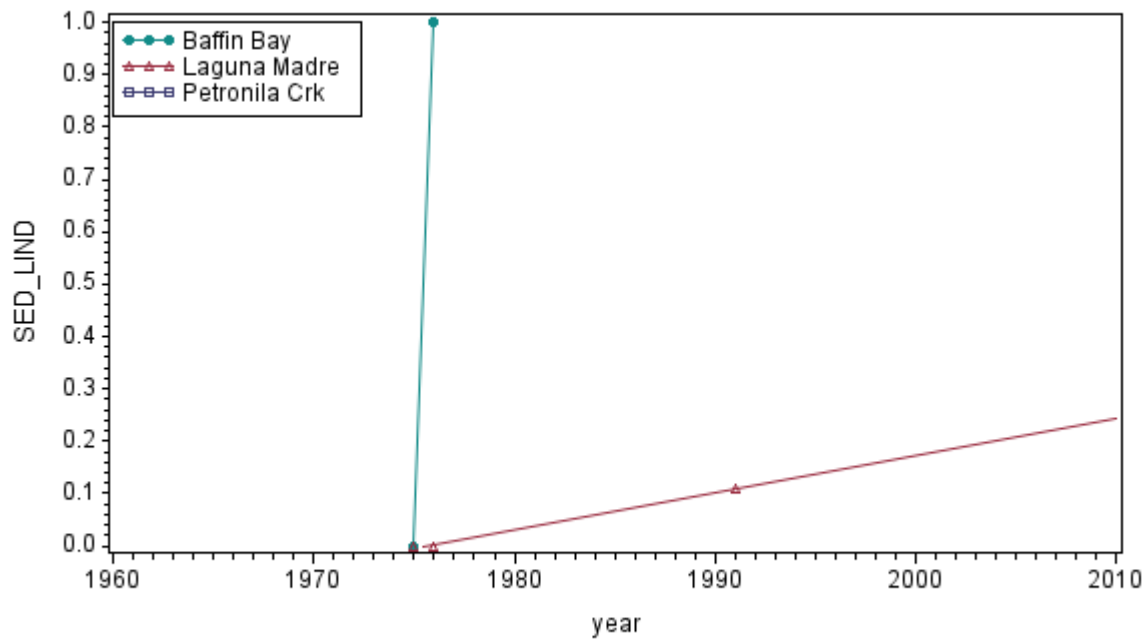
Regression Equation:
 SED_FLRA(AU Name: Baffin Bay) = 0 + 0*year
 SED_FLRA(AU Name: Laguna Madre) = 11626.67 - 5.833333*year
 SED_FLRA(AU Name: Petronila Crk) = 0 + 0*year



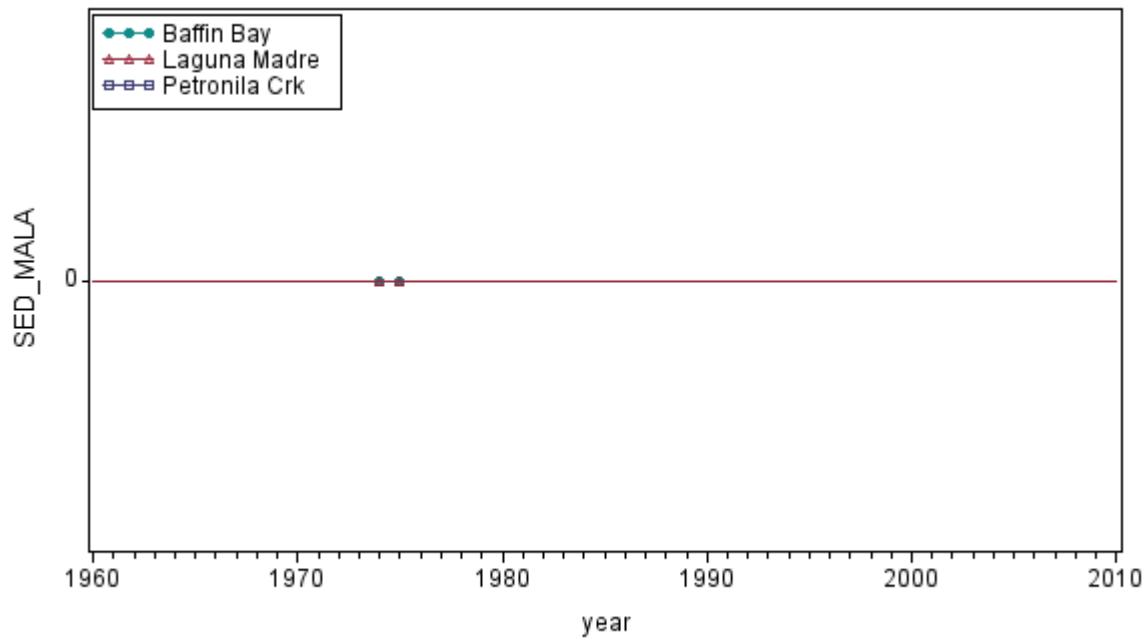
Regression Equation:
 SED_HEPT(AU Name: Baffin Bay) = -1975 + 1*year
 SED_HEPT(AU Name: Laguna Madre) = 0 + 0*year
 SED_HEPT(AU Name: Petronila Crk) = 0 + 0*year



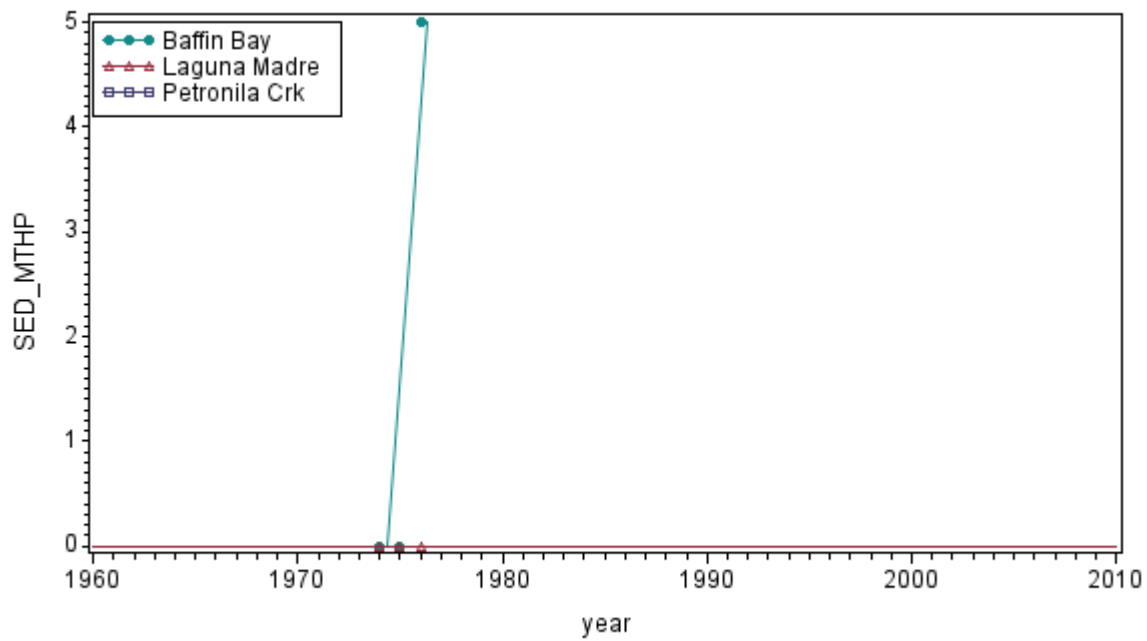
Regression Equation:
 SED_HEPX(AU Name: Baffin Bay) = -25.54754 + 0.013028*year
 SED_HEPX(AU Name: Laguna Madre) = 0 + 0*year
 SED_HEPX(AU Name: Petronila Crk) = 0 + 0*year



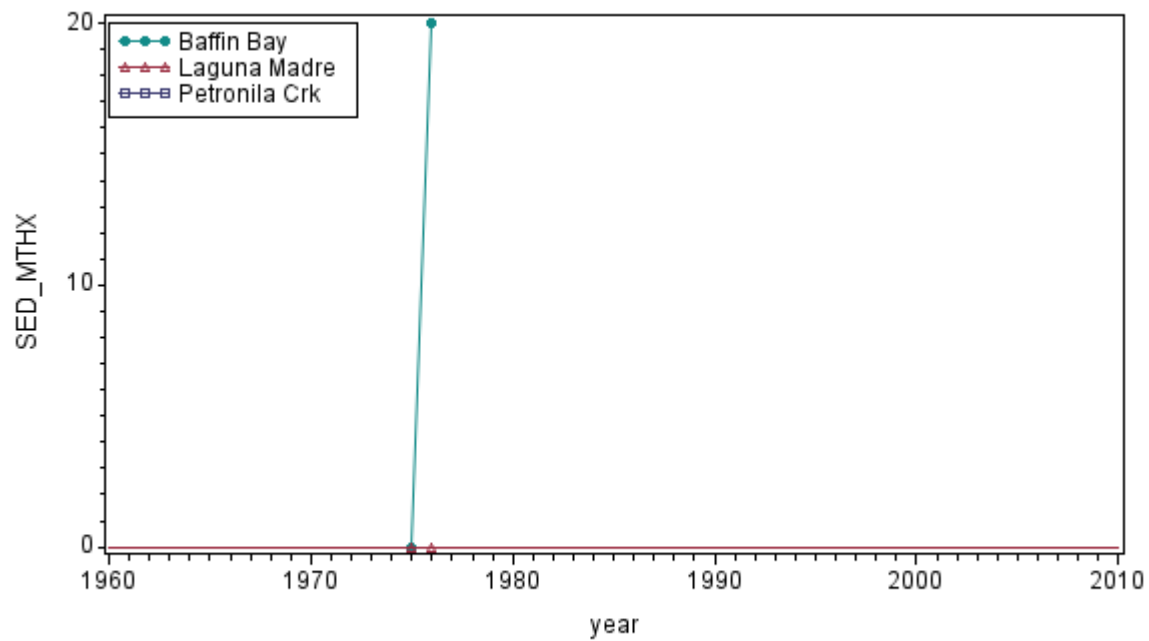
Regression Equation:
 SED_LIND(AU Name: Baffin Bay) = -1975 + 1*year
 SED_LIND(AU Name: Laguna Madre) = -13.97593 + 0.007075*year
 SED_LIND(AU Name: Petronila Crk) = 0 + 0*year



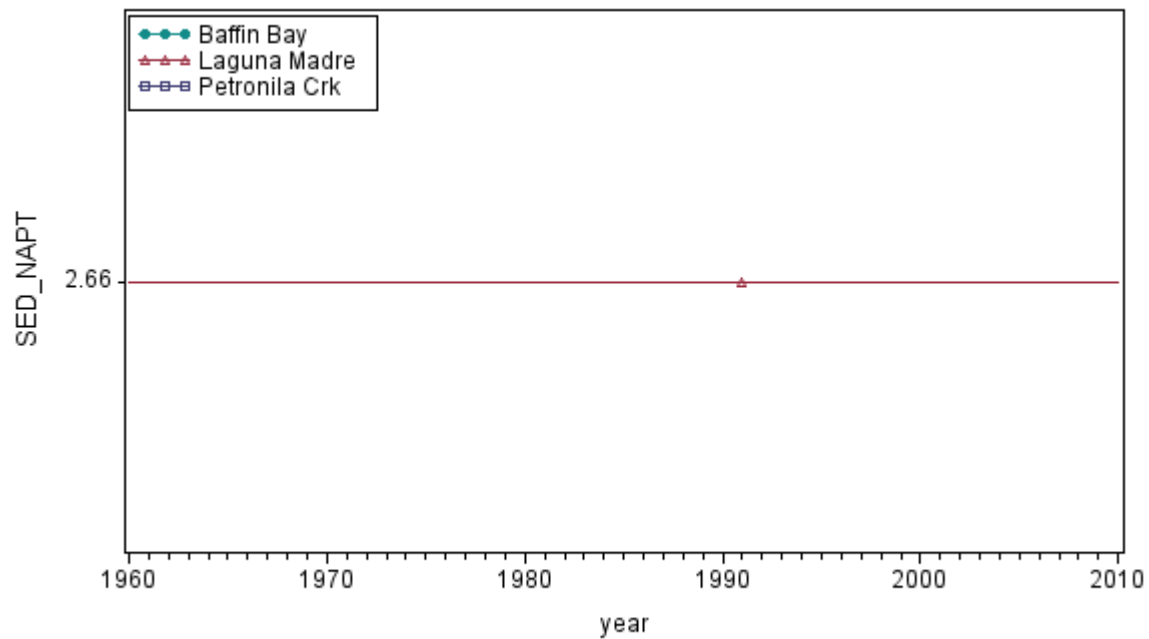
Regression Equation:
 SED_MALA(AU Name: Baffin Bay) = 0 + 0*year
 SED_MALA(AU Name: Laguna Madre) = 0 + 0*year
 SED_MALA(AU Name: Petronila Crk) = 0 + 0*year



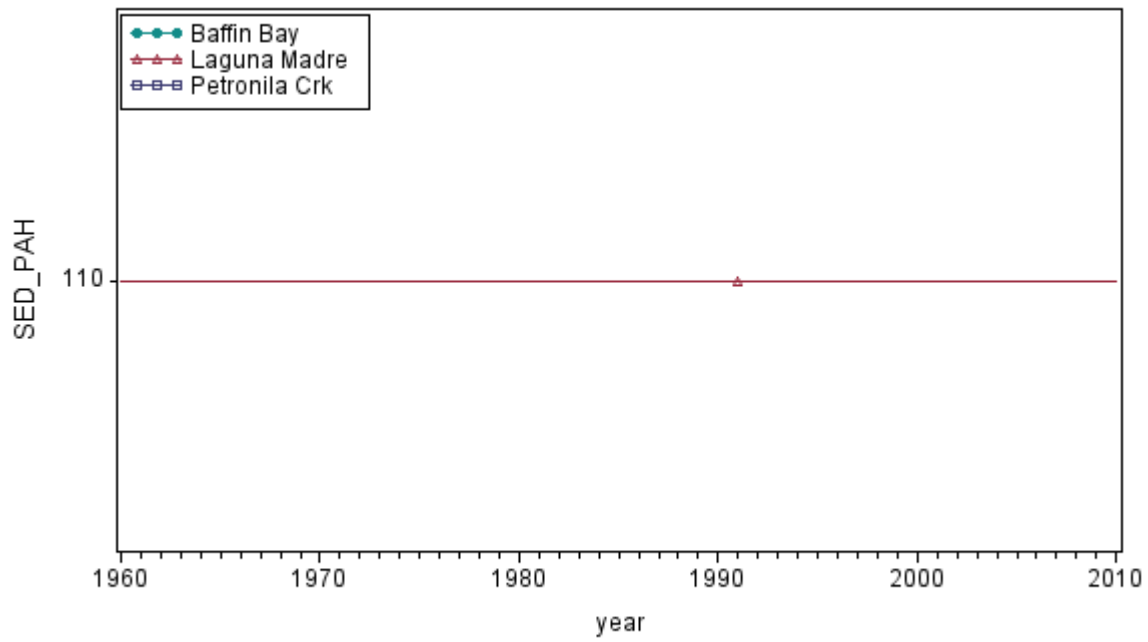
Regression Equation:
 SED_MTHP(AU Name: Baffin Bay) = -4935.833 + 2.5*year
 SED_MTHP(AU Name: Laguna Madre) = 0 + 0*year
 SED_MTHP(AU Name: Petronila Crk) = 0 + 0*year



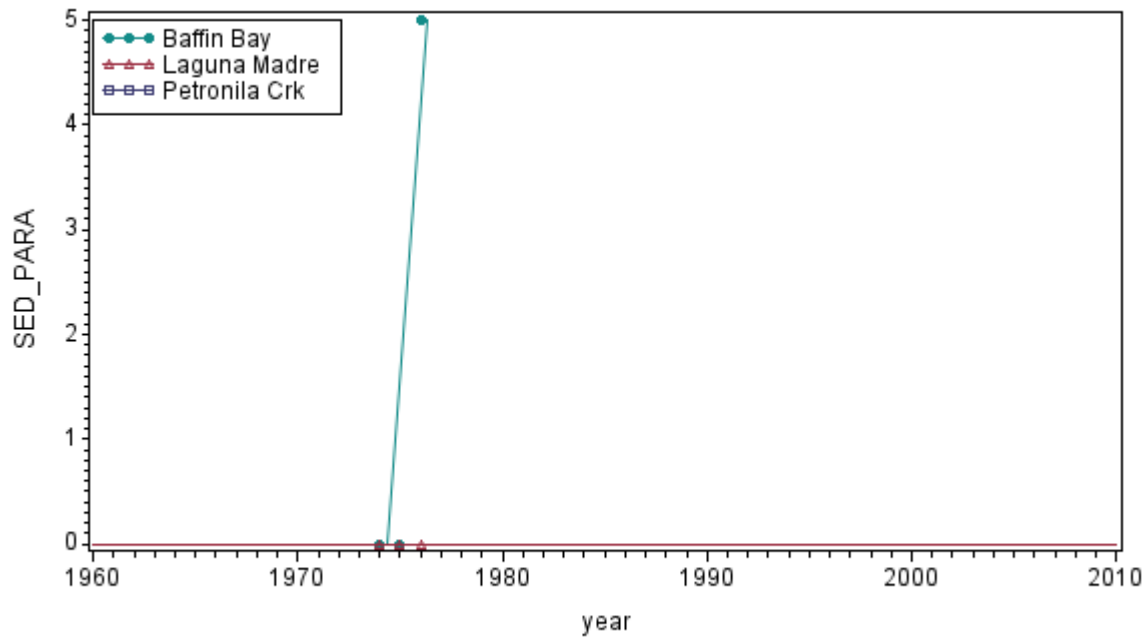
Regression Equation:
 SED_MTHX(AU Name: Baffin Bay) = -39500 + 20*year
 SED_MTHX(AU Name: Laguna Madre) = 0 + 0*year
 SED_MTHX(AU Name: Petronila Crk) = 0 + 0*year



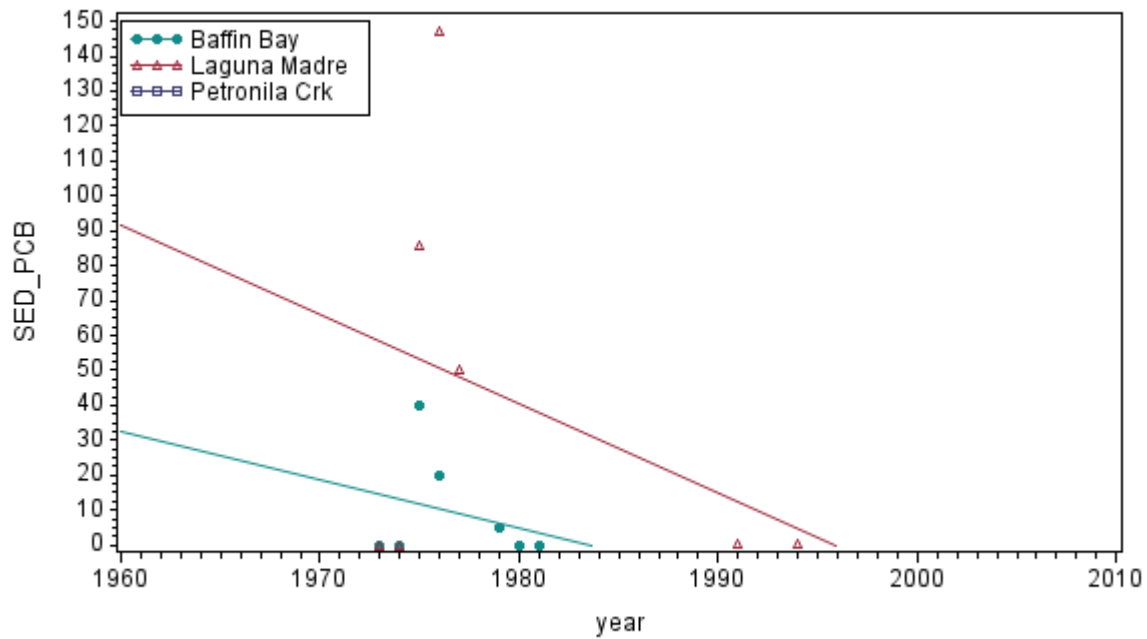
Regression Equation:
 SED_NAPT(AU Name: Baffin Bay) = 0 + 0*year
 SED_NAPT(AU Name: Laguna Madre) = 2.66 + 0*year
 SED_NAPT(AU Name: Petronila Crk) = 0 + 0*year



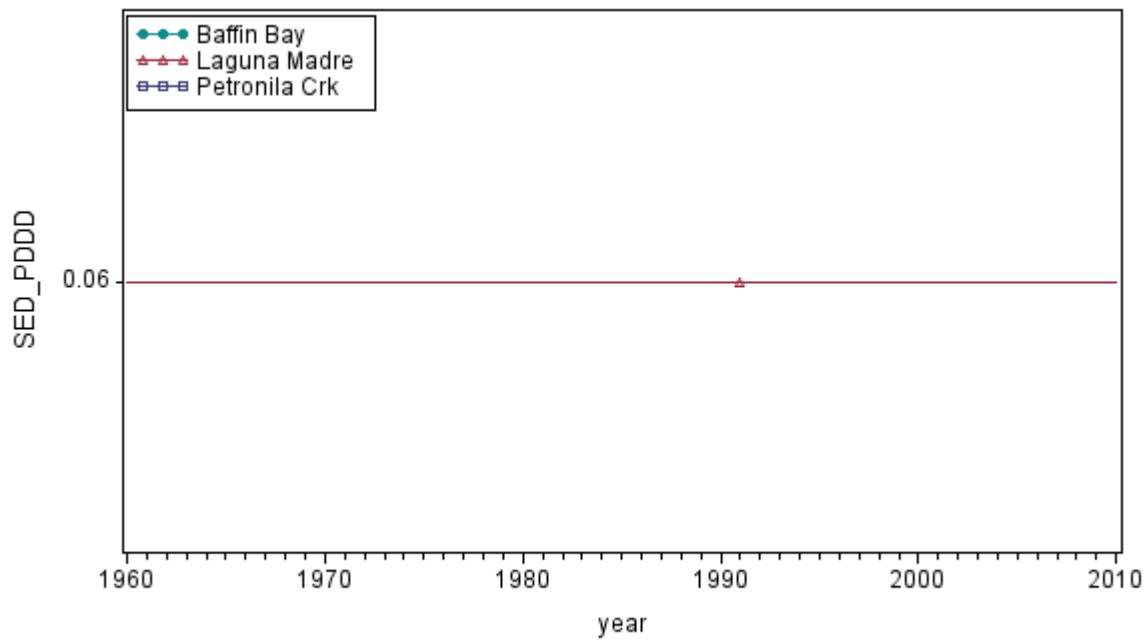
Regression Equation:
 SED_PAH(AU Name: Baffin Bay) = 0 + 0*year
 SED_PAH(AU Name: Laguna Madre) = 110 + 0*year
 SED_PAH(AU Name: Petronila Crk) = 0 + 0*year



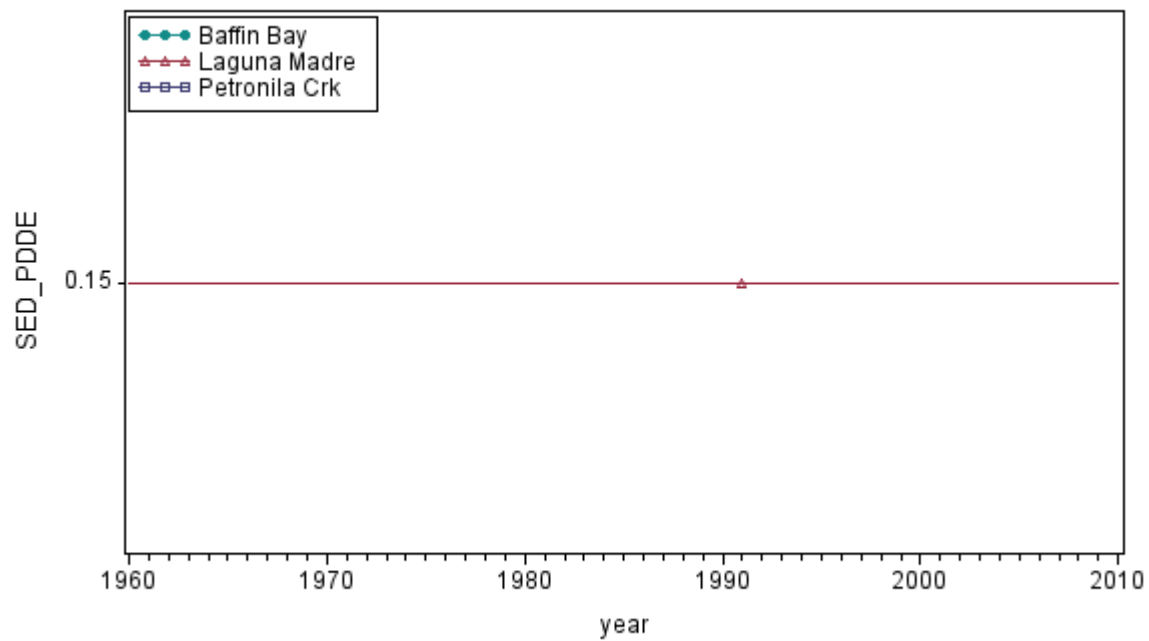
Regression Equation:
 SED_PARA(AU Name: Baffin Bay) = -4935.833 + 2.5*year
 SED_PARA(AU Name: Laguna Madre) = 0 + 0*year
 SED_PARA(AU Name: Petronila Crk) = 0 + 0*year



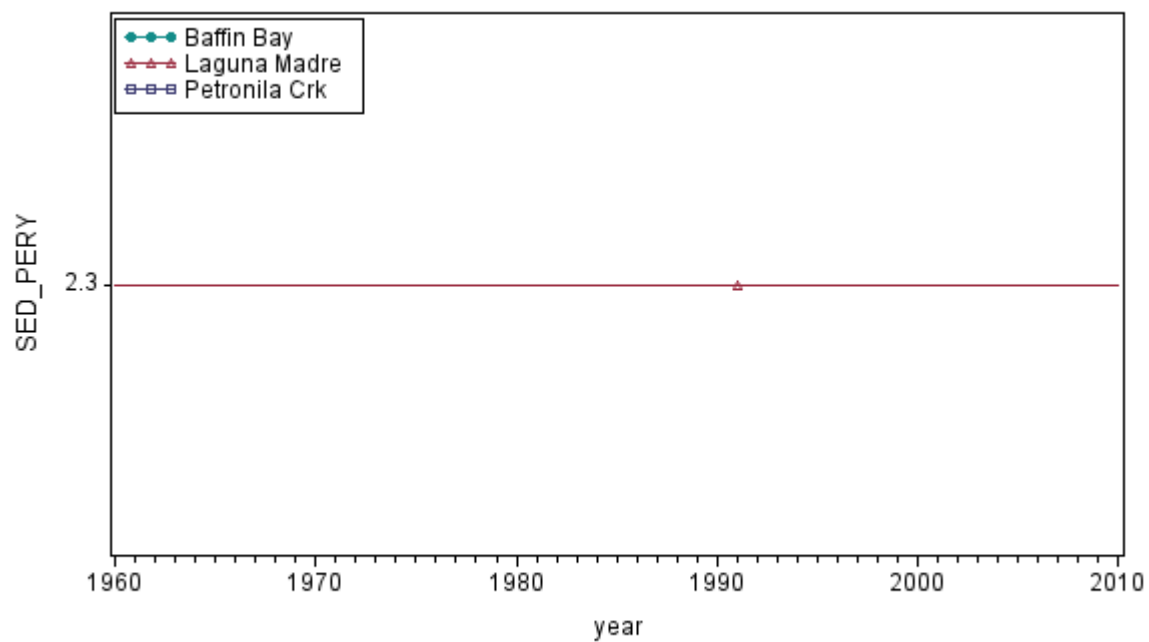
Regression Equation:
 SED_PCB(AU Name:Baffin Bay) = 2720.267 - 1.371359*year
 SED_PCB(AU Name:Laguna Madre) = 5104.804 - 2.557699*year
 SED_PCB(AU Name:Petronila Crk) = 0 + 0*year



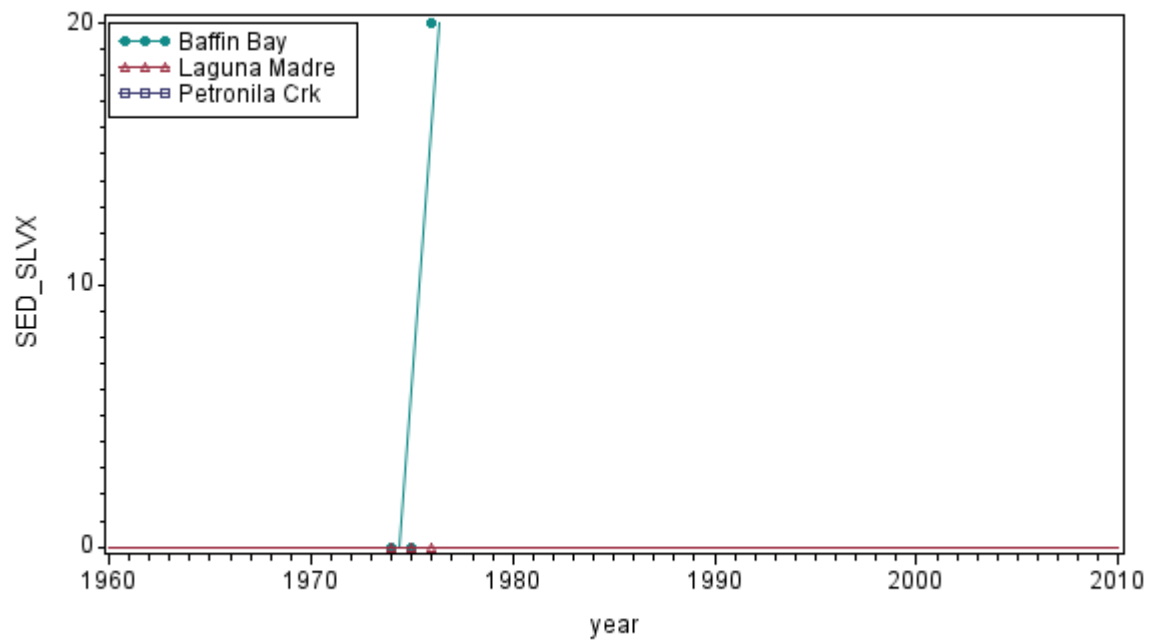
Regression Equation:
 SED_PDDD(AU Name:Baffin Bay) = 0 + 0*year
 SED_PDDD(AU Name:Laguna Madre) = 0.06 + 0*year
 SED_PDDD(AU Name:Petronila Crk) = 0 + 0*year



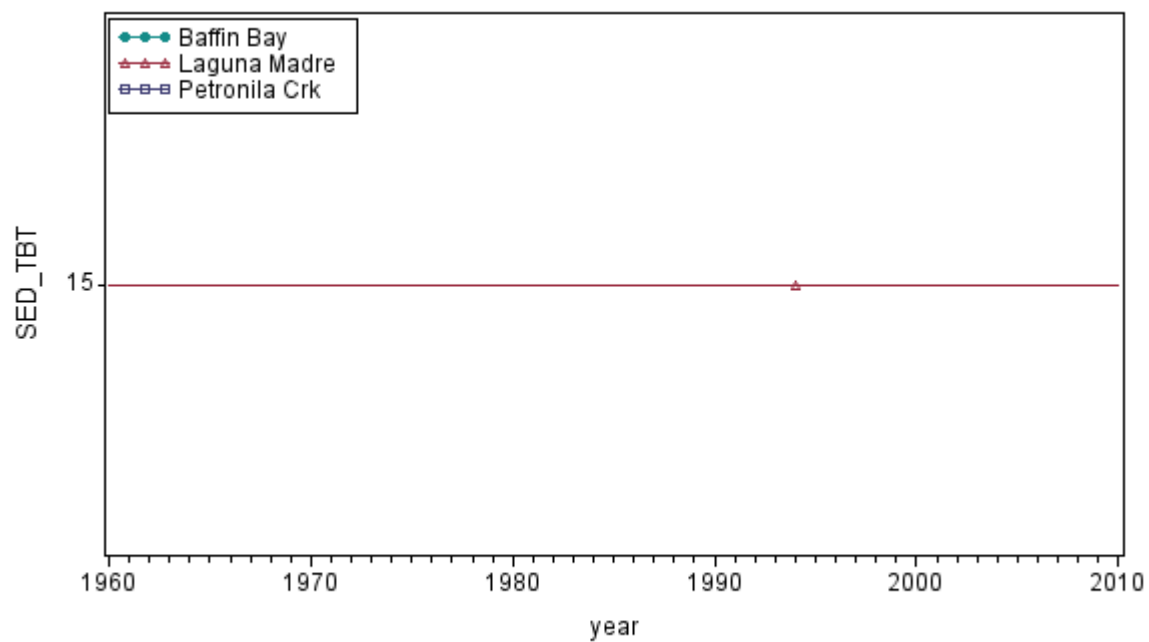
Regression Equation:
 SED_PDDE(AU Name: Baffin Bay) = 0 + 0*year
 SED_PDDE(AU Name: Laguna Madre) = 0.15 + 0*year
 SED_PDDE(AU Name: Petronila Crk) = 0 + 0*year



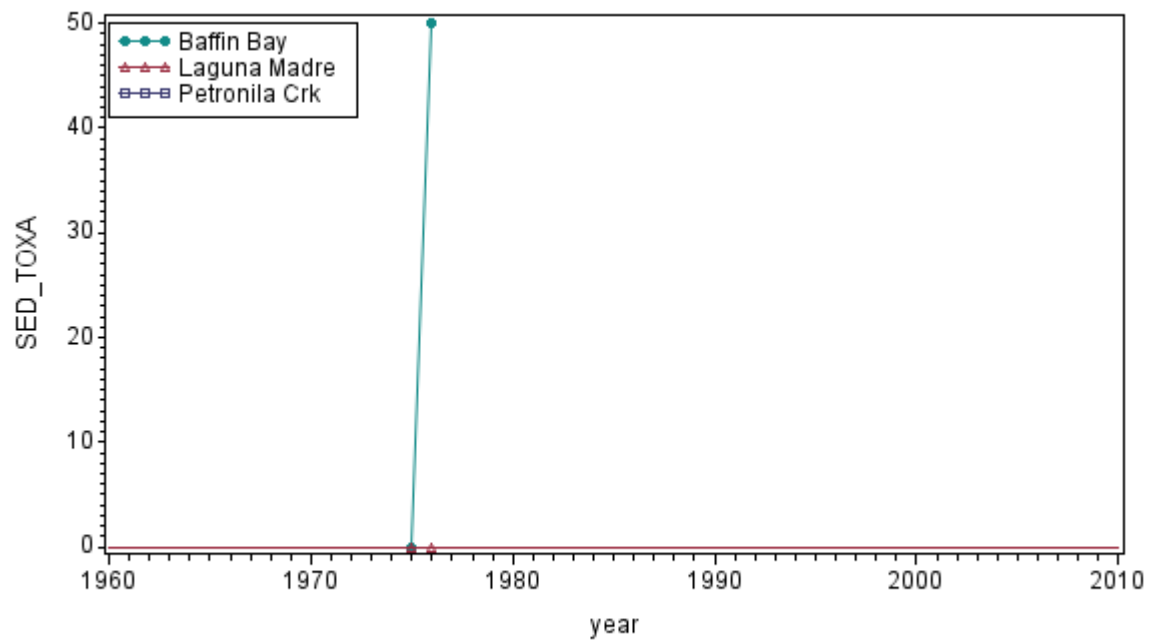
Regression Equation:
 SED_PERY(AU Name: Baffin Bay) = 0 + 0*year
 SED_PERY(AU Name: Laguna Madre) = 2.3 + 0*year
 SED_PERY(AU Name: Petronila Crk) = 0 + 0*year



Regression Equation:
 SED_SLVX(AU Name: Baffin Bay) = -19743.33 + 10*year
 SED_SLVX(AU Name: Laguna Madre) = 0 + 0*year
 SED_SLVX(AU Name: Petronila Crk) = 0 + 0*year

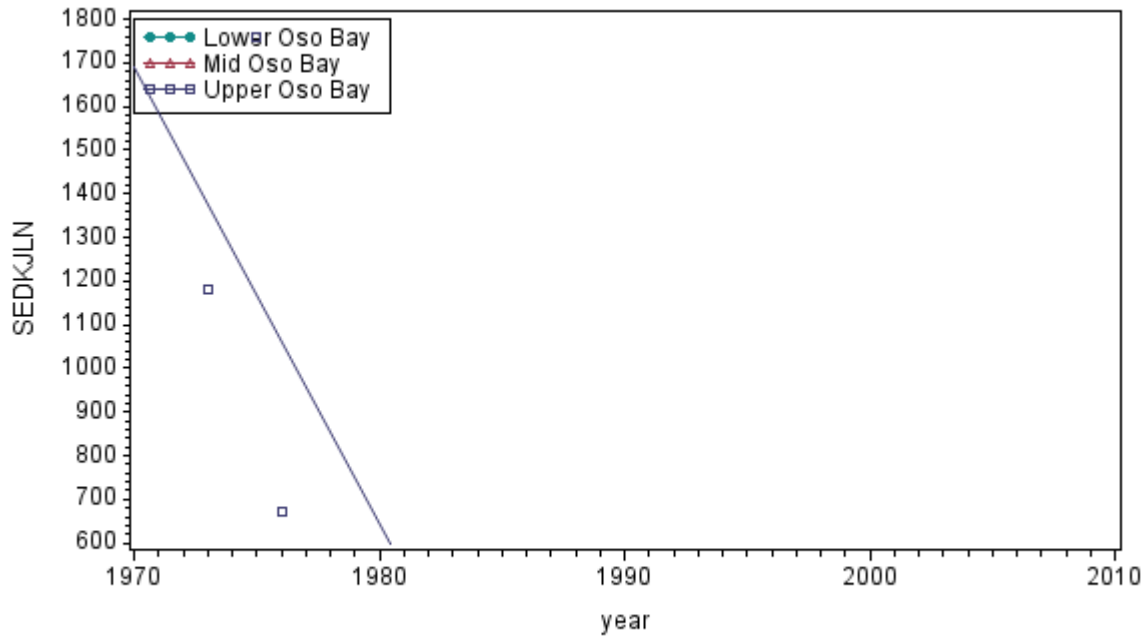


Regression Equation:
 SED_TBT(AU Name: Baffin Bay) = 0 + 0*year
 SED_TBT(AU Name: Laguna Madre) = 15 + 0*year
 SED_TBT(AU Name: Petronila Crk) = 0 + 0*year

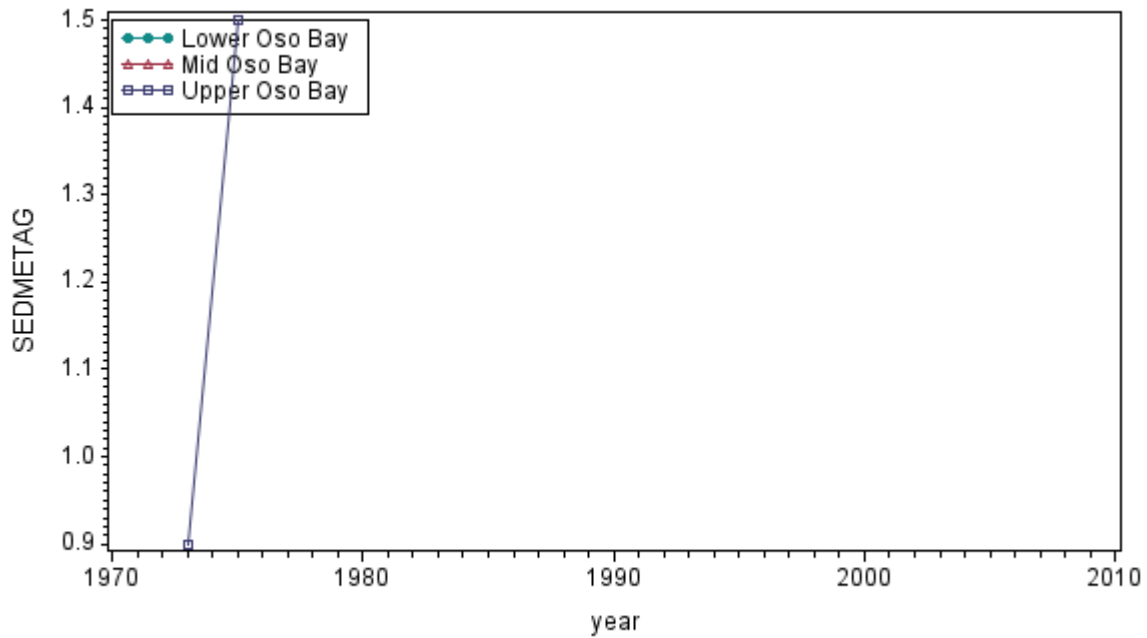


Regression Equation:
 SED_TOXA(AU Name: Baffin Bay) = -98750 + 50*year
 SED_TOXA(AU Name: Laguna Madre) = 0 + 0*year
 SED_TOXA(AU Name: Petronila Crk) = 0 + 0*year

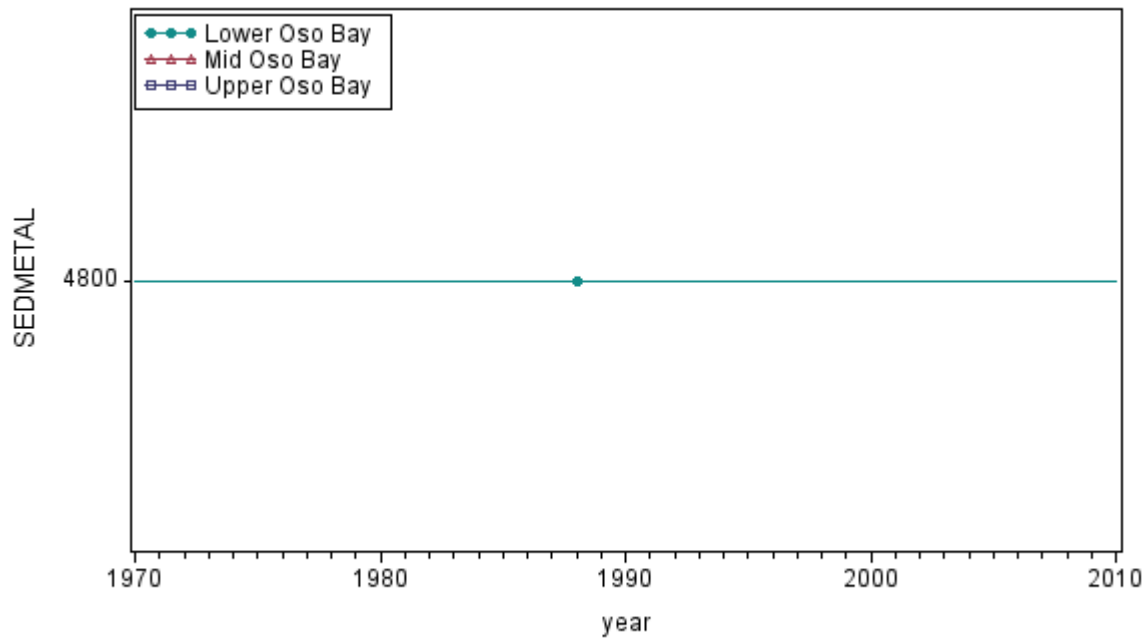
SQ2: Oso Bay



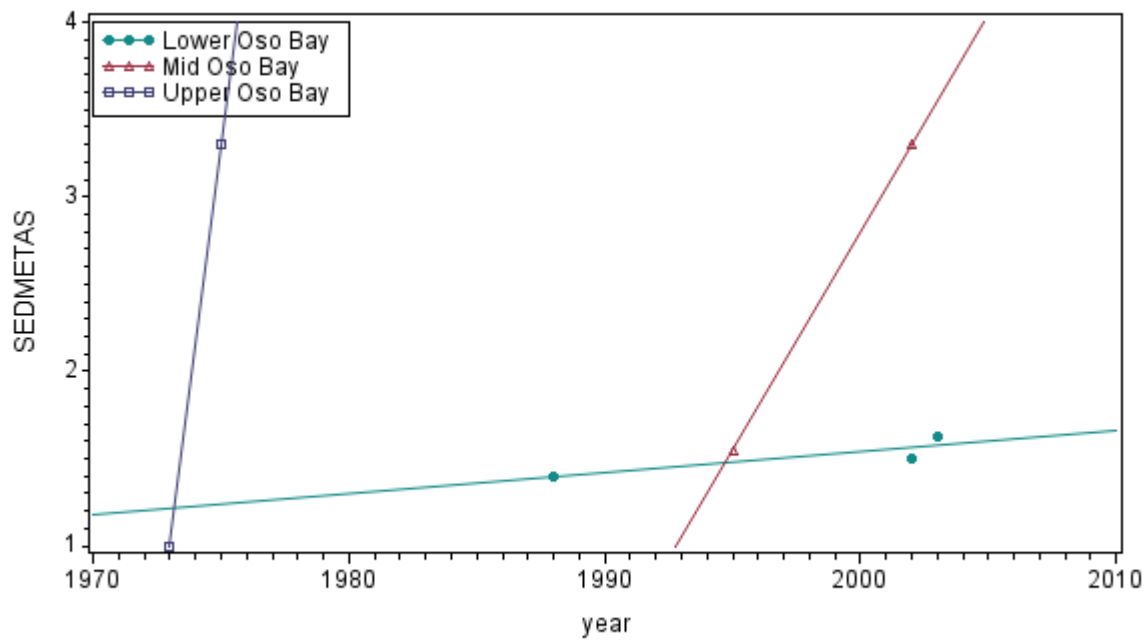
Regression Equations:
 SEDKJLN(AU Name: Lower Oso Bay) = 0+0*year
 SEDKJLN(AU Name: Mid Oso Bay) = 0+0*year
 SEDKJLN(AU Name: Upper Oso Bay) = 207132.9 - 104.2657*year



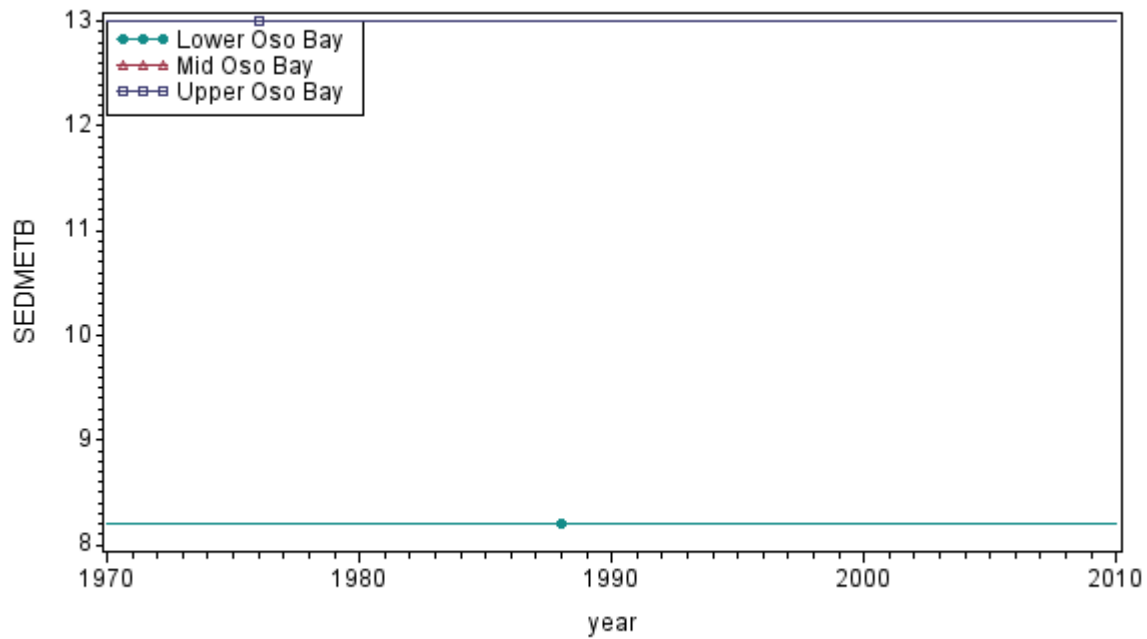
Regression Equations:
 SEDMETAG(AU Name: Lower Oso Bay) = 0+0*year
 SEDMETAG(AU Name: Mid Oso Bay) = 0+0*year
 SEDMETAG(AU Name: Upper Oso Bay) = -891 + 0.3*year



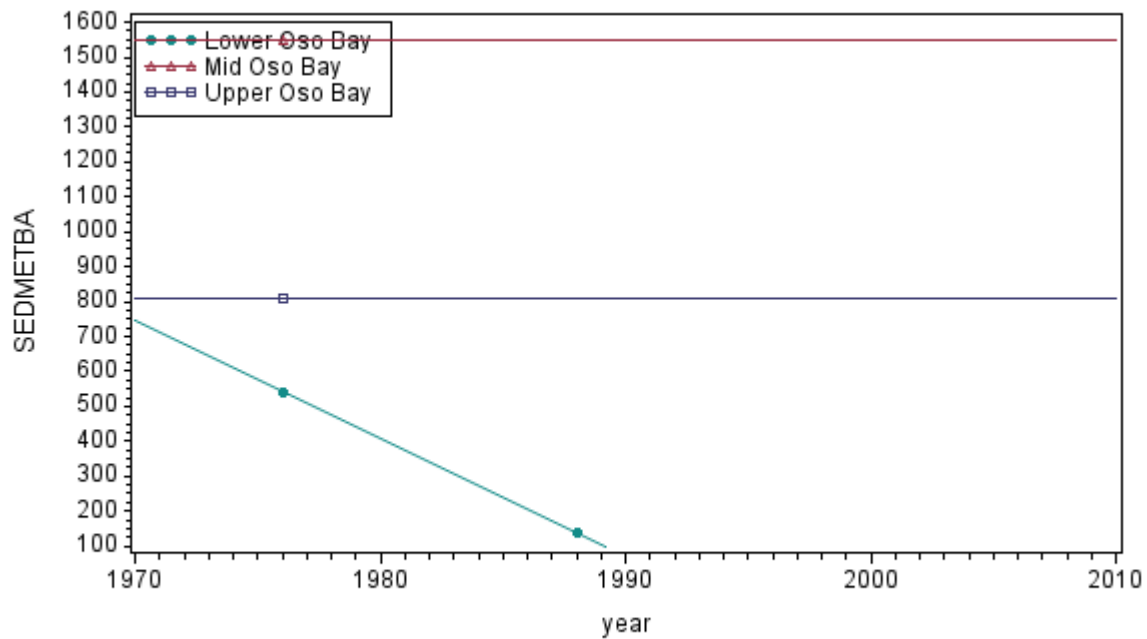
Regression Equation:
 SEDMETAL(AU Name:Lower Oso Bay) = 4800 + 0*year
 SEDMETAL(AU Name:Mid Oso Bay) = 0 + 0*year
 SEDMETAL(AU Name:Upper Oso Bay) = 0 + 0*year



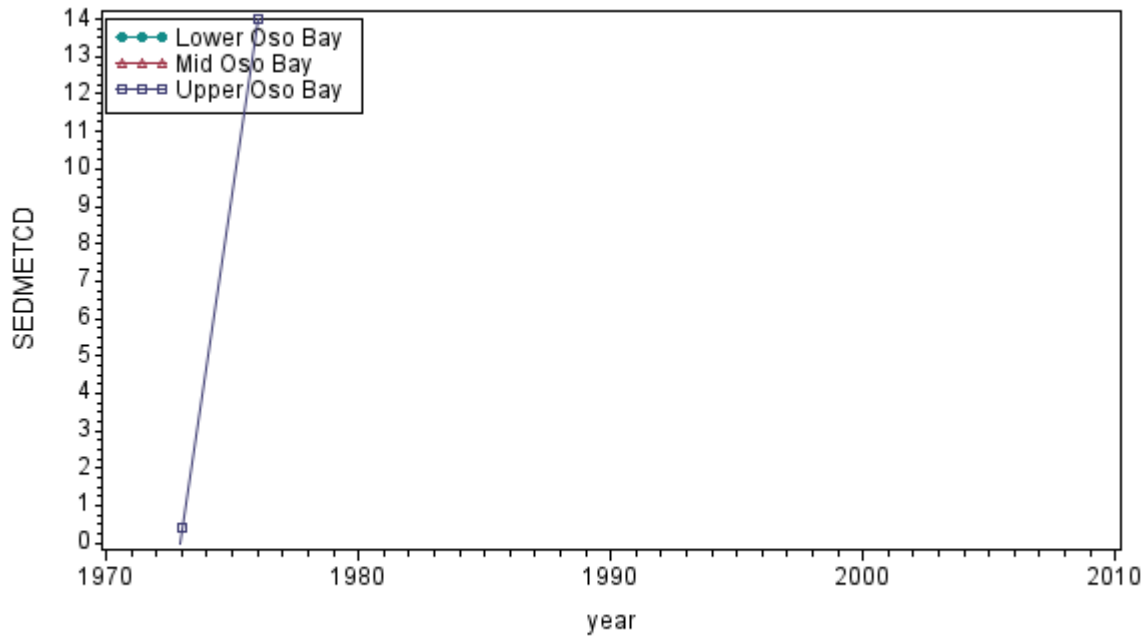
Regression Equation:
 SEDMETAS(AU Name:Lower Oso Bay) = -22.06436 + 0.011801*year
 SEDMETAS(AU Name:Mid Oso Bay) = -497.2 + 0.25*year
 SEDMETAS(AU Name:Upper Oso Bay) = -2267.95 + 1.15*year



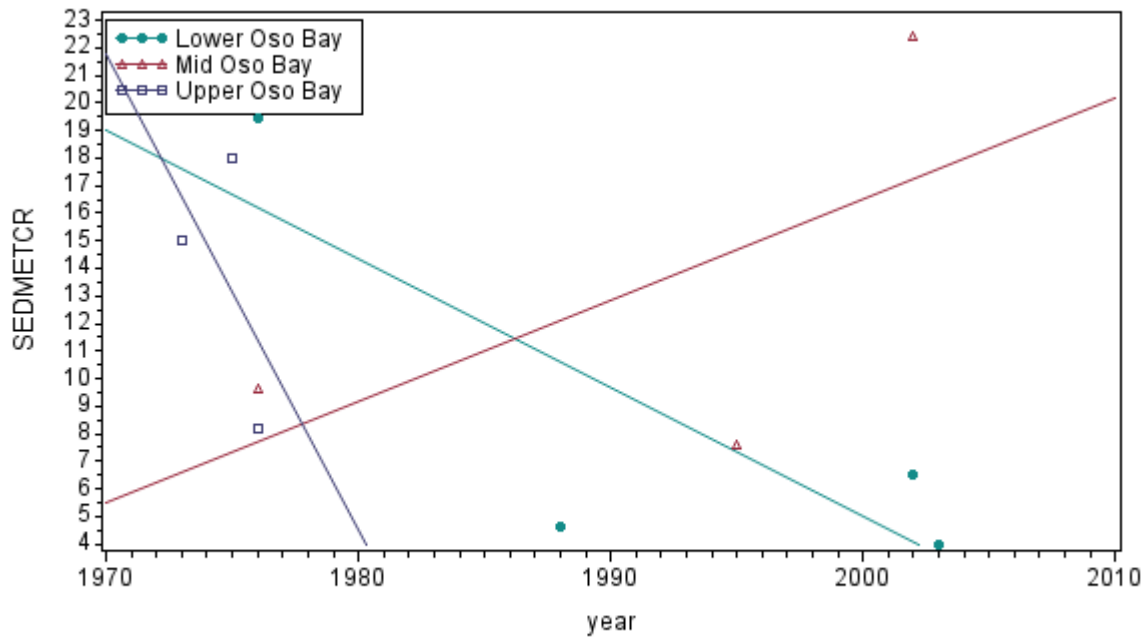
Regression Equation:
 SEDMETB(AU Name: Lower Oso Bay) = 8.2 + 0*year
 SEDMETB(AU Name: Mid Oso Bay) = 0 + 0*year
 SEDMETB(AU Name: Upper Oso Bay) = 13 + 0*year



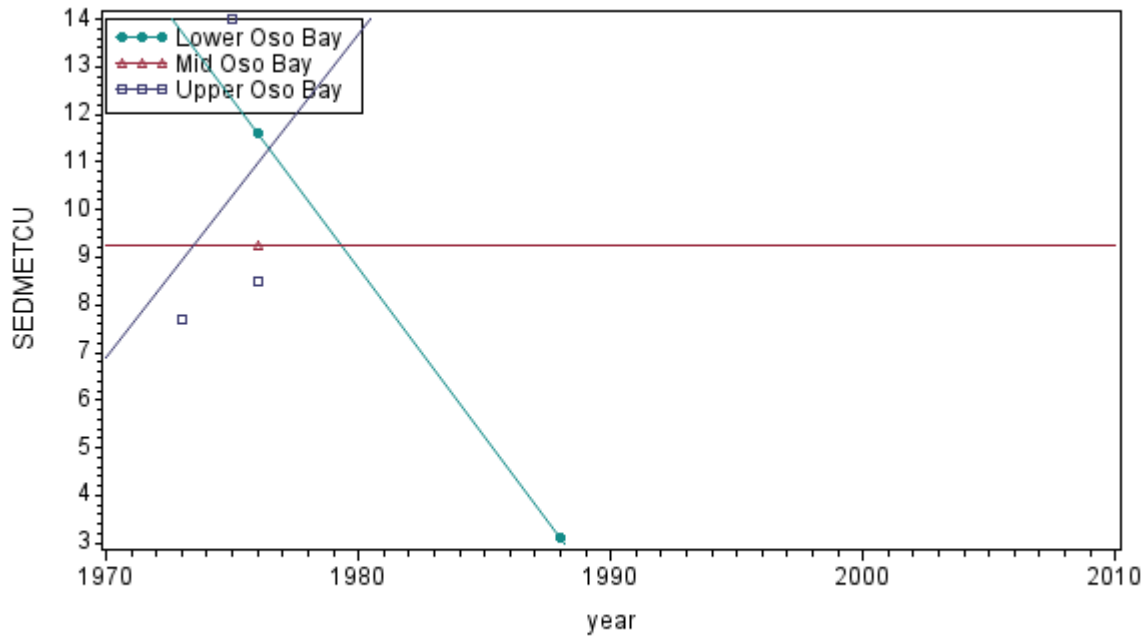
Regression Equation:
 SEDMETBA(AU Name: Lower Oso Bay) = 66902.67 - 33.58333*year
 SEDMETBA(AU Name: Mid Oso Bay) = 1550 + 0*year
 SEDMETBA(AU Name: Upper Oso Bay) = 811 + 0*year



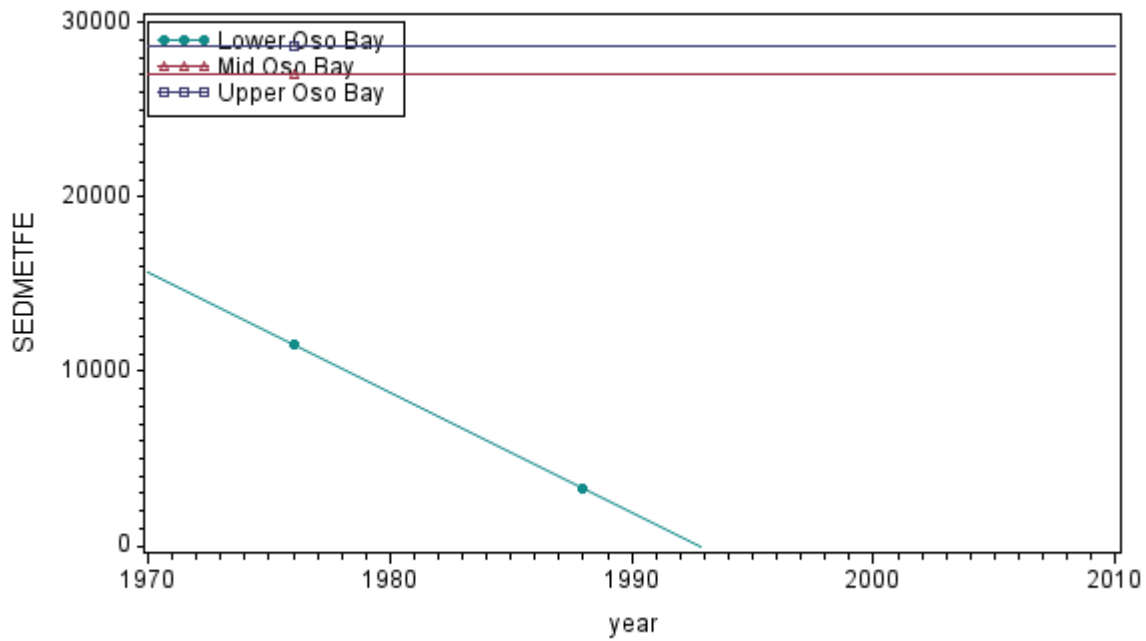
Regression Equation:
 SEDMETCD(AU Name:Lower Oso Bay) = 0+0*year
 SEDMETCD(AU Name:Mid Oso Bay) = 0+0*year
 SEDMETCD(AU Name:Upper Oso Bay) = -8943.867 + 4.533333*year



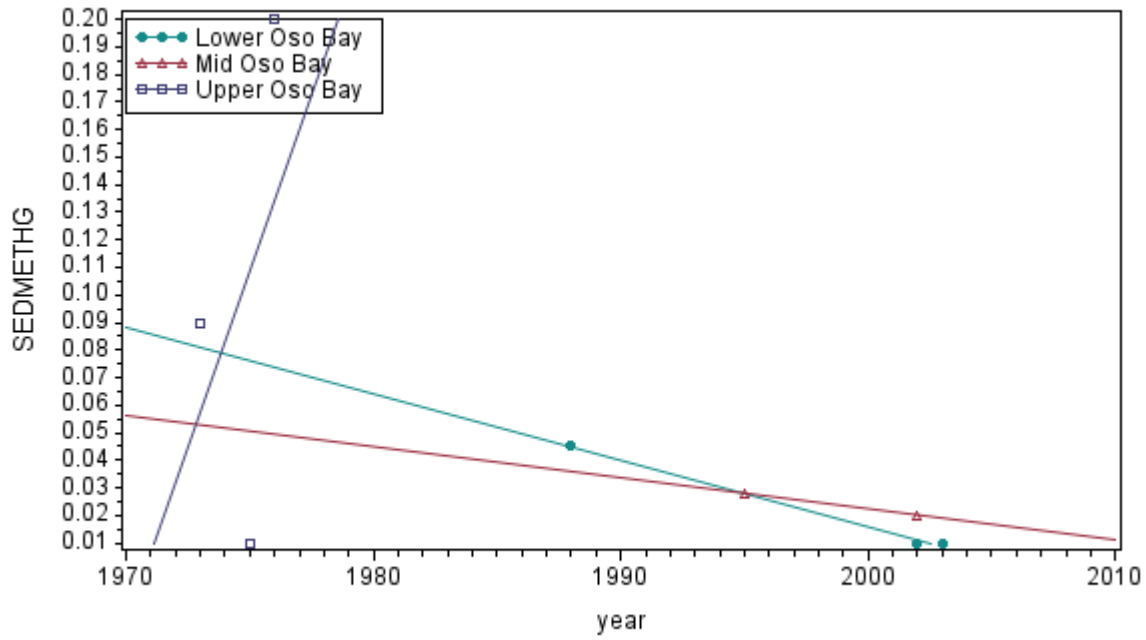
Regression Equation:
 SEDMETCR(AU Name:Lower Oso Bay) = 935.9131 - 0.465441*year
 SEDMETCR(AU Name:Mid Oso Bay) = -716.1933 + 0.366354*year
 SEDMETCR(AU Name:Upper Oso Bay) = 3424.266 - 1.727143*year



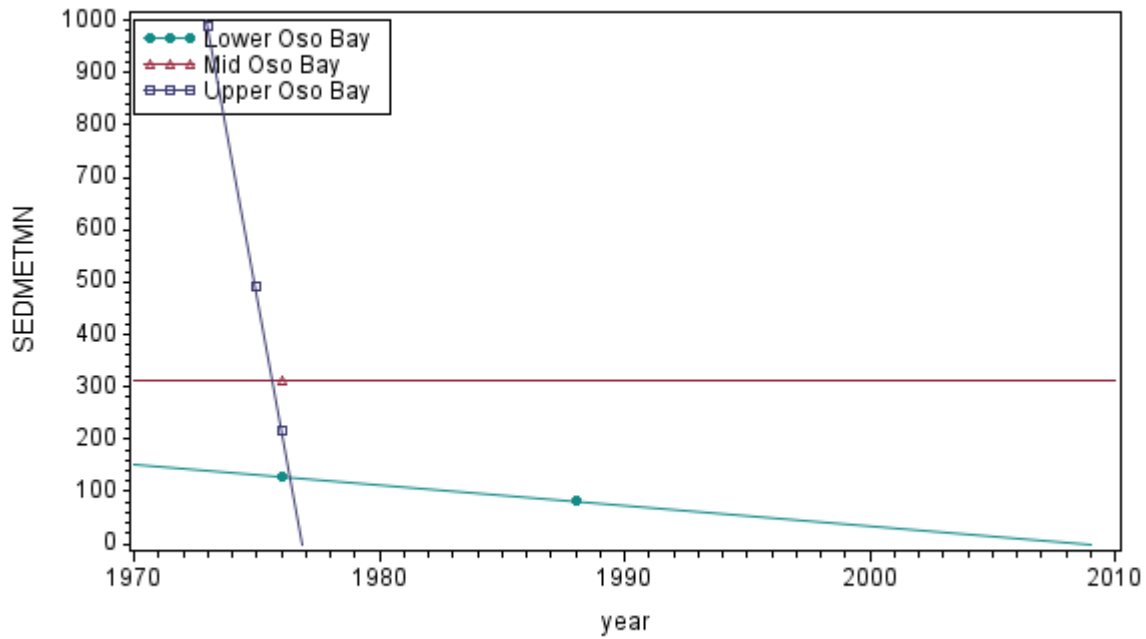
Regression Equation:
 SEDMETCU(AU Name:Lower Oso Bay) = 1411.267 - 0.708333*year
 SEDMETCU(AU Name:Mid Oso Bay) = 9.27 + 0*year
 SEDMETCU(AU Name:Upper Oso Bay) = -1329.886 + 0.678571*year



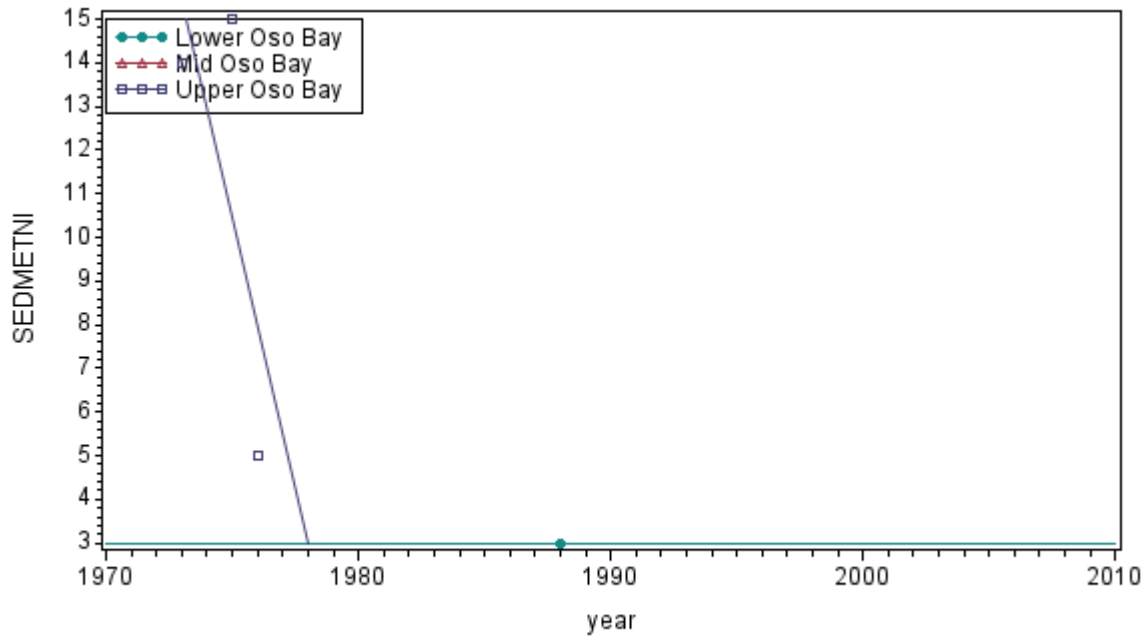
Regression Equation:
 SEDMETFE(AU Name:Lower Oso Bay) = 1370888 - 687.9167*year
 SEDMETFE(AU Name:Mid Oso Bay) = 27000 + 0*year
 SEDMETFE(AU Name:Upper Oso Bay) = 28600 + 0*year



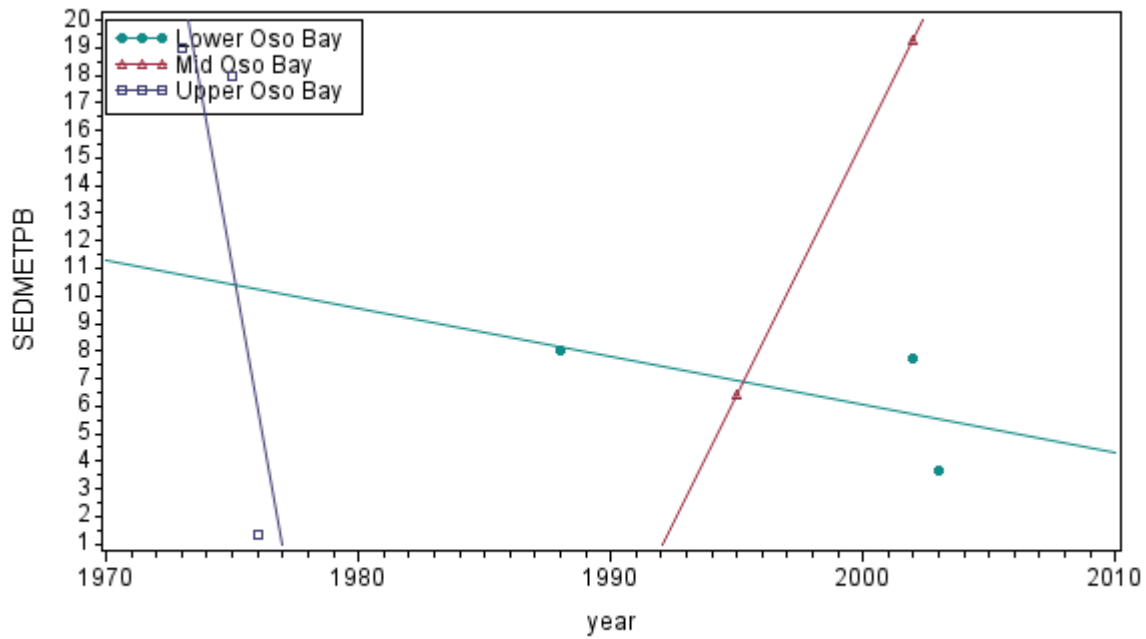
Regression Equation:
 SEDMETHG(AU Name:Lower Oso Bay) = 4.826481 - 0.002405*year
 SEDMETHG(AU Name:Mid Oso Bay) = 2.308 - 0.001143*year
 SEDMETHG(AU Name:Upper Oso Bay) = -50.67714 + 0.025714*year



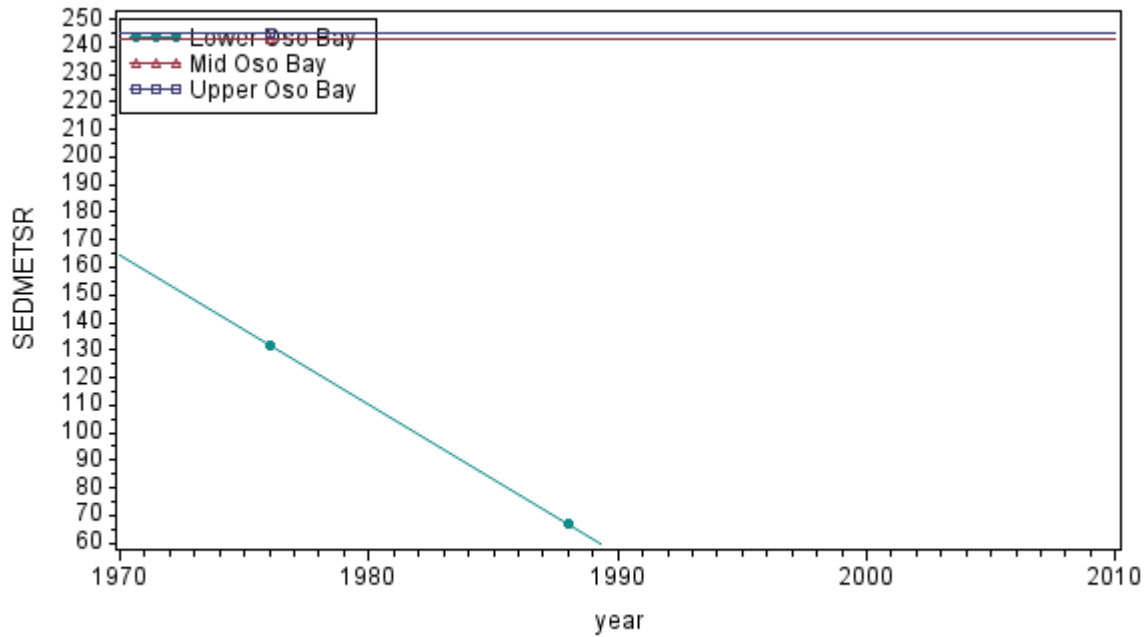
Regression Equation:
 SEDMETMN(AU Name:Lower Oso Bay) = 7818.333 - 3.891667*year
 SEDMETMN(AU Name:Mid Oso Bay) = 312 + 0*year
 SEDMETMN(AU Name:Upper Oso Bay) = 506925.8 - 256.4286*year



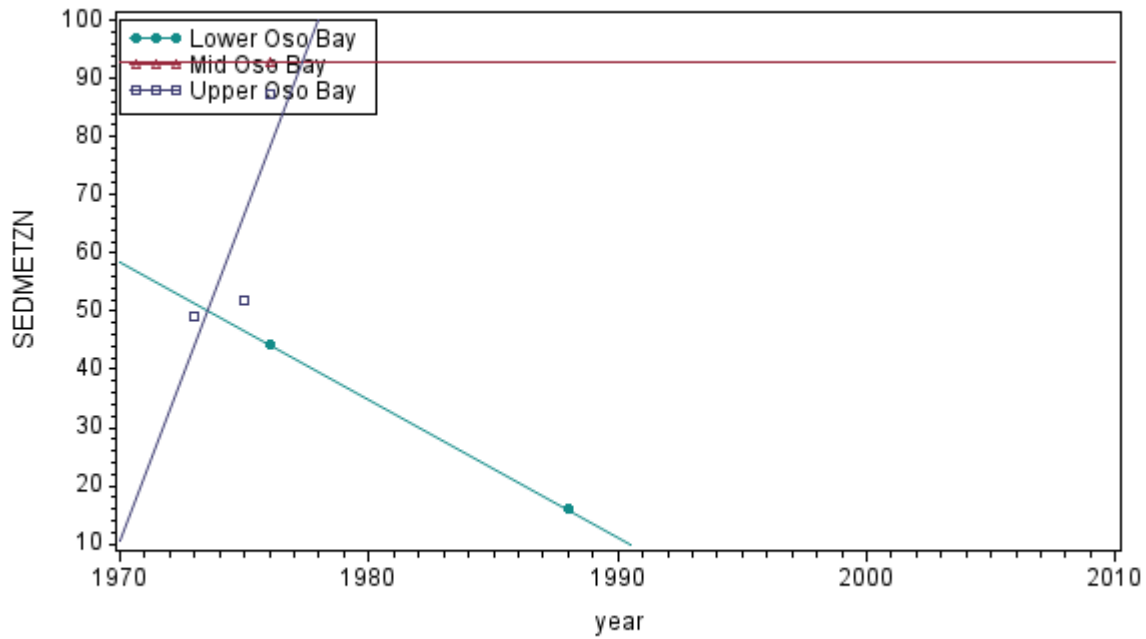
Regression Equation:
 SEDMETNI(AU Name: Lower Oso Bay) = 3 + 0*year
 SEDMETNI(AU Name: Mid Oso Bay) = 0 + 0*year
 SEDMETNI(AU Name: Upper Oso Bay) = 4948 - 2.5*year



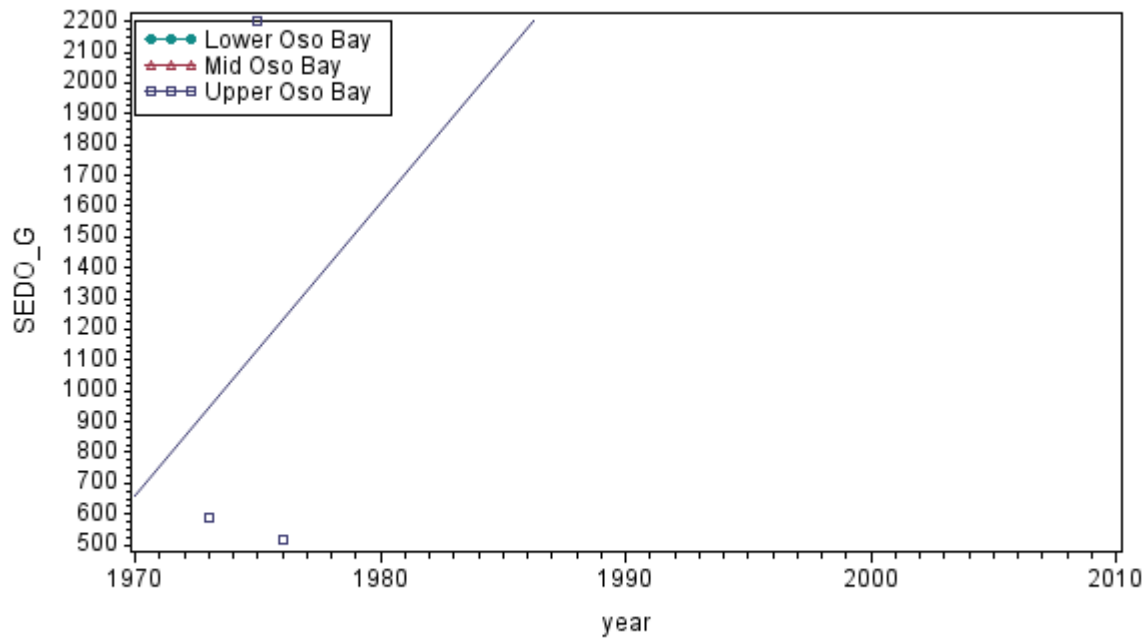
Regression Equation:
 SEDMETPB(AU Name: Lower Oso Bay) = 353.6308 - 0.173791*year
 SEDMETPB(AU Name: Mid Oso Bay) = -3672.96 + 1.844286*year
 SEDMETPB(AU Name: Upper Oso Bay) = 10139.99 - 5.128571*year



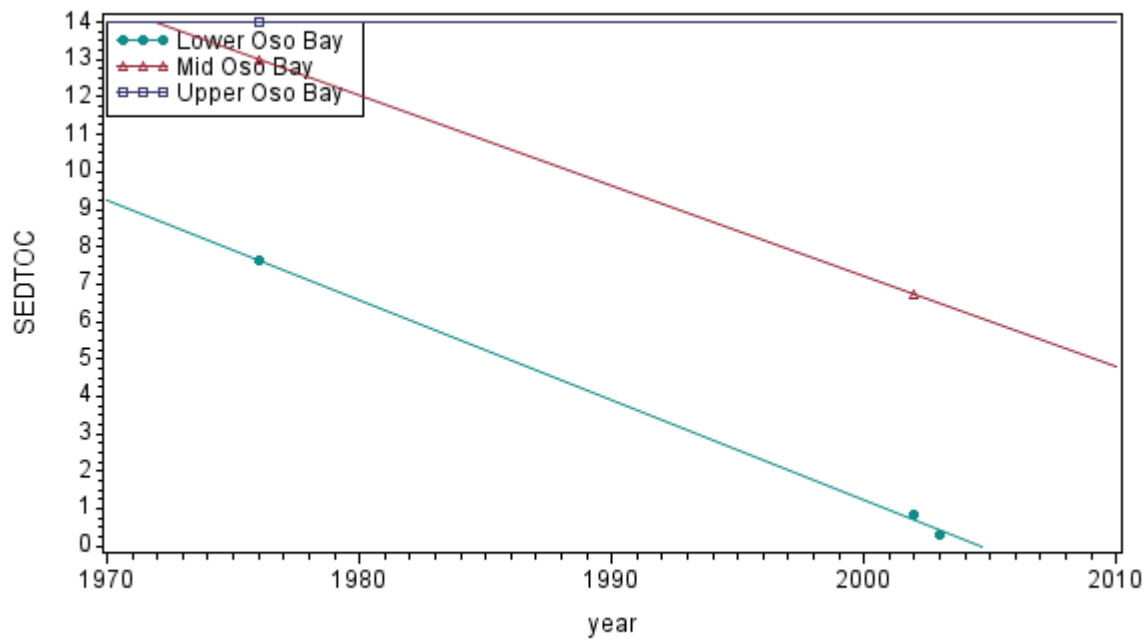
Regression Equation:
 SEDMETSr(AU Name:Lower Oso Bay) = 10802.4 - 5.4*year
 SEDMETSr(AU Name:Mid Oso Bay) = 243 + 0*year
 SEDMETSr(AU Name:Upper Oso Bay) = 245 + 0*year



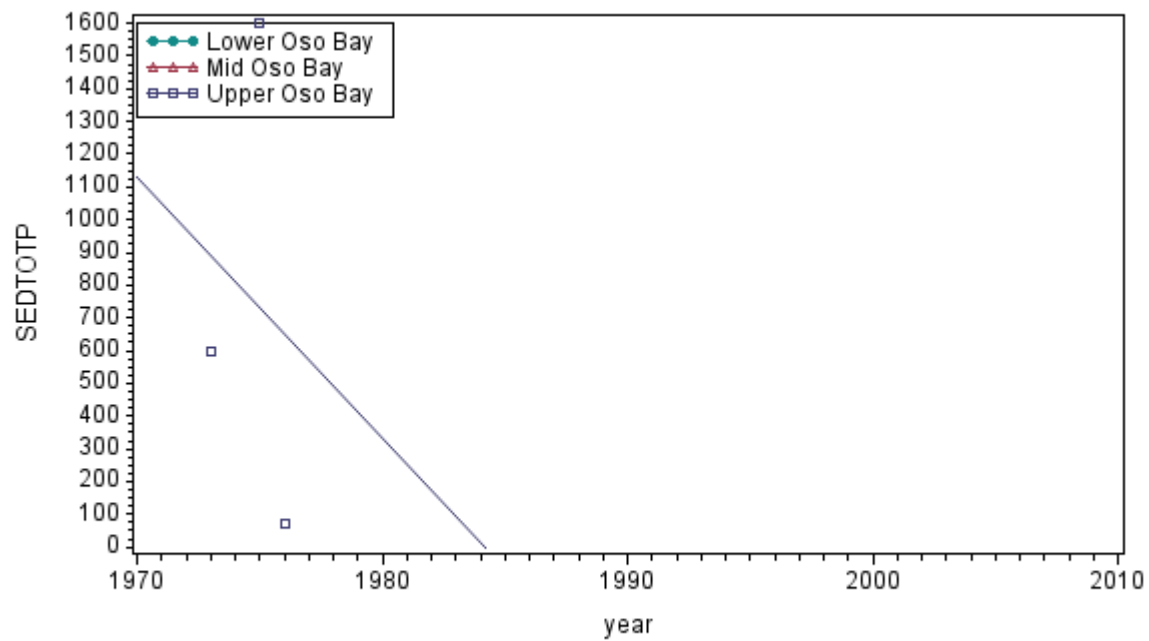
Regression Equation:
 SEDMETZn(AU Name:Lower Oso Bay) = 4702.71 - 2.3575*year
 SEDMETZn(AU Name:Mid Oso Bay) = 92.8 + 0*year
 SEDMETZn(AU Name:Upper Oso Bay) = -22025.26 + 11.18571*year



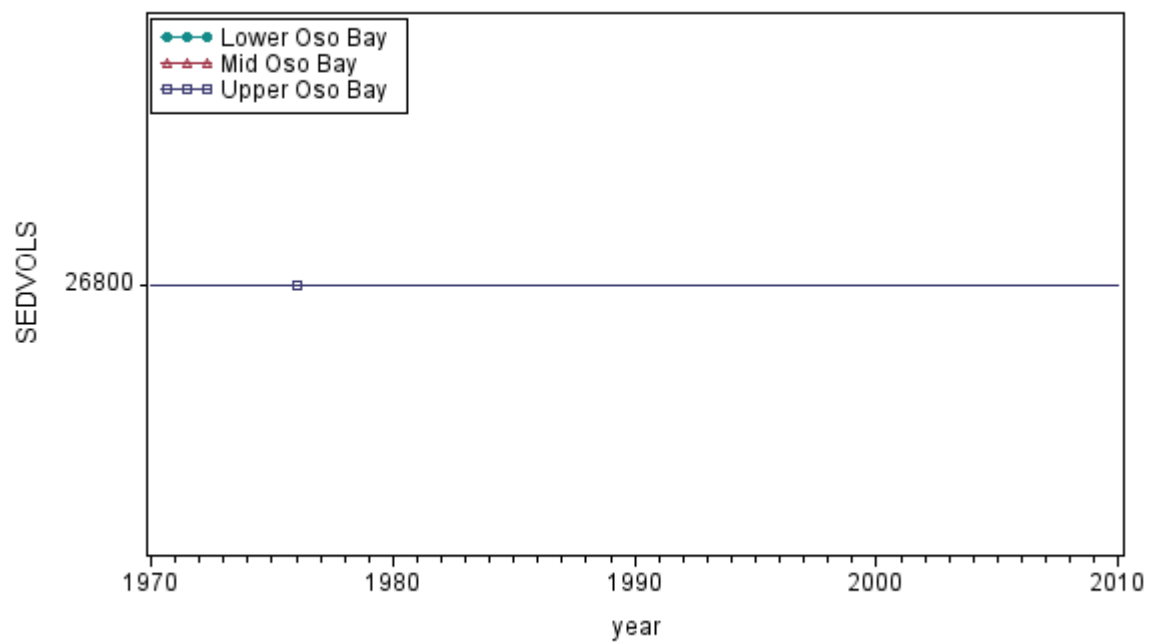
Regression Equation:
 SEDO_G(AU_Name:Lower Oso Bay) = 0 + 0*year
 SEDO_G(AU_Name:Mid Oso Bay) = 0 + 0*year
 SEDO_G(AU_Name:Upper Oso Bay) = -186490 + 95*year



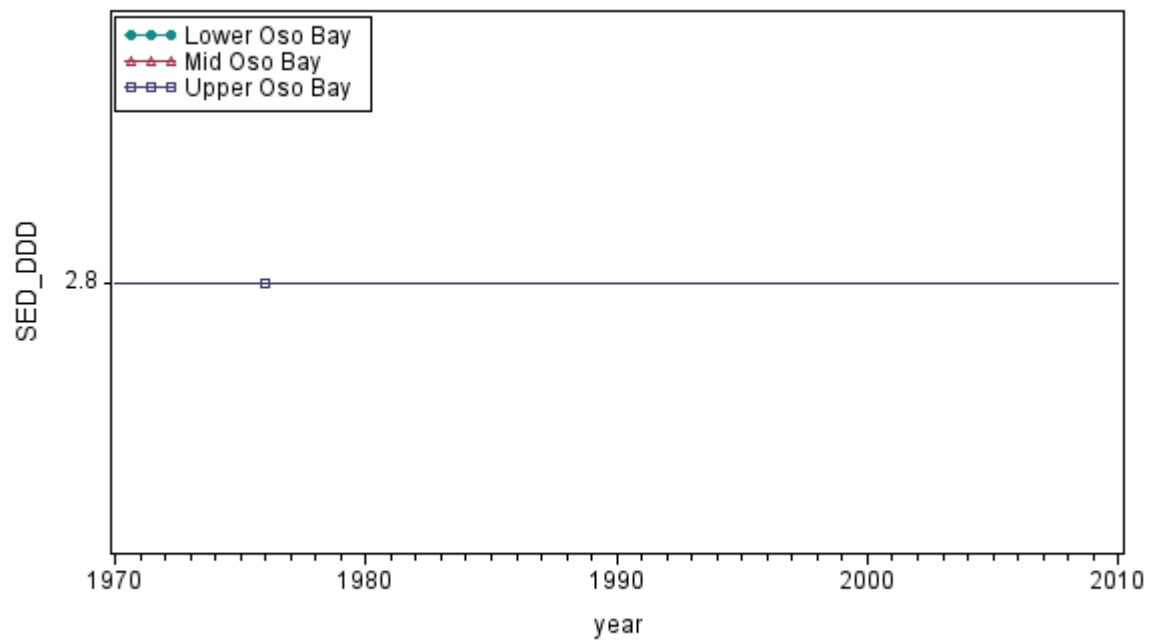
Regression Equation:
 SEDTOC(AU_Name:Lower Oso Bay) = 534.1409 - 0.266453*year
 SEDTOC(AU_Name:Mid Oso Bay) = 490.28 - 0.241538*year
 SEDTOC(AU_Name:Upper Oso Bay) = 14 + 0*year



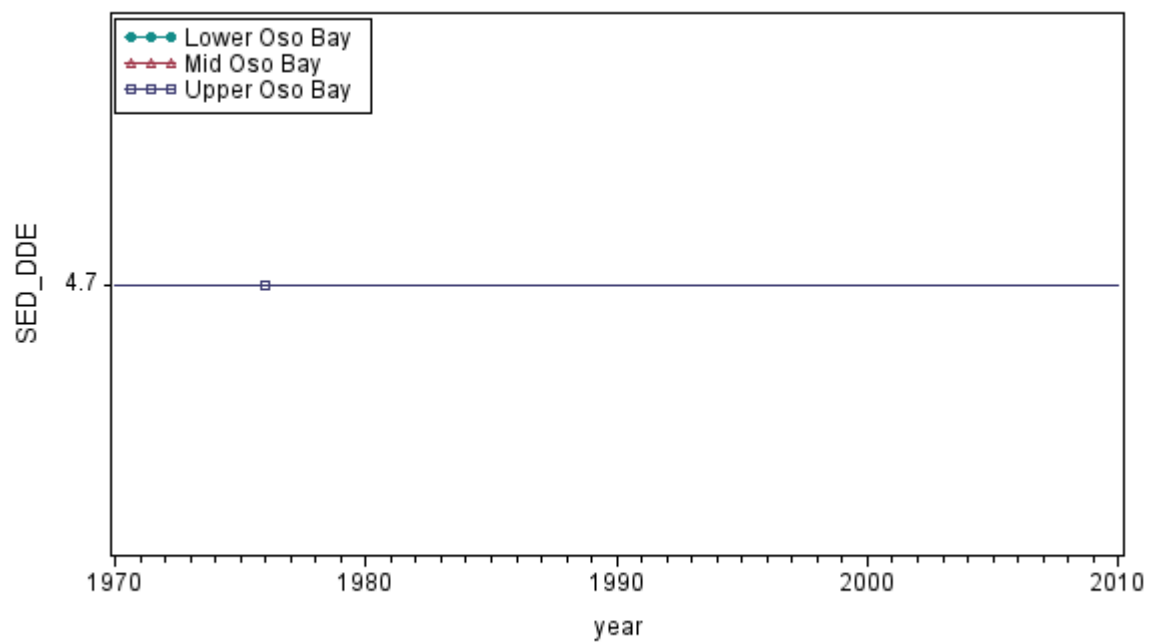
Regression Equation:
 SEDTOTP(AU_Name:Lower Oso Bay) = 0 + 0*year
 SEDTOTP(AU_Name:Mid Oso Bay) = 0 + 0*year
 SEDTOTP(AU_Name:Upper Oso Bay) = 157264 - 79.25714*year



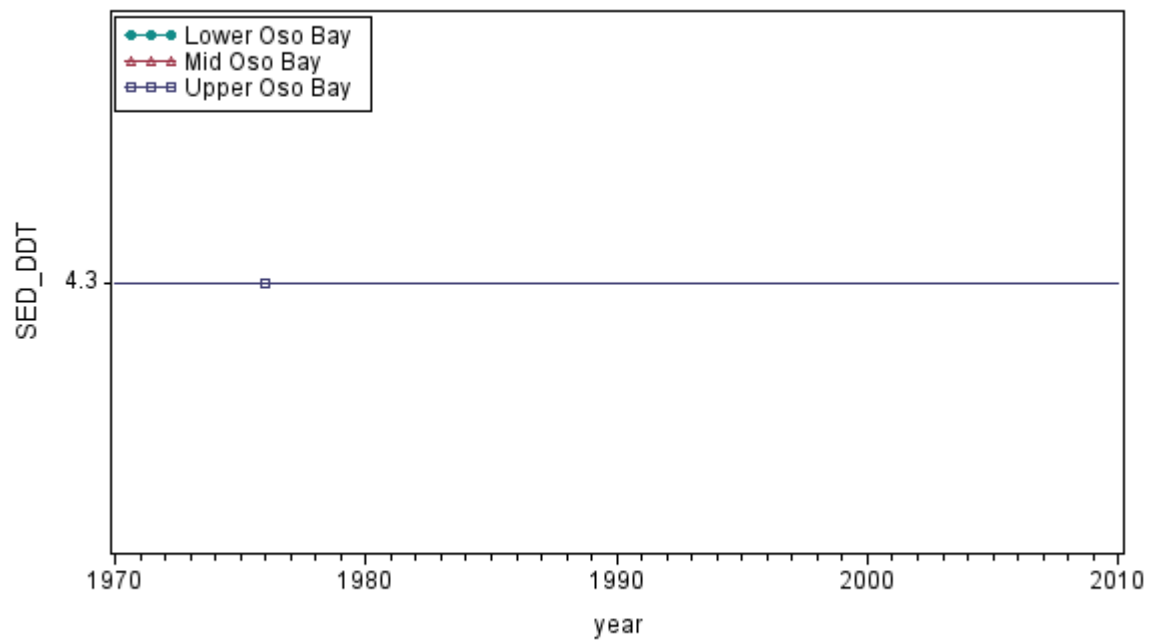
Regression Equation:
 SEDVOLS(AU_Name:Lower Oso Bay) = 0 + 0*year
 SEDVOLS(AU_Name:Mid Oso Bay) = 0 + 0*year
 SEDVOLS(AU_Name:Upper Oso Bay) = 26800 + 0*year



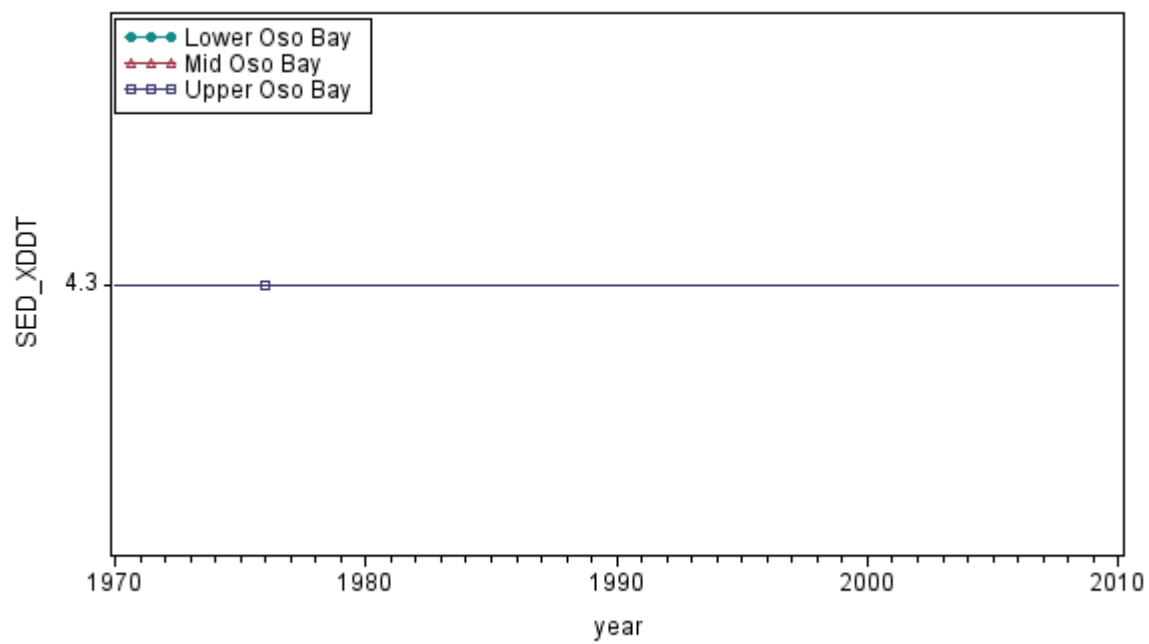
Regression Equation:
 $SED_DDD(AU_Name:Lower\ Oso\ Bay) = 0 + 0 \cdot year$
 $SED_DDD(AU_Name:Mid\ Oso\ Bay) = 0 + 0 \cdot year$
 $SED_DDD(AU_Name:Upper\ Oso\ Bay) = 2.8 + 0 \cdot year$



Regression Equation:
 $SED_DDE(AU_Name:Lower\ Oso\ Bay) = 0 + 0 \cdot year$
 $SED_DDE(AU_Name:Mid\ Oso\ Bay) = 0 + 0 \cdot year$
 $SED_DDE(AU_Name:Upper\ Oso\ Bay) = 4.7 + 0 \cdot year$

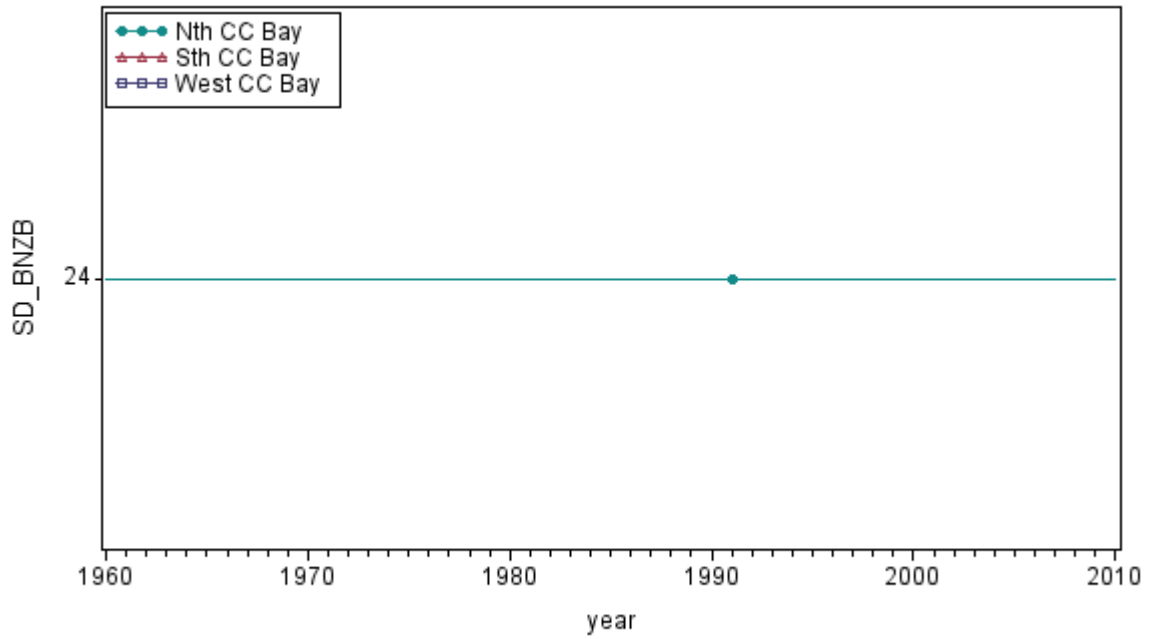


Regression Equation:
 $SED_DDT(AU_Name:Lower\ Oso\ Bay) = 0 + 0 \cdot year$
 $SED_DDT(AU_Name:Mid\ Oso\ Bay) = 0 + 0 \cdot year$
 $SED_DDT(AU_Name:Upper\ Oso\ Bay) = 4.3 + 0 \cdot year$

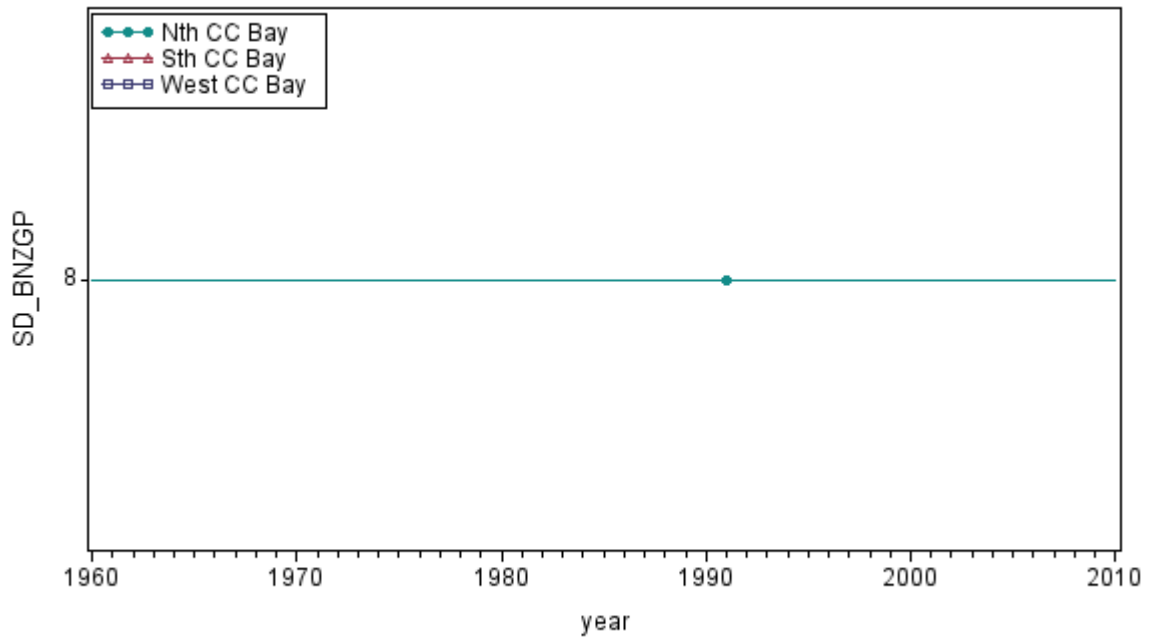


Regression Equation:
 $SED_XDDT(AU_Name:Lower\ Oso\ Bay) = 0 + 0 \cdot year$
 $SED_XDDT(AU_Name:Mid\ Oso\ Bay) = 0 + 0 \cdot year$
 $SED_XDDT(AU_Name:Upper\ Oso\ Bay) = 4.3 + 0 \cdot year$

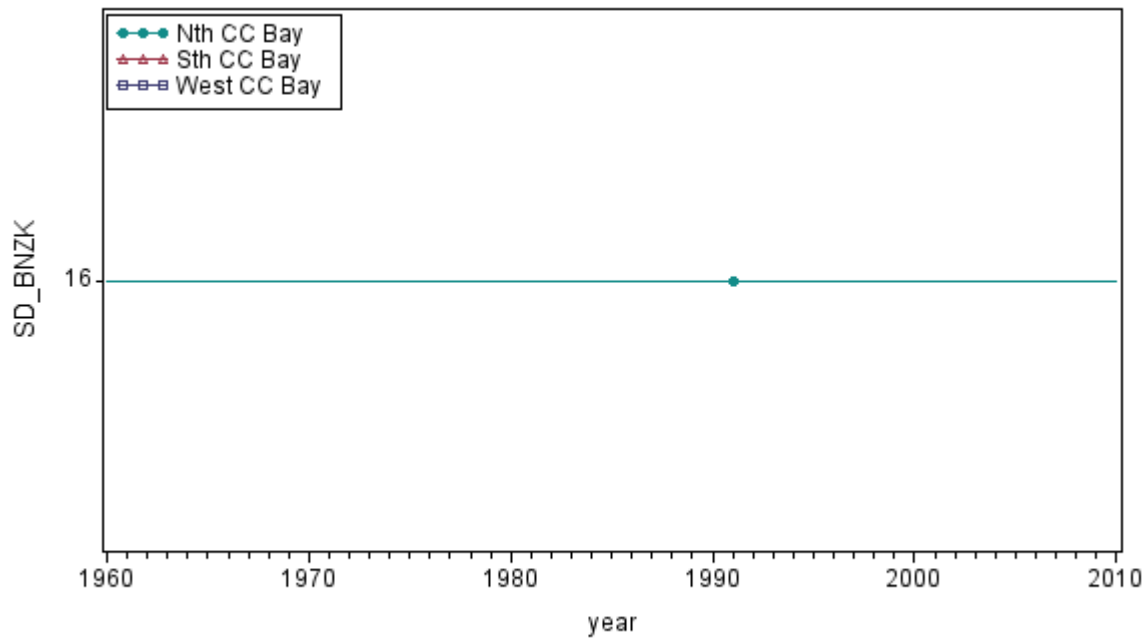
SQ3: Lower Corpus Christi Bay



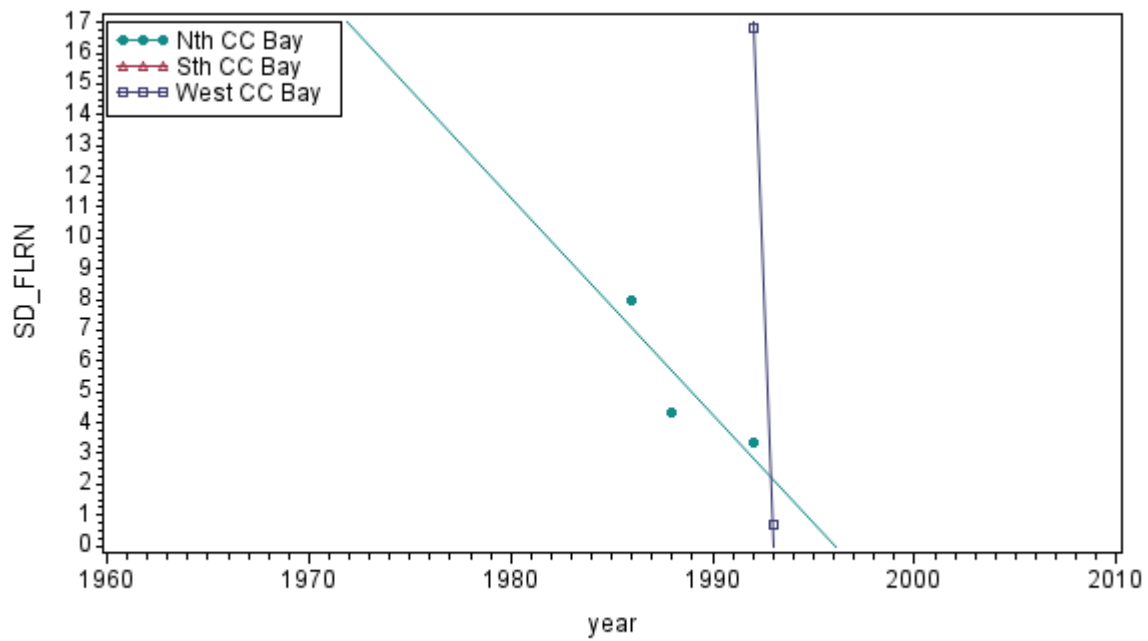
Regression Equation:
 $SD_BNZN(AU_Name=Nth\ CC\ Bay) = 24 + 0 \cdot year$
 $SD_BNZN(AU_Name=Sth\ CC\ Bay) = 0 + 0 \cdot year$
 $SD_BNZN(AU_Name=West\ CC\ Bay) = 0 + 0 \cdot year$



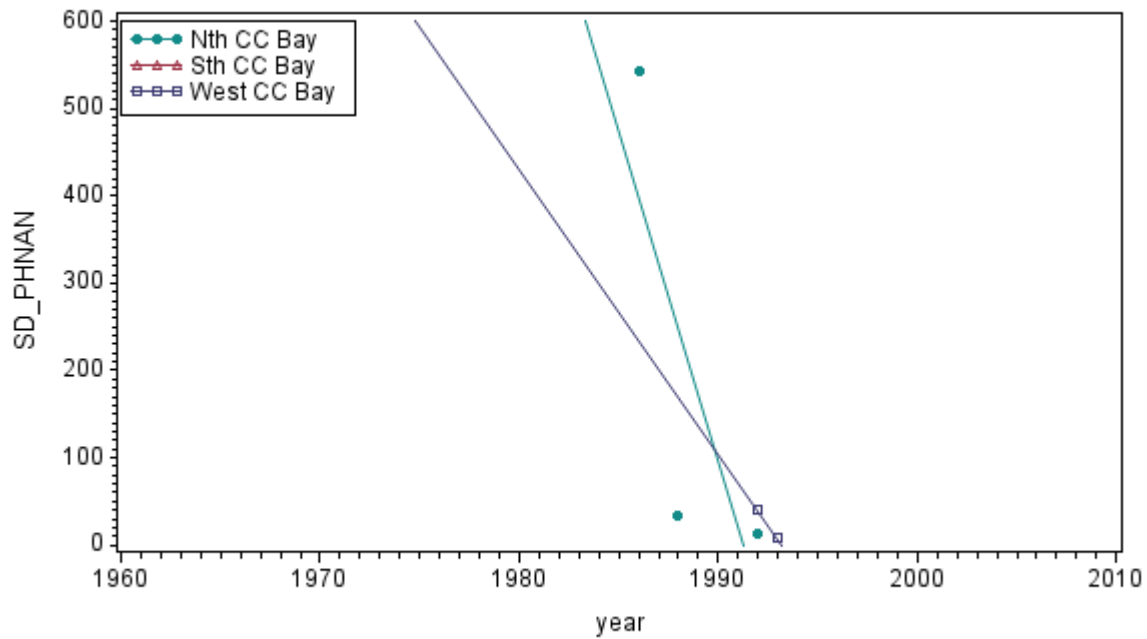
Regression Equation:
 $SD_BNZN(AU_Name=Nth\ CC\ Bay) = 8 + 0 \cdot year$
 $SD_BNZN(AU_Name=Sth\ CC\ Bay) = 0 + 0 \cdot year$
 $SD_BNZN(AU_Name=West\ CC\ Bay) = 0 + 0 \cdot year$



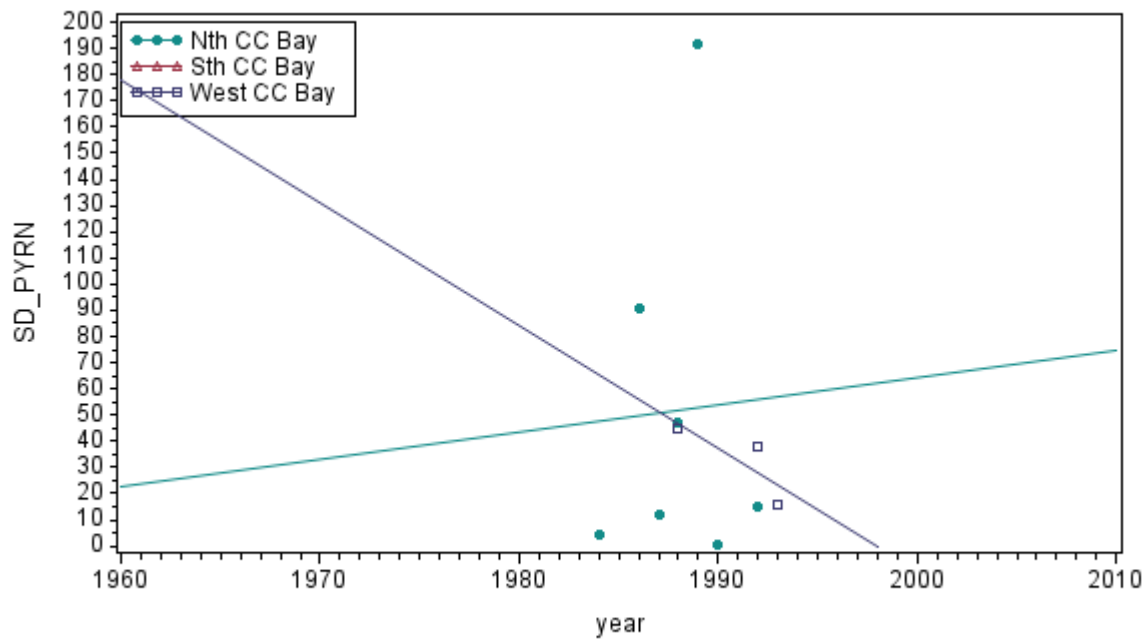
Regression Equation:
 $SD_BNZNK(AU_Name=Nth\ CC\ Bay) = 16 + 0 \cdot year$
 $SD_BNZNK(AU_Name=Sth\ CC\ Bay) = 0 + 0 \cdot year$
 $SD_BNZNK(AU_Name=West\ CC\ Bay) = 0 + 0 \cdot year$



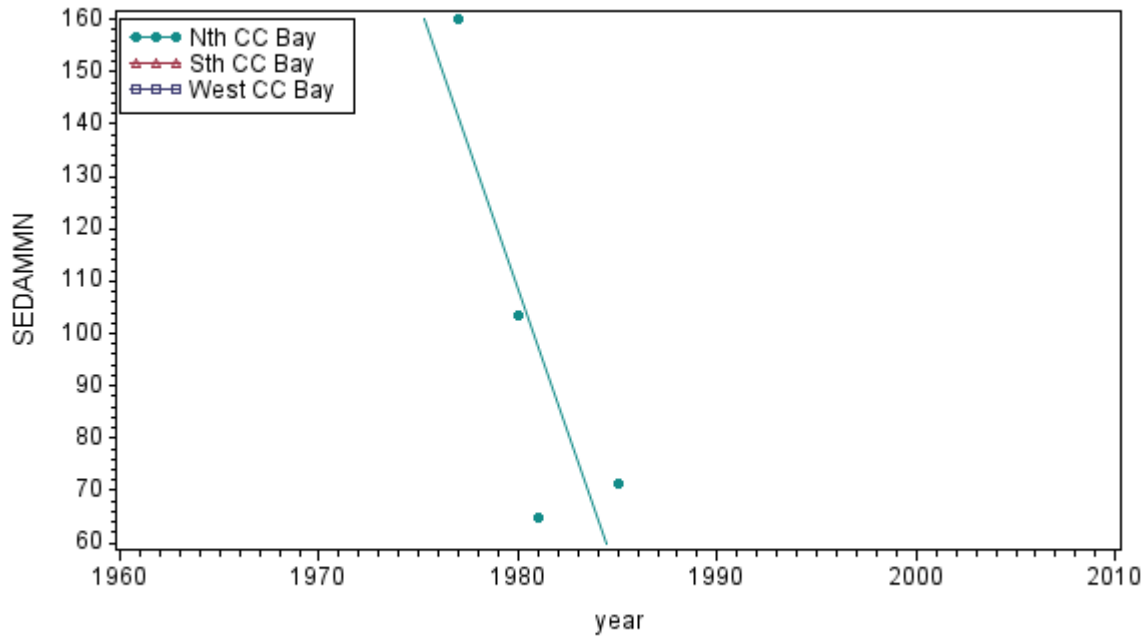
Regression Equation:
 $SD_FLRN(AU_Name=Nth\ CC\ Bay) = 1401.898 - 0.702321 \cdot year$
 $SD_FLRN(AU_Name=Sth\ CC\ Bay) = 0 + 0 \cdot year$
 $SD_FLRN(AU_Name=West\ CC\ Bay) = 32088 - 16.1 \cdot year$



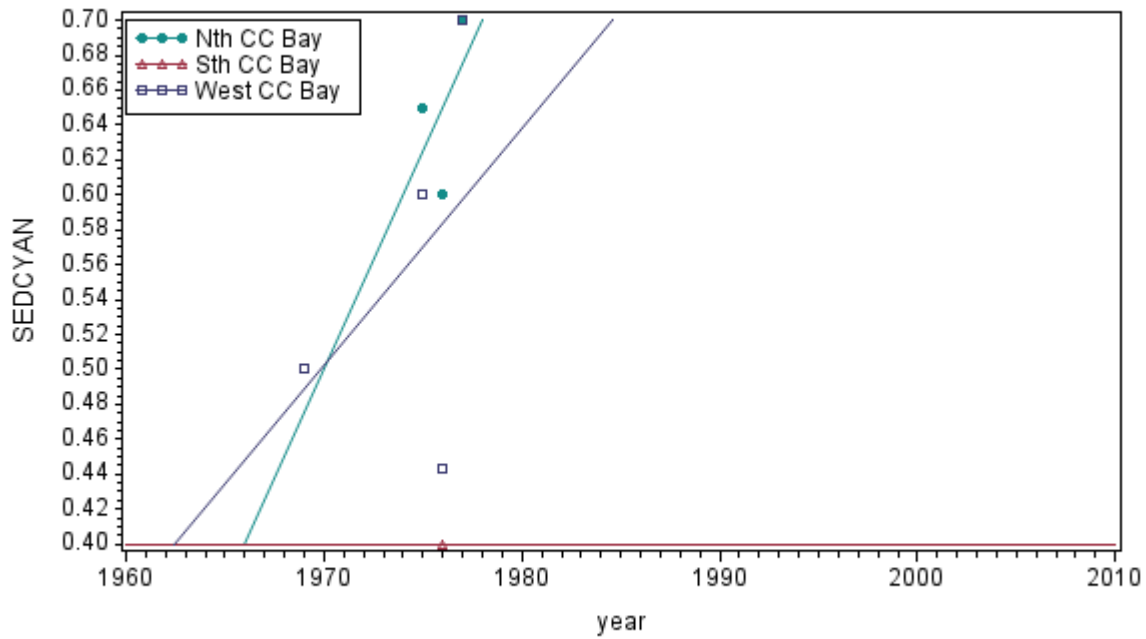
Regression Equation:
 $SD_PHNAN(AU_Name:Nth\ CC\ Bay) = 151979.9 - 76.3244 \cdot year$
 $SD_PHNAN(AU_Name:Sth\ CC\ Bay) = 0 + 0 \cdot year$
 $SD_PHNAN(AU_Name:West\ CC\ Bay) = 64779.9 - 32.5 \cdot year$



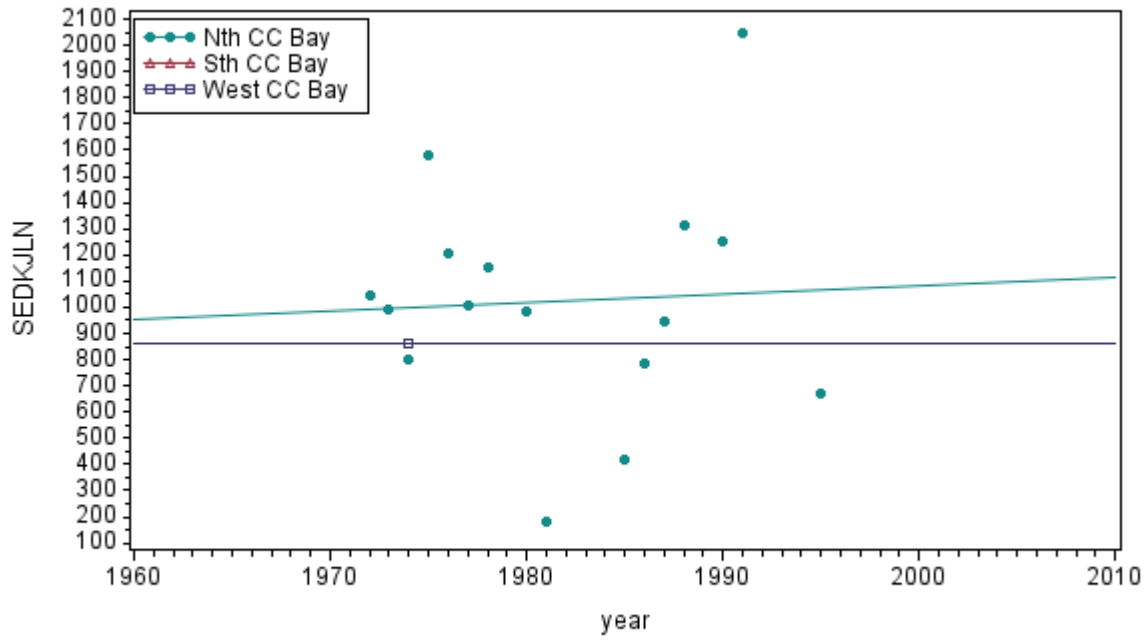
Regression Equation:
 $SD_PYRN(AU_Name:Nth\ CC\ Bay) = -2007.748 + 1.035873 \cdot year$
 $SD_PYRN(AU_Name:Sth\ CC\ Bay) = 0 + 0 \cdot year$
 $SD_PYRN(AU_Name:West\ CC\ Bay) = 9362.107 - 4.685714 \cdot year$



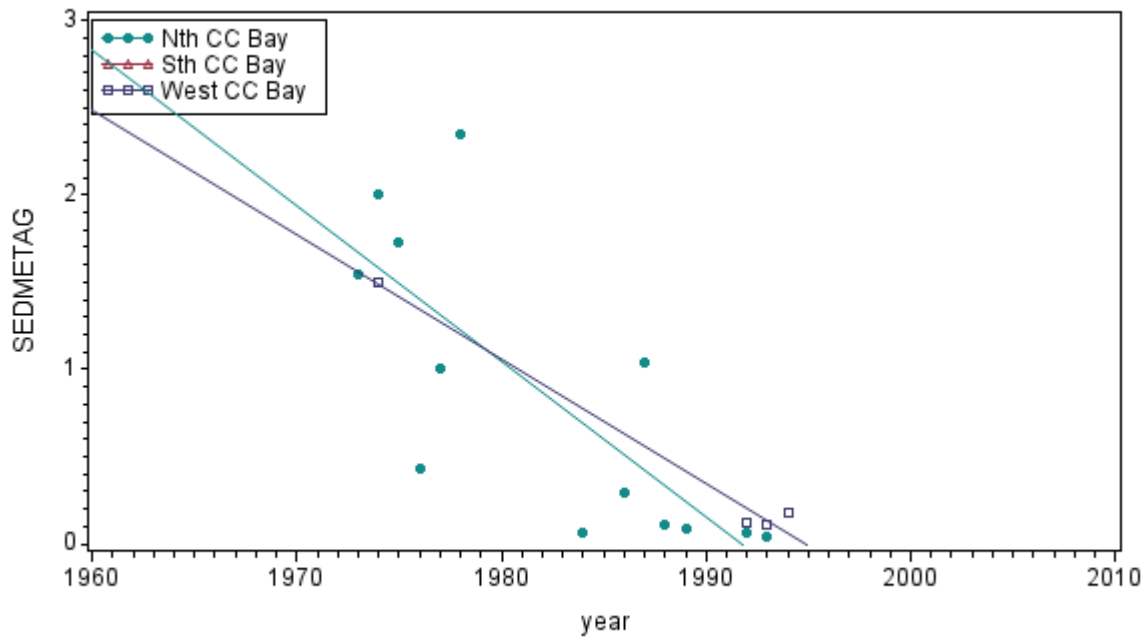
Regression Equation:
 SEDAMMN(AU Name:Nth CC Bay) = 21760.1 - 10.93537*year
 SEDAMMN(AU Name:Sth CC Bay) = 0 + 0*year
 SEDAMMN(AU Name:WestCC Bay) = 0 + 0*year



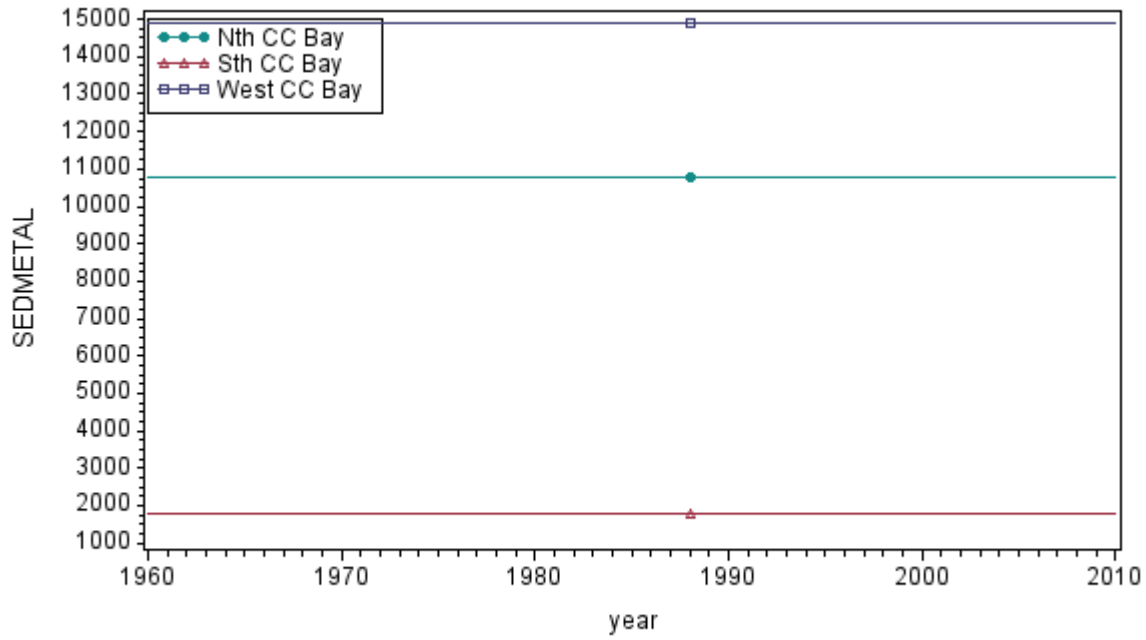
Regression Equation:
 SEDCYAN(AU Name:Nth CC Bay) = -48.75 + 0.025*year
 SEDCYAN(AU Name:Sth CC Bay) = 0.4 + 0*year
 SEDCYAN(AU Name:WestCC Bay) = -26.18719 + 0.013548*year



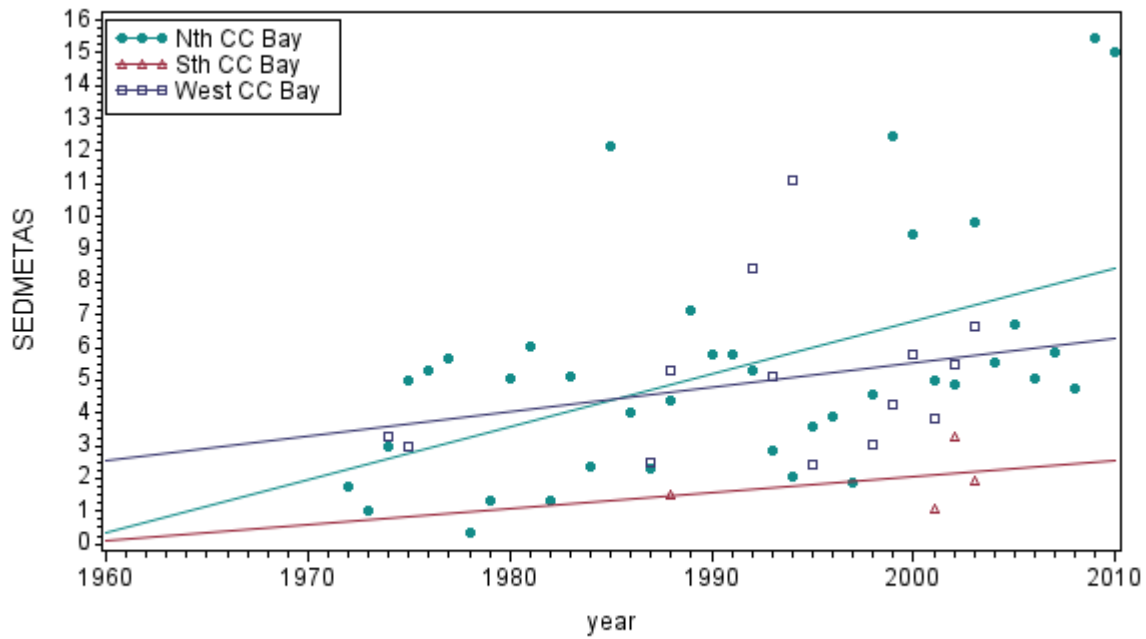
Regression Equation:
 SEDKJLN(AU_Name\Nth CC Bay) = -5090.67 + 3.085293*year
 SEDKJLN(AU_Name\Sth CC Bay) = 0 + 0*year
 SEDKJLN(AU_Name\WestCC Bay) = 865 + 0*year



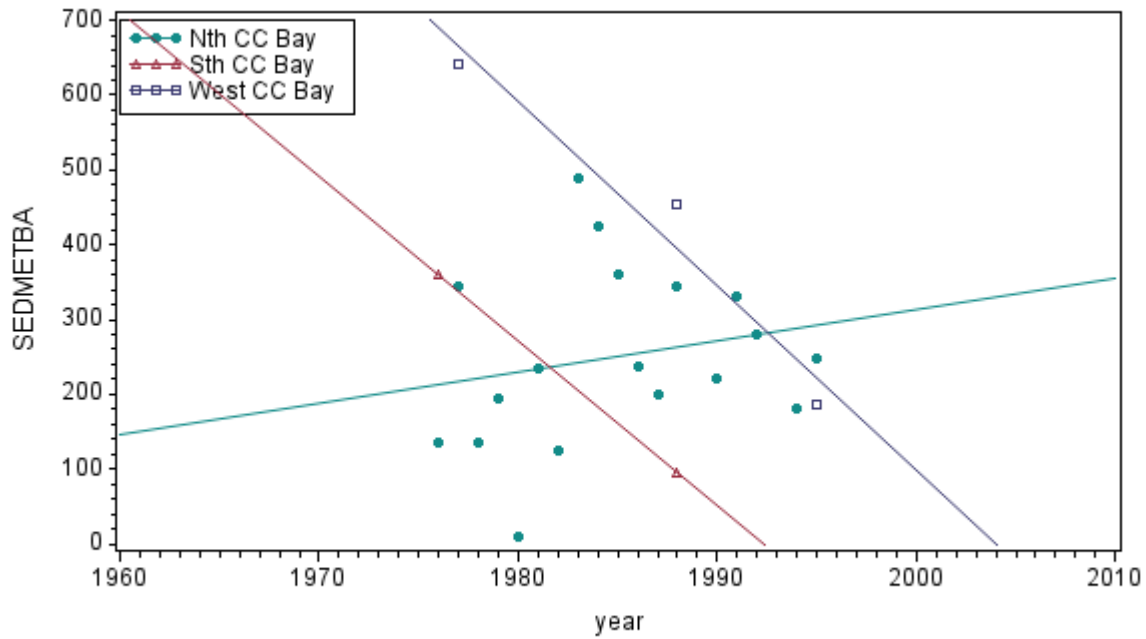
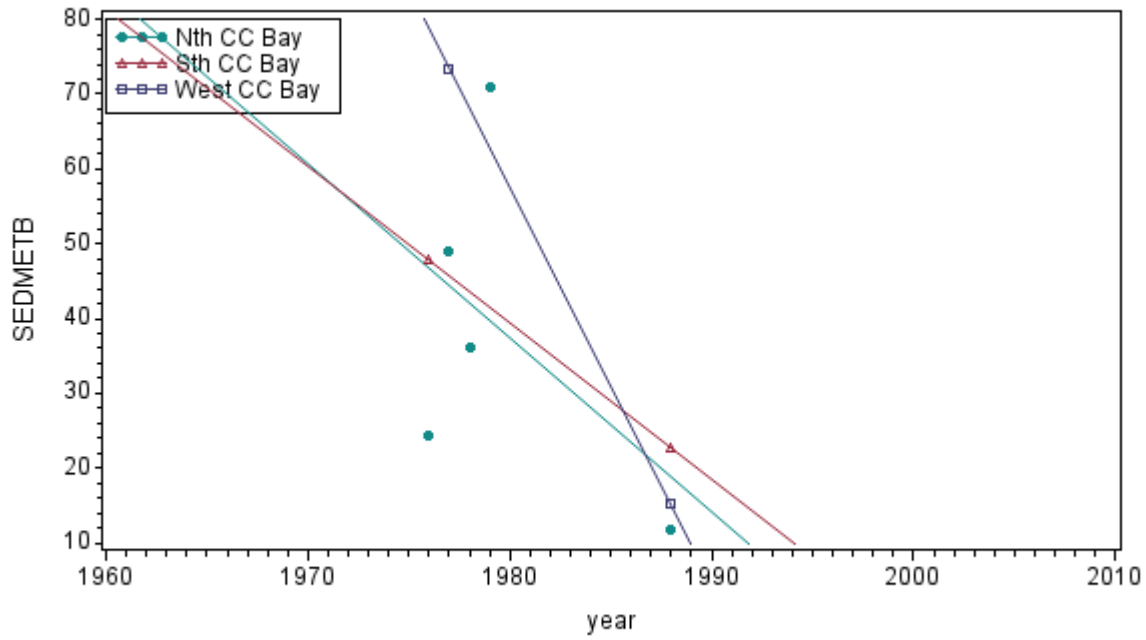
Regression Equation:
 SEDMETAG(AU_Name\Nth CC Bay) = 177.7509 - 0.089244*year
 SEDMETAG(AU_Name\Sth CC Bay) = 0 + 0*year
 SEDMETAG(AU_Name\WestCC Bay) = 141.8315 - 0.071095*year

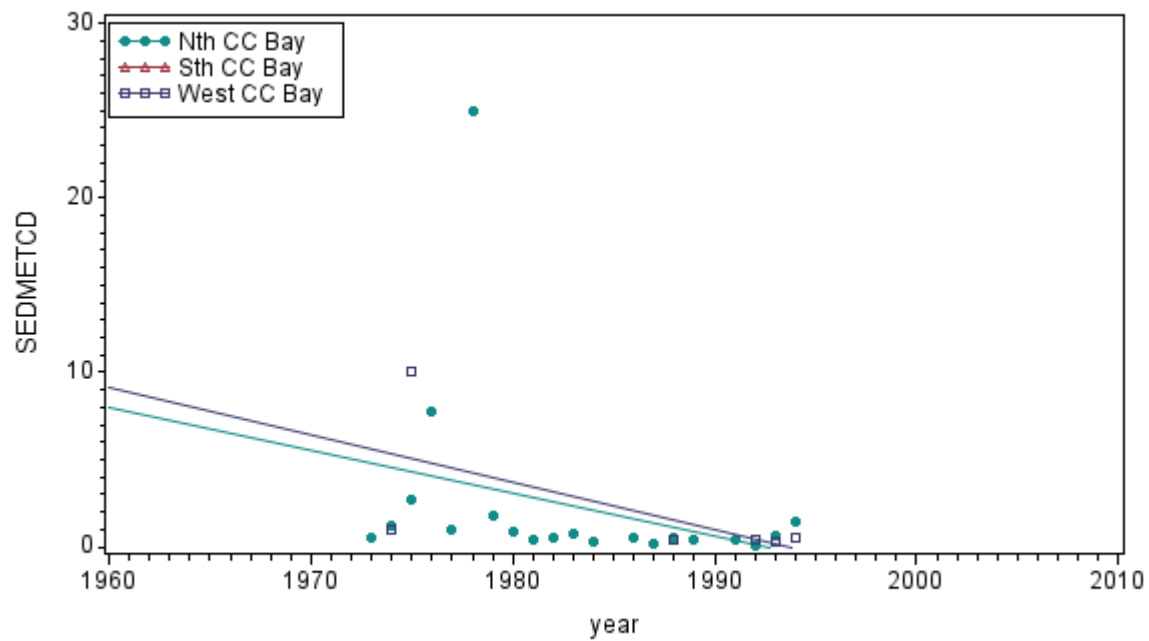


Regression Equation:
 SEDMETAL(AU_Name\Nth CC Bay) = 10759.88 + 0*year
 SEDMETAL(AU_Name\Sth CC Bay) = 1803.333 + 0*year
 SEDMETAL(AU_Name\WestCC Bay) = 14889 + 0*year

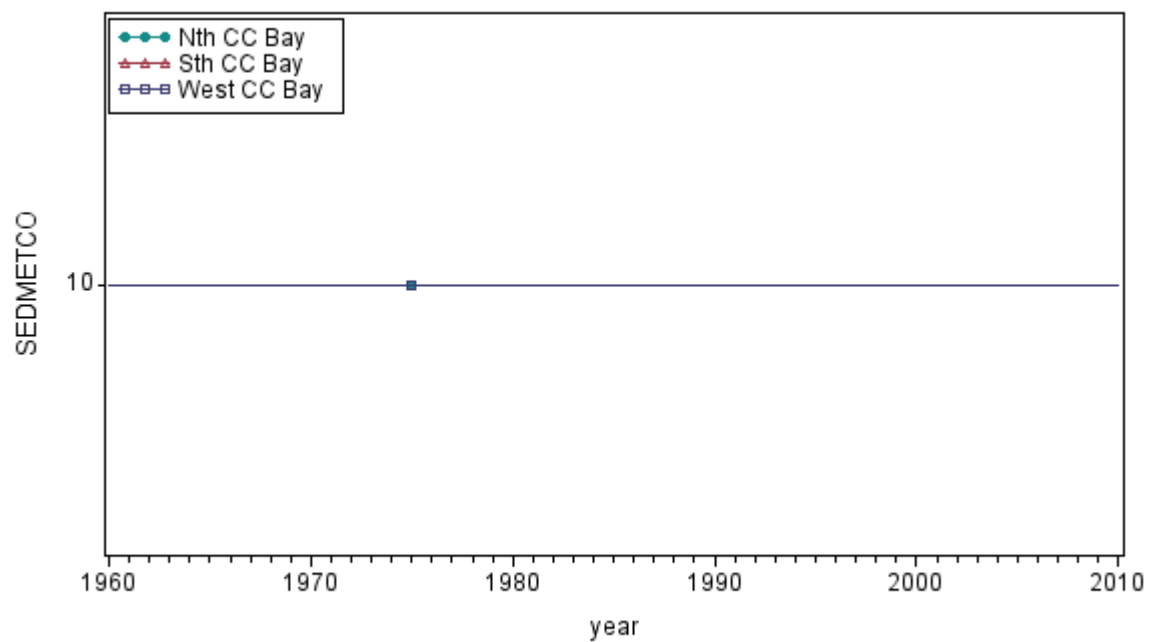


Regression Equation:
 SEDMETAS(AU_Name\Nth CC Bay) = -316.5532 + 0.161682*year
 SEDMETAS(AU_Name\Sth CC Bay) = -93.83016 + 0.047936*year
 SEDMETAS(AU_Name\WestCC Bay) = -143.1439 + 0.07434*year

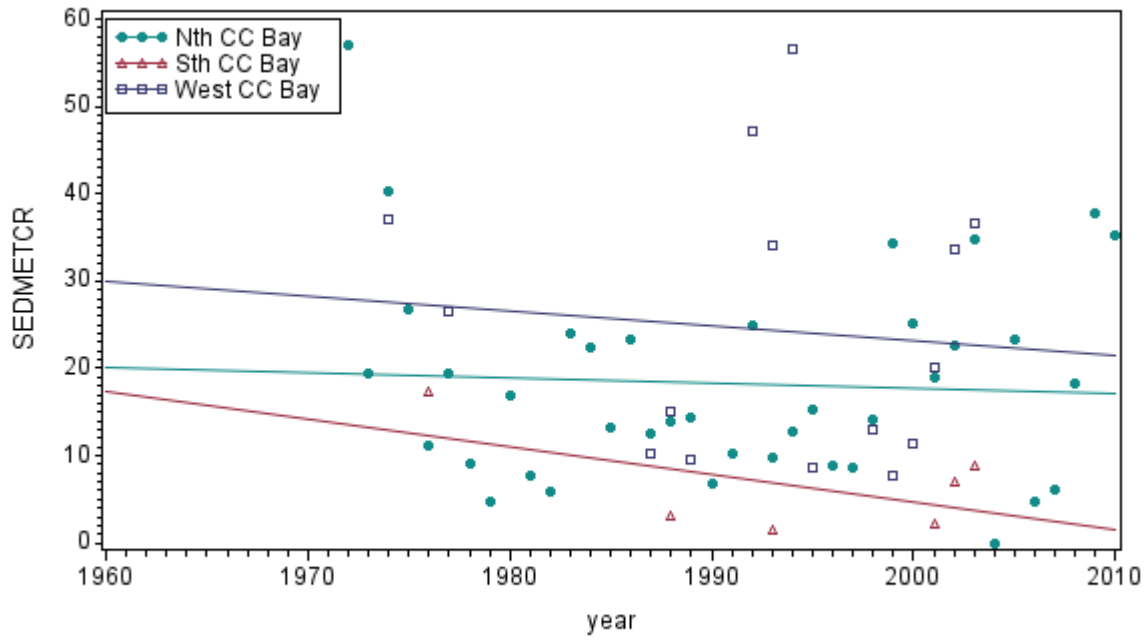




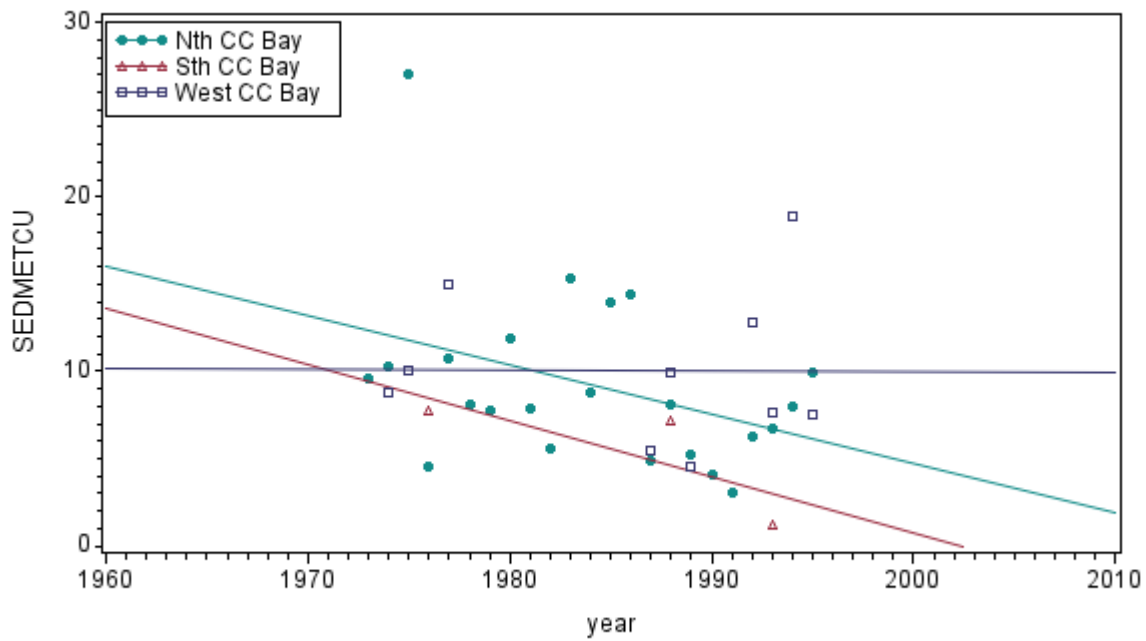
Regression Equation:
 SEDMETCD(AU-Name\Nth CC Bay) = 490.3815 - 0.246093*year
 SEDMETCD(AU-Name\Sth CC Bay) = 0 + 0*year
 SEDMETCD(AU-Name\WestCC Bay) = 535.1552 - 0.268402*year



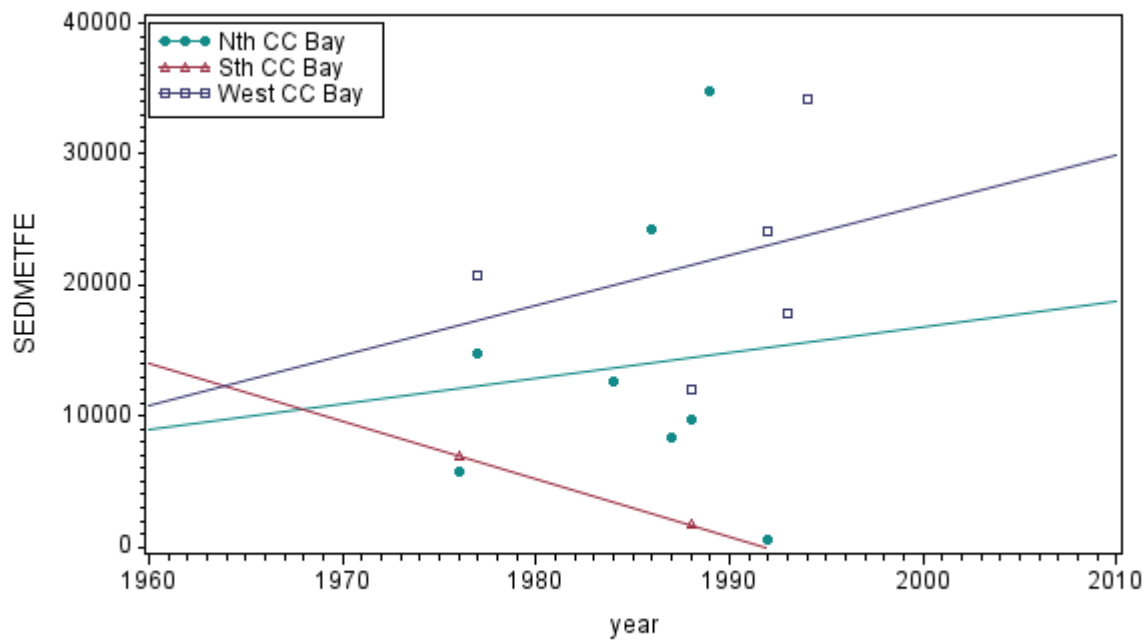
Regression Equation:
 SEDMETCO(AU-Name\Nth CC Bay) = 10 + 0*year
 SEDMETCO(AU-Name\Sth CC Bay) = 0 + 0*year
 SEDMETCO(AU-Name\WestCC Bay) = 10 + 0*year



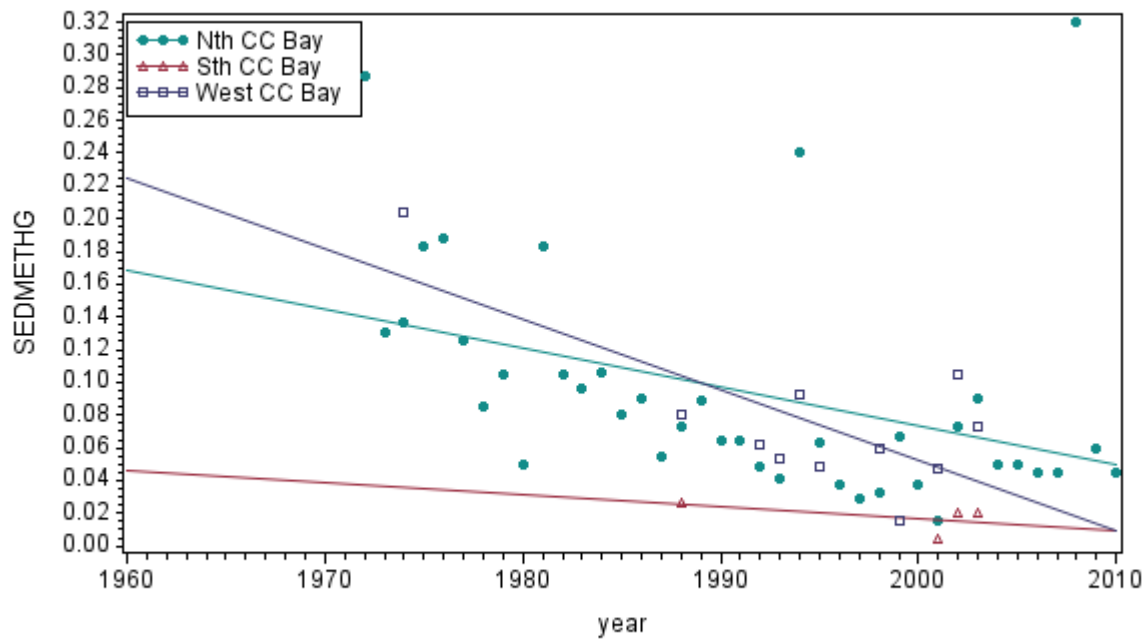
Regression Equation:
 SEDMETCR(AU-Name\Nth CC Bay) = 136.6753 - 0.059444*year
 SEDMETCR(AU-Name\Sth CC Bay) = 637.0898 - 0.316172*year
 SEDMETCR(AU-Name\WestCC Bay) = 363.3833 - 0.170074*year



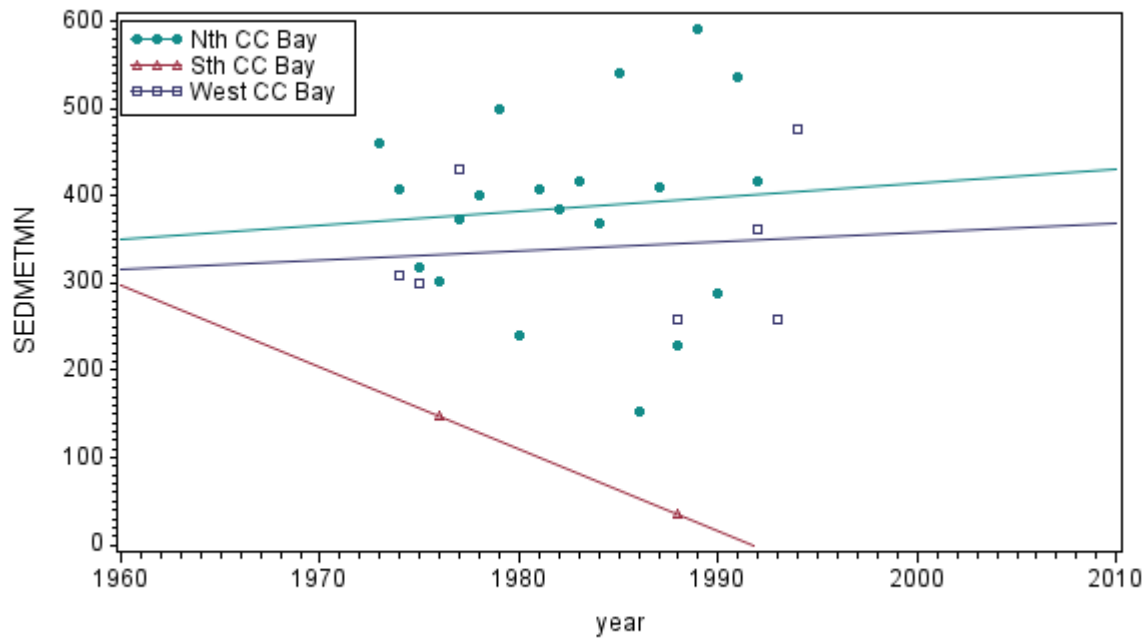
Regression Equation:
 SEDMETCU(AU-Name\Nth CC Bay) = 571.0049 - 0.283158*year
 SEDMETCU(AU-Name\Sth CC Bay) = 644.812 - 0.32202*year
 SEDMETCU(AU-Name\WestCC Bay) = 16.93881 - 0.003462*year



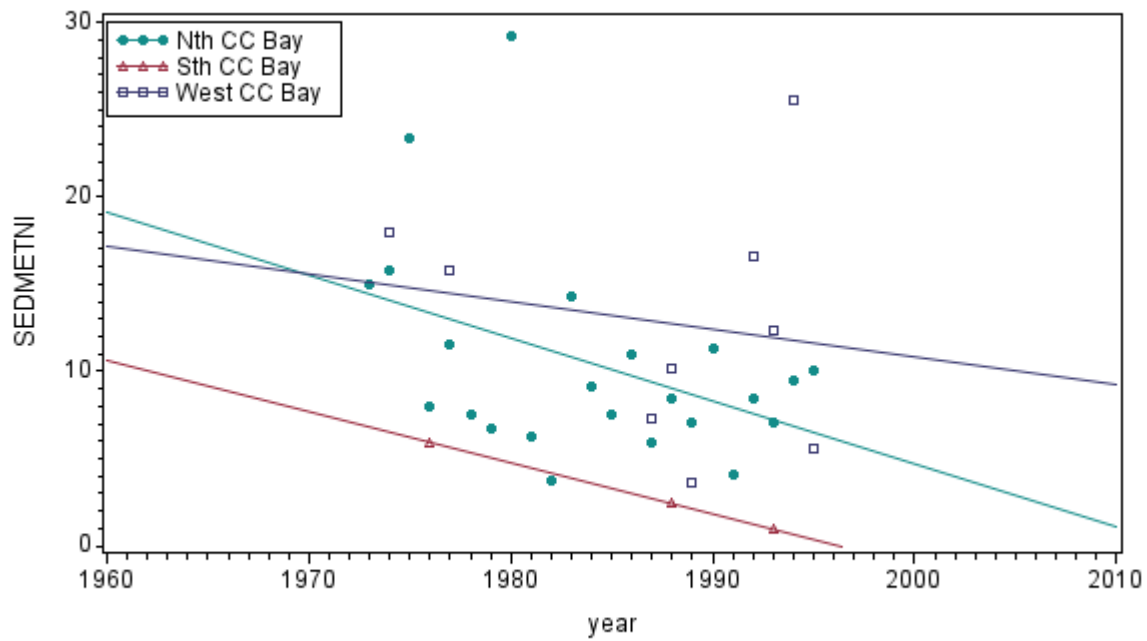
Regression Equation:
 SEDMETFE(AU_Name\Nth CC Bay) = -370657 + 193.7238*year
 SEDMETFE(AU_Name\Sth CC Bay) = 878102.7 - 440.8333*year
 SEDMETFE(AU_Name\WestCC Bay) = -742554.6 + 384.3328*year



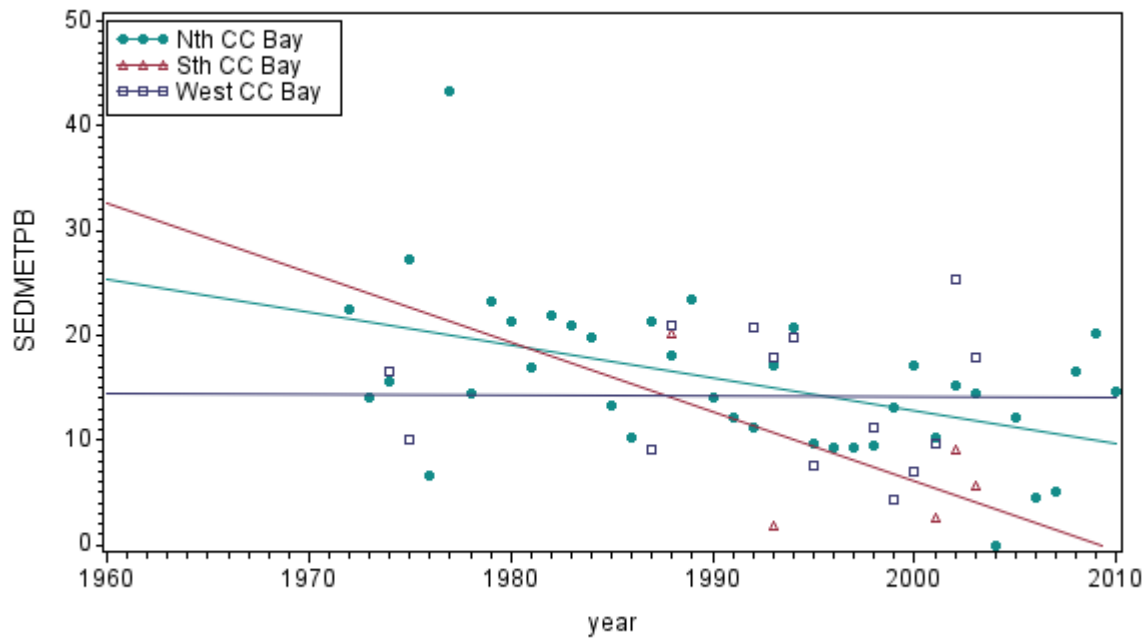
Regression Equation:
 SEDMETHG(AU_Name\Nth CC Bay) = 4.818324 - 0.002373*year
 SEDMETHG(AU_Name\Sth CC Bay) = 1.459787 - 0.000721*year
 SEDMETHG(AU_Name\WestCC Bay) = 8.676913 - 0.004312*year



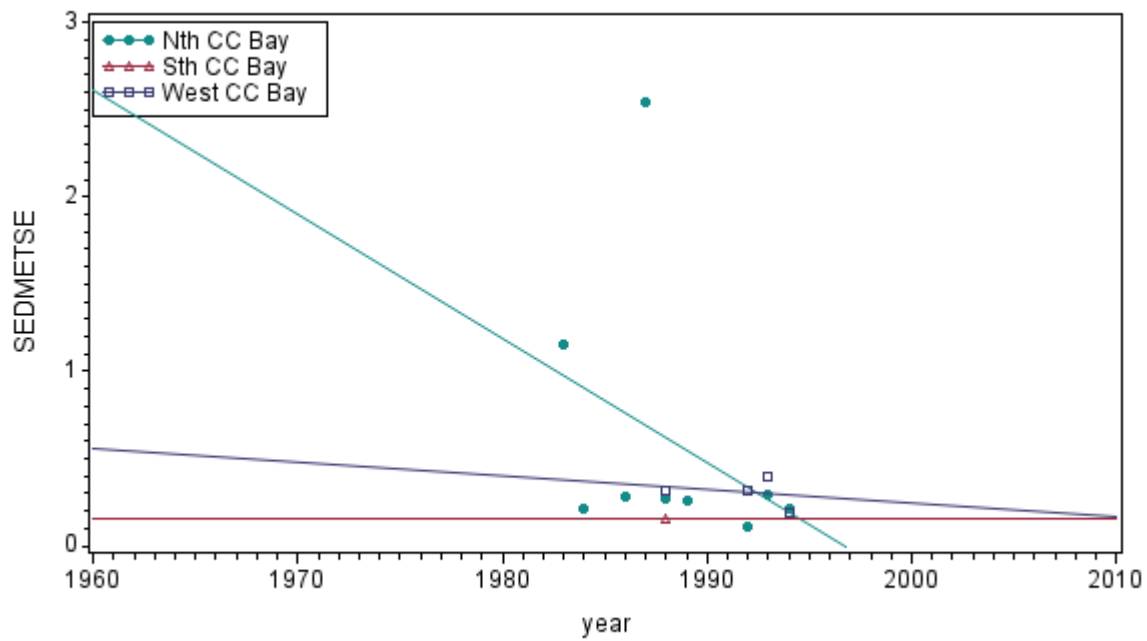
Regression Equation:
 SEDMETMN(AU_Name\Nth CC Bay) = -2624.623 + 1.619907*year
 SEDMETMN(AU_Name\Sth CC Bay) = 18717.01 - 9.397222*year
 SEDMETMN(AU_Name\WestCC Bay) = -1685.198 + 1.02138*year



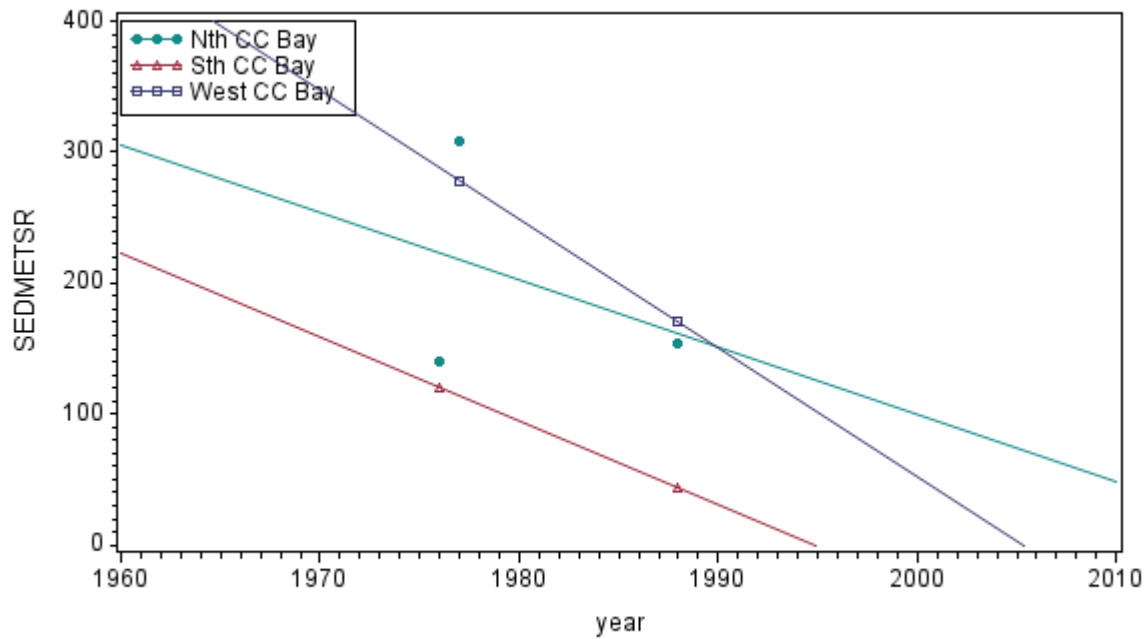
Regression Equation:
 SEDMETNI(AU_Name\Nth CC Bay) = 724.6969 - 0.359994*year
 SEDMETNI(AU_Name\Sth CC Bay) = 585.8935 - 0.293479*year
 SEDMETNI(AU_Name\WestCC Bay) = 328.0281 - 0.158613*year



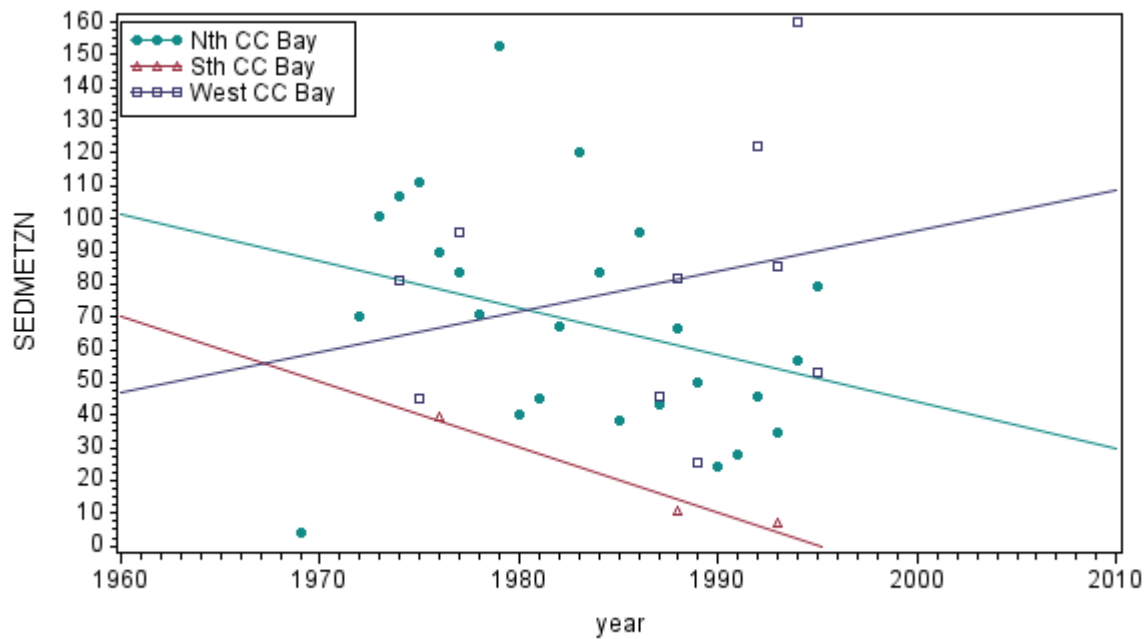
Regression Equation:
 SEDMETPB(AU_Name\Nth CC Bay) = 634.3718 - 0.310748*year
 SEDMETPB(AU_Name\Sth CC Bay) = 1327.059 - 0.66045*year
 SEDMETPB(AU_Name\WestCC Bay) = 26.71194 - 0.006298*year



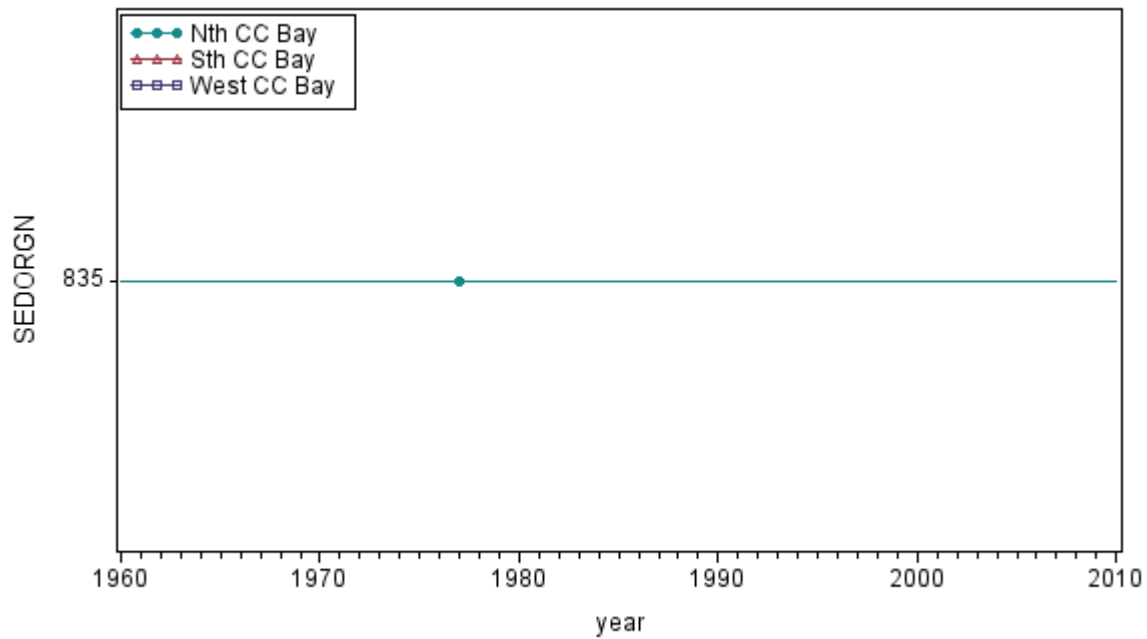
Regression Equation:
 SEDMETSE(AU_Name\Nth CC Bay) = 141.7589 - 0.070993*year
 SEDMETSE(AU_Name\Sth CC Bay) = 0.16 + 0*year
 SEDMETSE(AU_Name\WestCC Bay) = 15.78347 - 0.007771*year



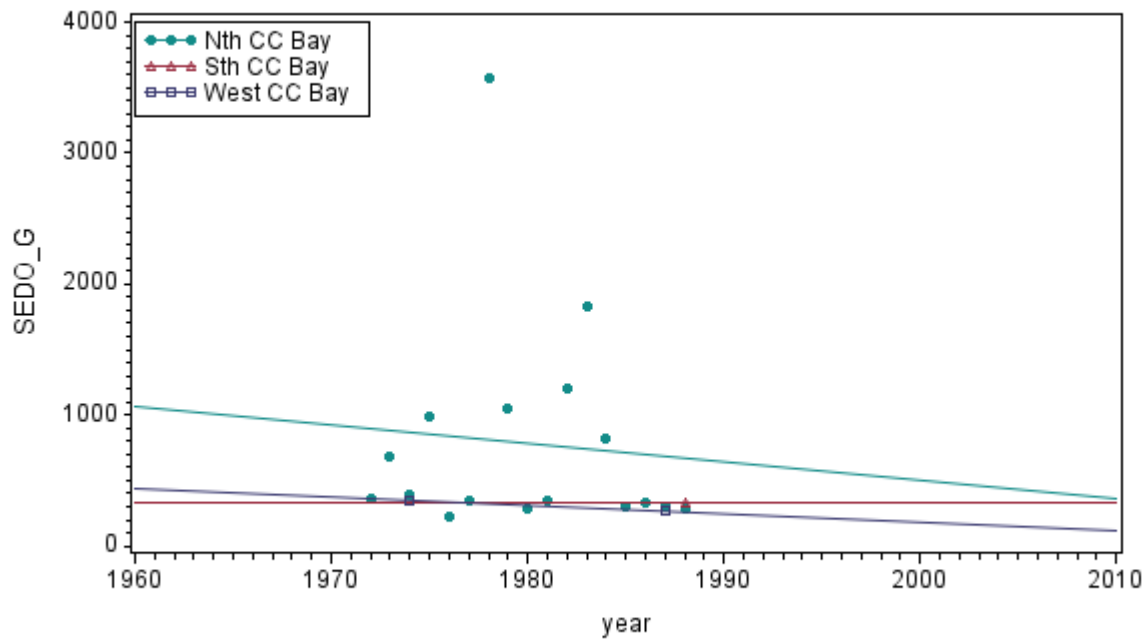
Regression Equation:
 SEDMETSr(AU Name: Nth CC Bay) = 10335.93 - 5.117845*year
 SEDMETSr(AU Name: Sth CC Bay) = 12719.94 - 6.376389*year
 SEDMETSr(AU Name: WestCC Bay) = 19692.9 - 9.820227*year



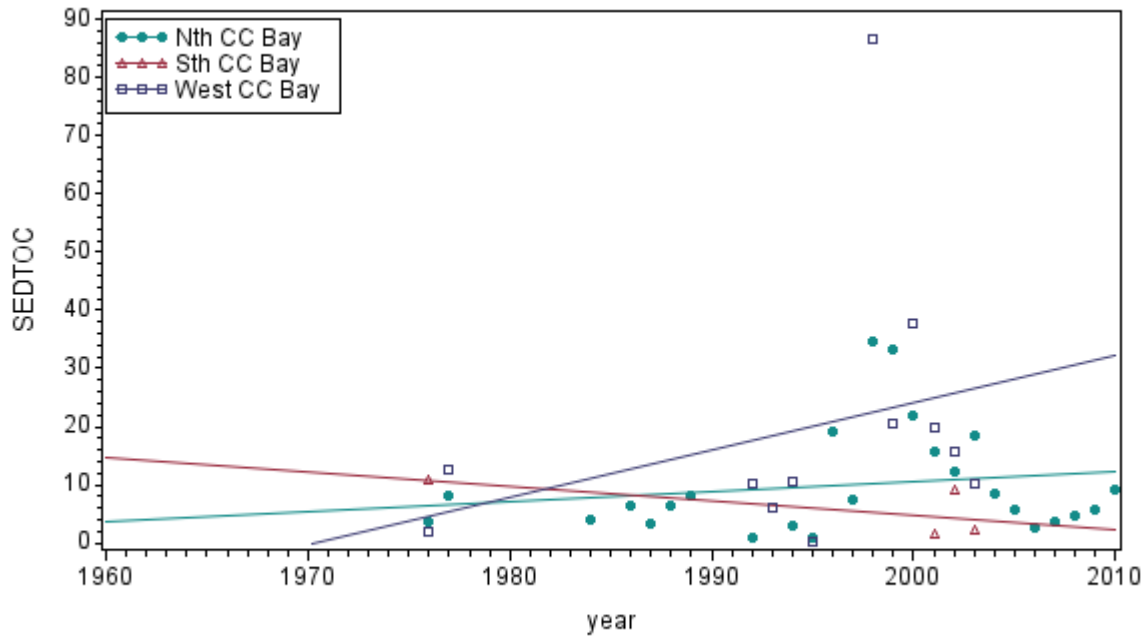
Regression Equation:
 SEDMETZn(AU Name: Nth CC Bay) = 2916.069 - 1.436126*year
 SEDMETZn(AU Name: Sth CC Bay) = 3984.747 - 1.997188*year
 SEDMETZn(AU Name: WestCC Bay) = -2374.065 + 1.235214*year



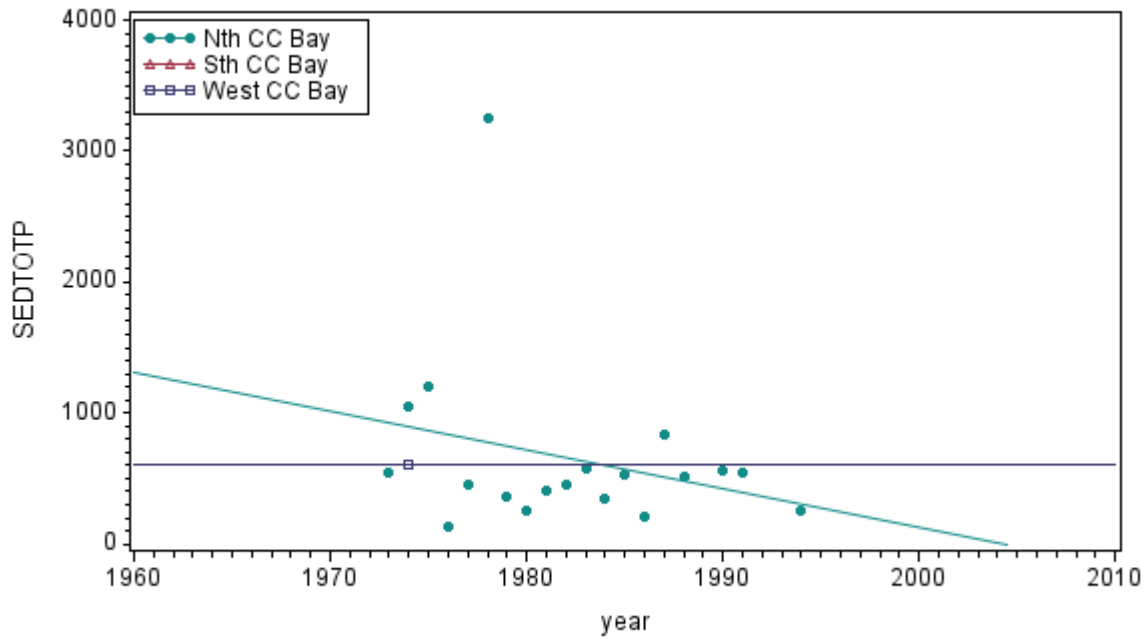
Regression Equation:
 SEDORGN(AU_Name\Nth CC Bay) = 835 + 0*year
 SEDORGN(AU_Name\Sth CC Bay) = 0 + 0*year
 SEDORGN(AU_Name\WestCC Bay) = 0 + 0*year



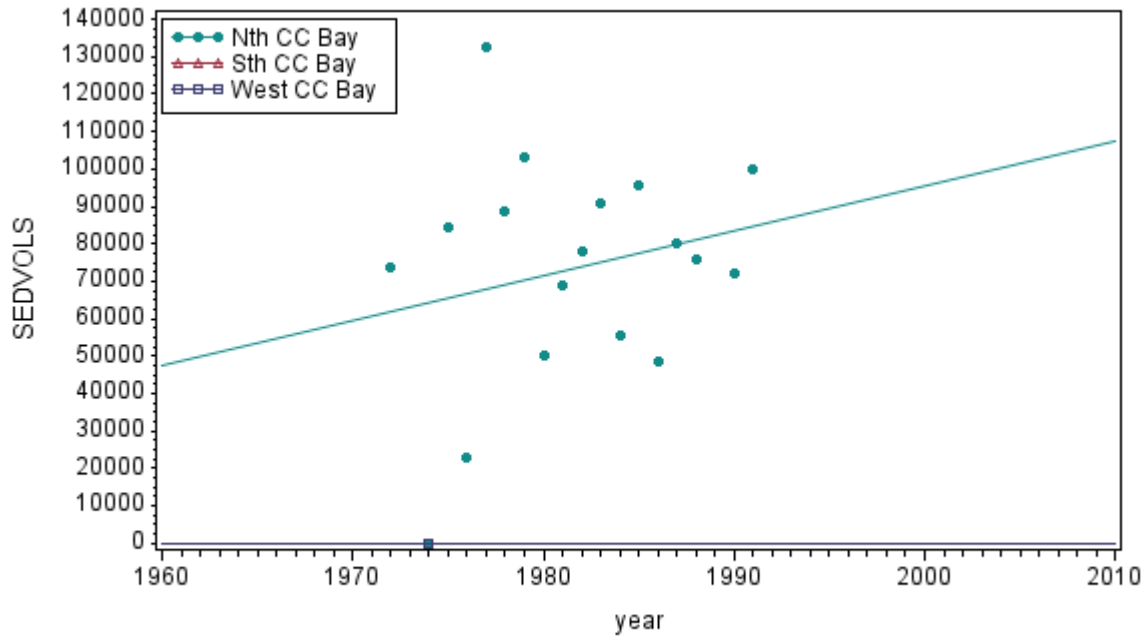
Regression Equation:
 SEDO_G(AU_Name\Nth CC Bay) = 26377.99 - 13.93724*year
 SEDO_G(AU_Name\Sth CC Bay) = 327 + 0*year
 SEDO_G(AU_Name\WestCC Bay) = 13143.04 - 6.480769*year



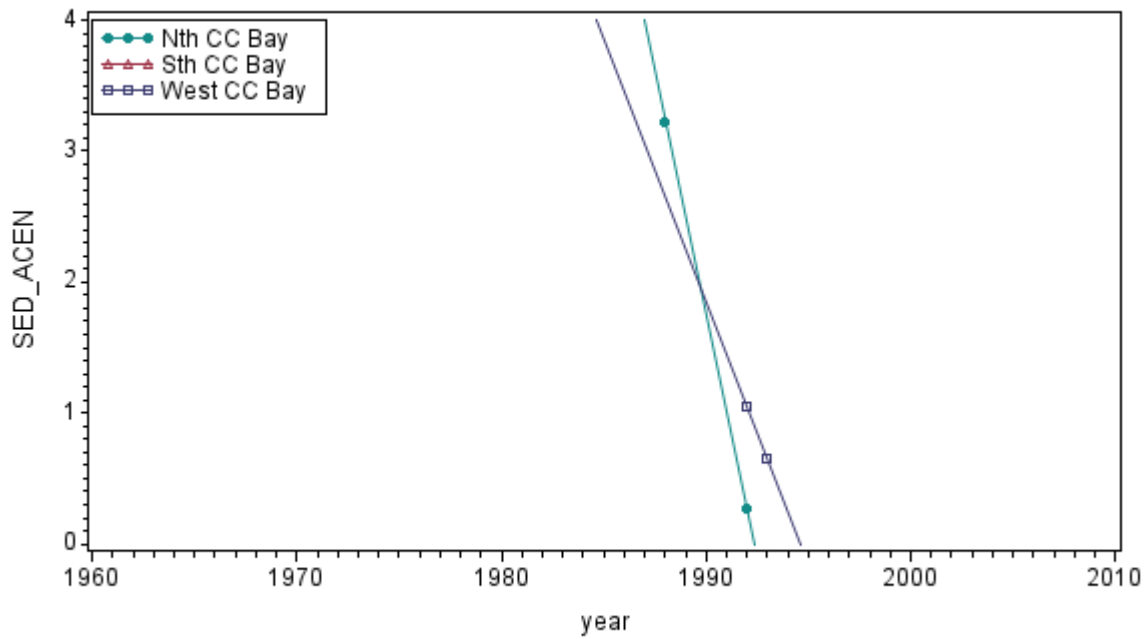
Regression Equation:
 SEDTOC (AU_Name:Nth CC Bay) = -328.6408 + 0.169563*year
 SEDTOC (AU_Name:Sth CC Bay) = 493.8115 - 0.244471*year
 SEDTOC (AU_Name:WestCC Bay) = -1595.887 + 0.80999*year



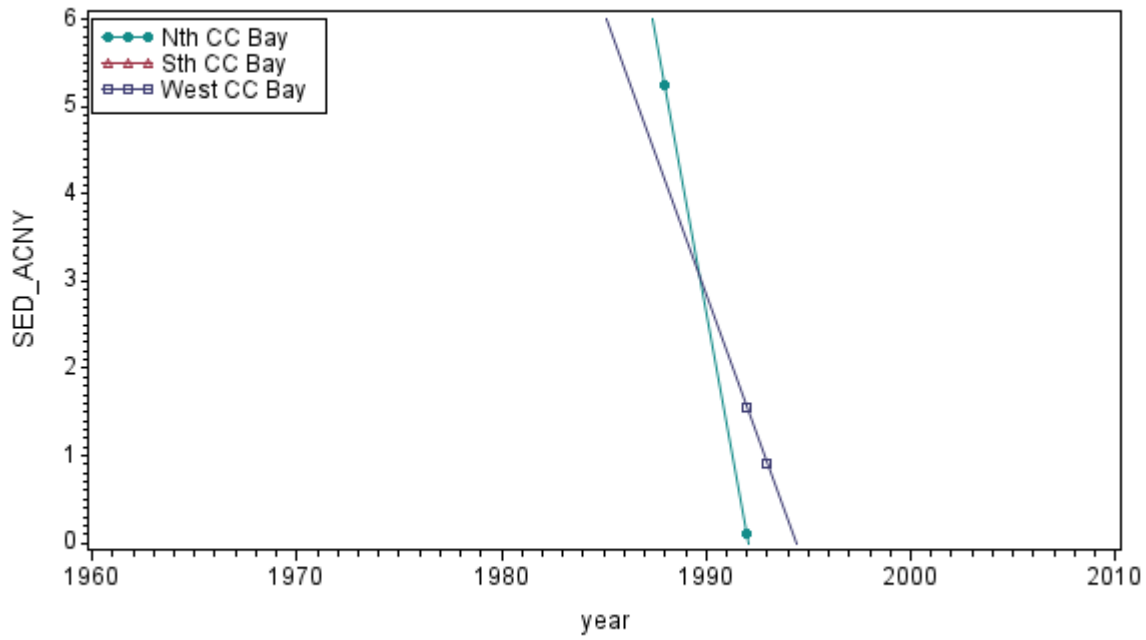
Regression Equation:
 SEDTOTP (AU_Name:Nth CC Bay) = 59320.6 - 29.59417*year
 SEDTOTP (AU_Name:Sth CC Bay) = 0 + 0*year
 SEDTOTP (AU_Name:WestCC Bay) = 600.05 + 0*year



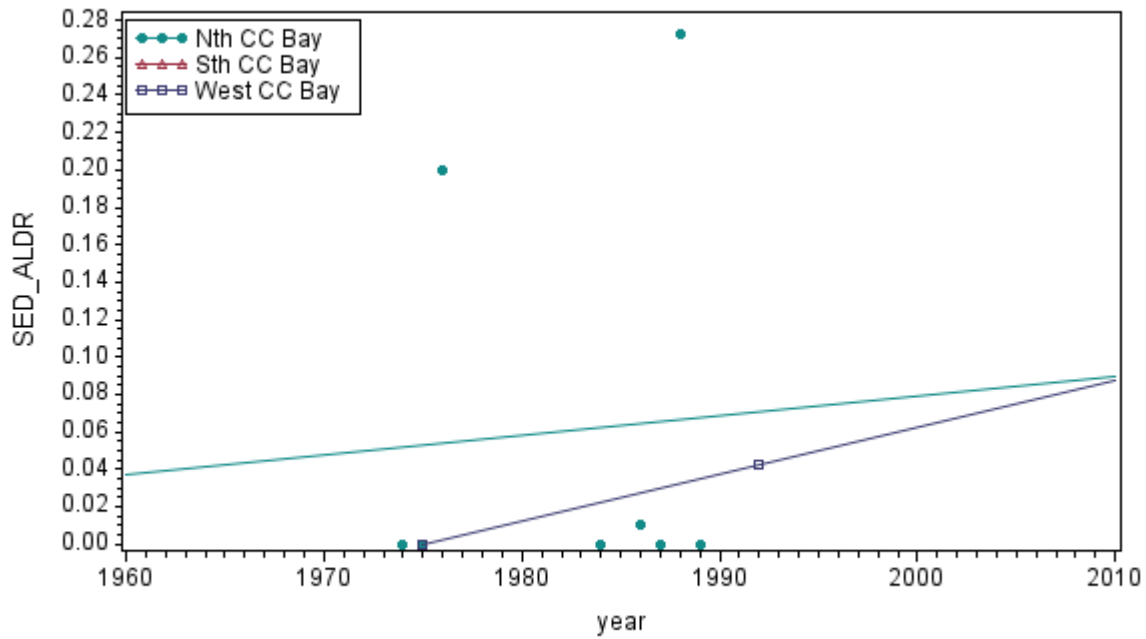
Regression Equation:
 SEDVOLS(AU_Name\Nth CC Bay) = -2293303 + 1194.336*year
 SEDVOLS(AU_Name\Sth CC Bay) = 0 + 0*year
 SEDVOLS(AU_Name\WestCC Bay) = 6 + 0*year



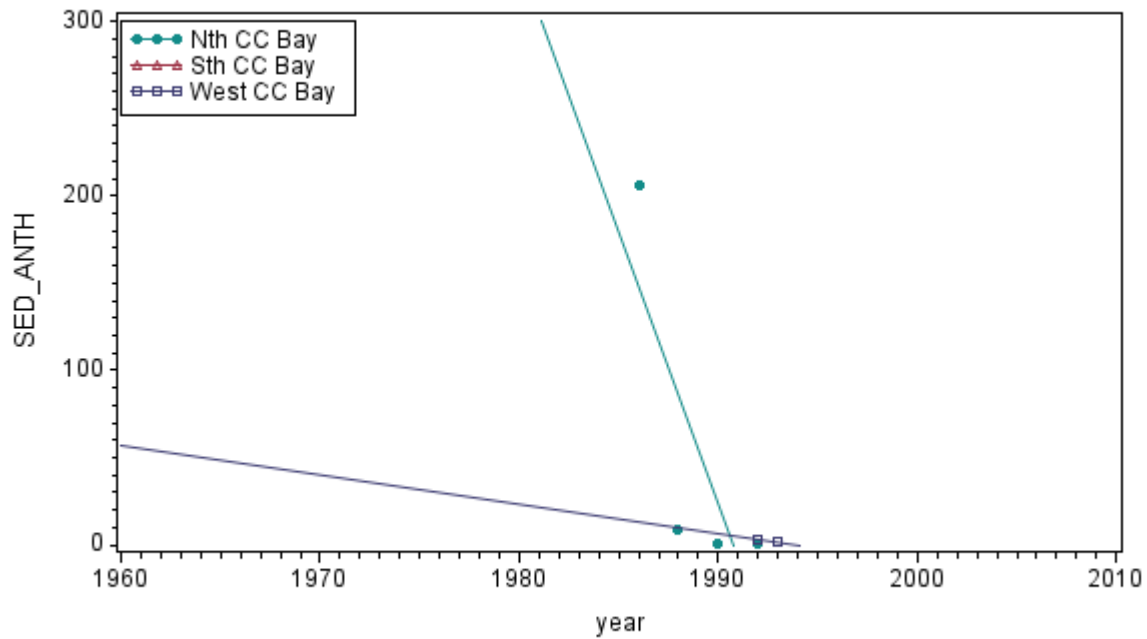
Regression Equation:
 SED_ACEN(AU_Name\Nth CC Bay) = 1471.86 - 0.73875*year
 SED_ACEN(AU_Name\Sth CC Bay) = 0 + 0*year
 SED_ACEN(AU_Name\WestCC Bay) = 797.85 - 0.4*year



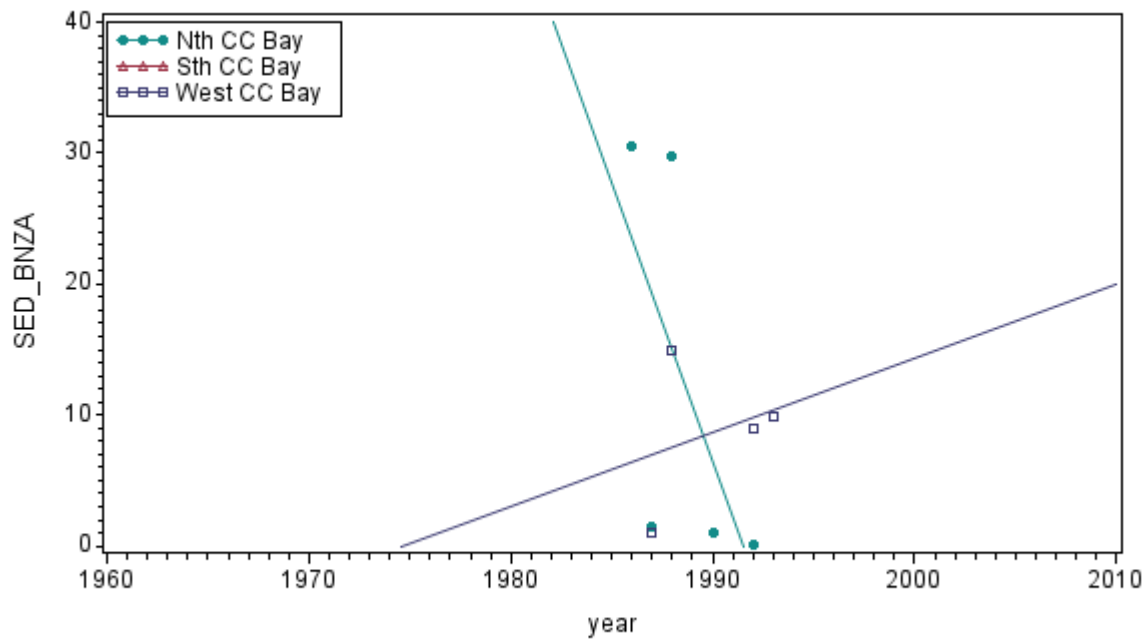
Regression Equation:
 SED_ACNY(AU_Name:Nth CC Bay) = 2559.82 - 1.285*year
 SED_ACNY(AU_Name:Sth CC Bay) = 0 + 0*year
 SED_ACNY(AU_Name:WestCC Bay) = 1296.35 - 0.65*year



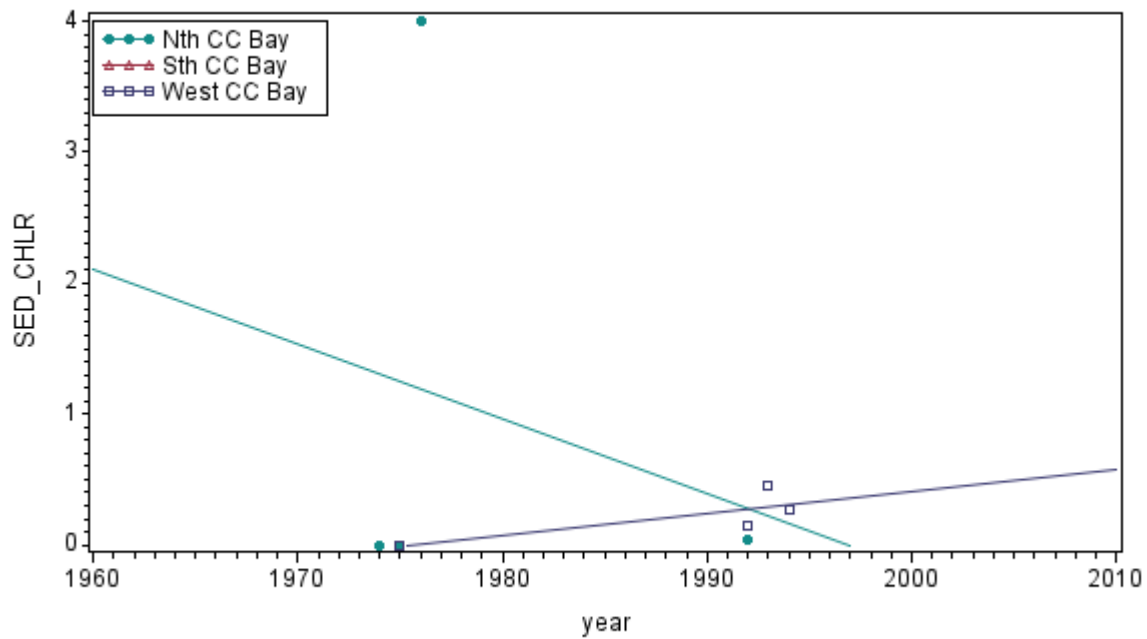
Regression Equation:
 SED_ALDR(AU_Name:Nth CC Bay) = -2.025544 + 0.001052*year
 SED_ALDR(AU_Name:Sth CC Bay) = 0 + 0*year
 SED_ALDR(AU_Name:WestCC Bay) = -4.949118 + 0.002506*year



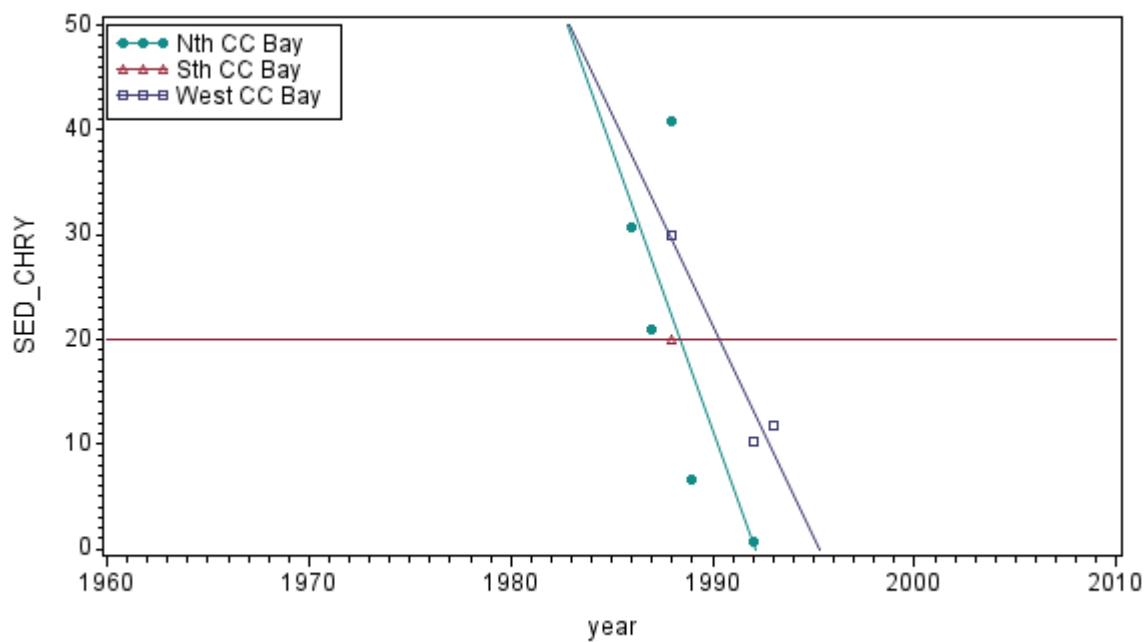
Regression Equation:
 SED_ANTH(AU_Name:Nth CC Bay) = 61960.95 - 31.13467*year
 SED_ANTH(AU_Name:Sth CC Bay) = 0 + 0*year
 SED_ANTH(AU_Name:WestCC Bay) = -3310.13 - 1.66*year



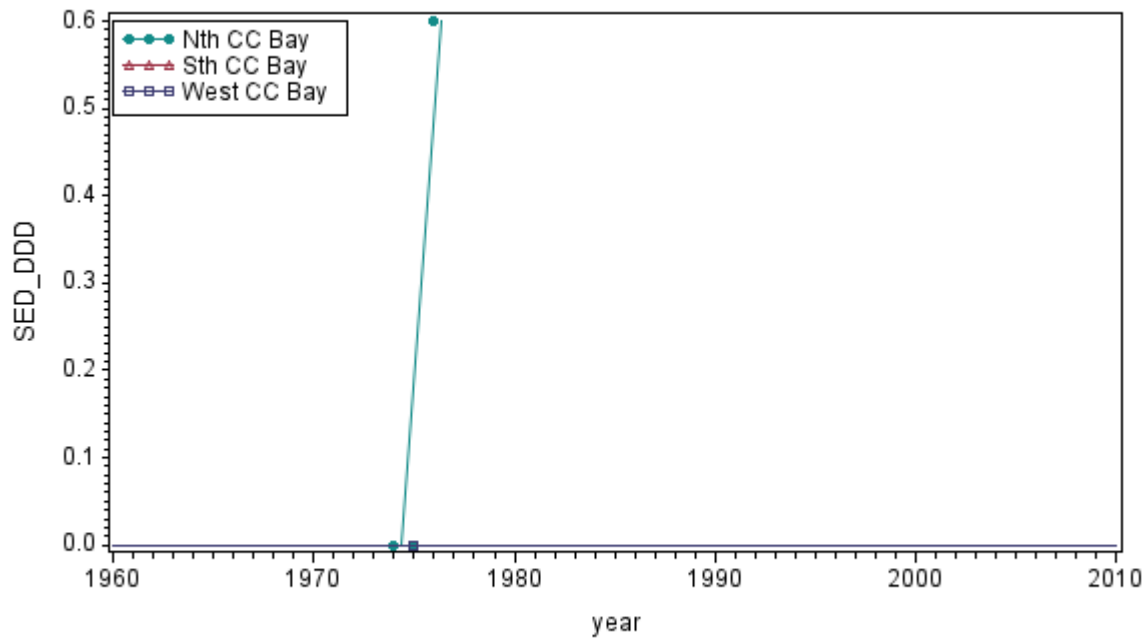
Regression Equation:
 SED_BNZA(AU_Name:Nth CC Bay) = 8395.455 - 4.215483*year
 SED_BNZA(AU_Name:Sth CC Bay) = 0 + 0*year
 SED_BNZA(AU_Name:WestCC Bay) = -1113.334 + 0.563846*year



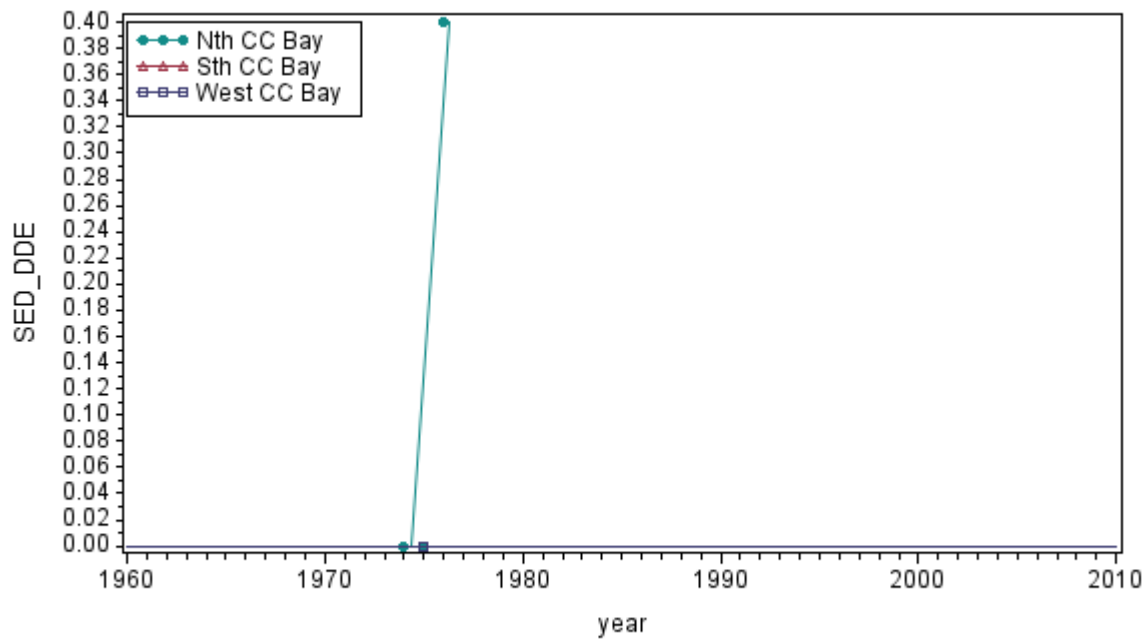
Regression Equation:
 SED_CHLR(AU_Name\Nth CC Bay) = 113.9389 - 0.057056*year
 SED_CHLR(AU_Name\Sth CC Bay) = 0 + 0*year
 SED_CHLR(AU_Name\WestCC Bay) = -32.66936 + 0.016539*year



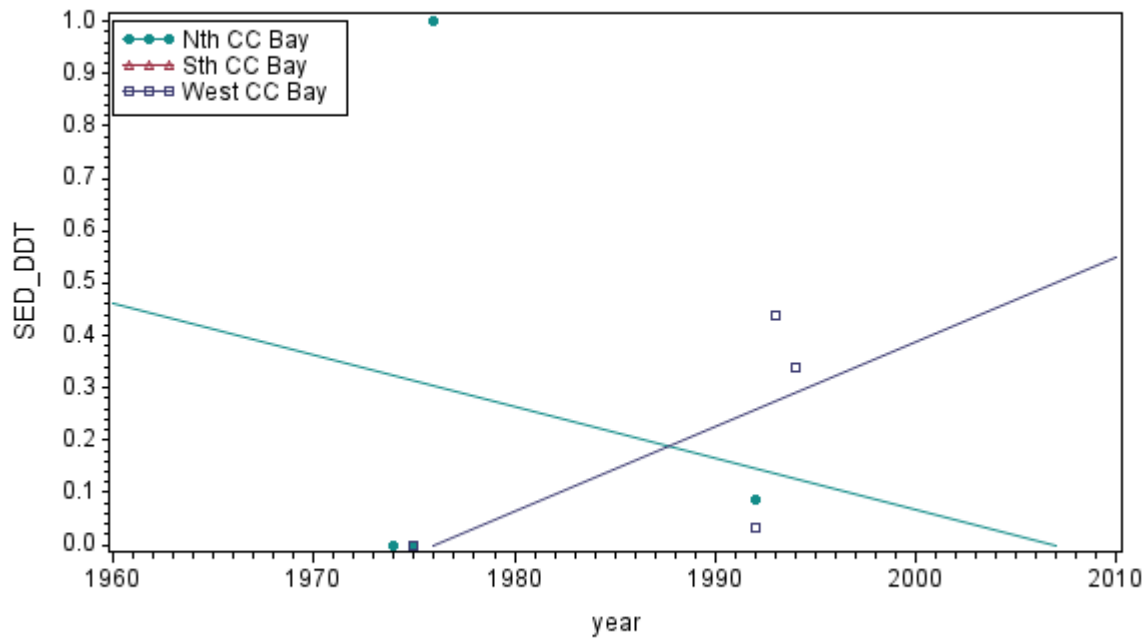
Regression Equation:
 SED_CHRY(AU_Name\Nth CC Bay) = 10604.68 - 5.323239*year
 SED_CHRY(AU_Name\Sth CC Bay) = 20 + 0*year
 SED_CHRY(AU_Name\WestCC Bay) = 7995.571 - 4.007143*year



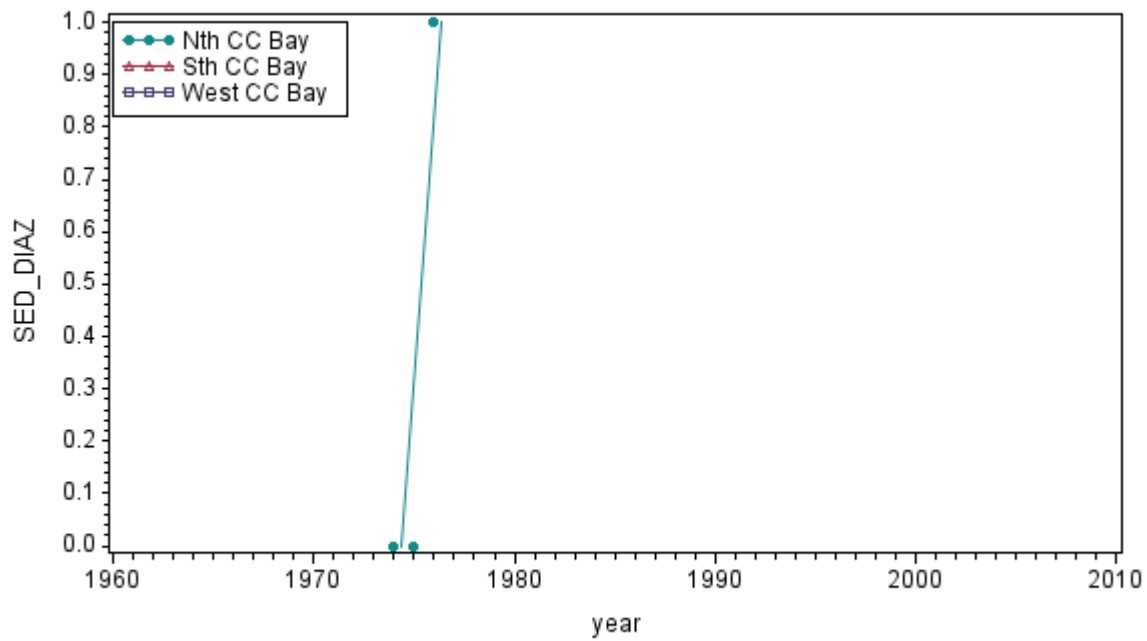
Regression Equation:
 $SED_DDD(AU_Name:Nth\ CC\ Bay) = -592.3 + 0.3 \cdot year$
 $SED_DDD(AU_Name:Sth\ CC\ Bay) = 0 + 0 \cdot year$
 $SED_DDD(AU_Name:WestCC\ Bay) = 0 + 0 \cdot year$



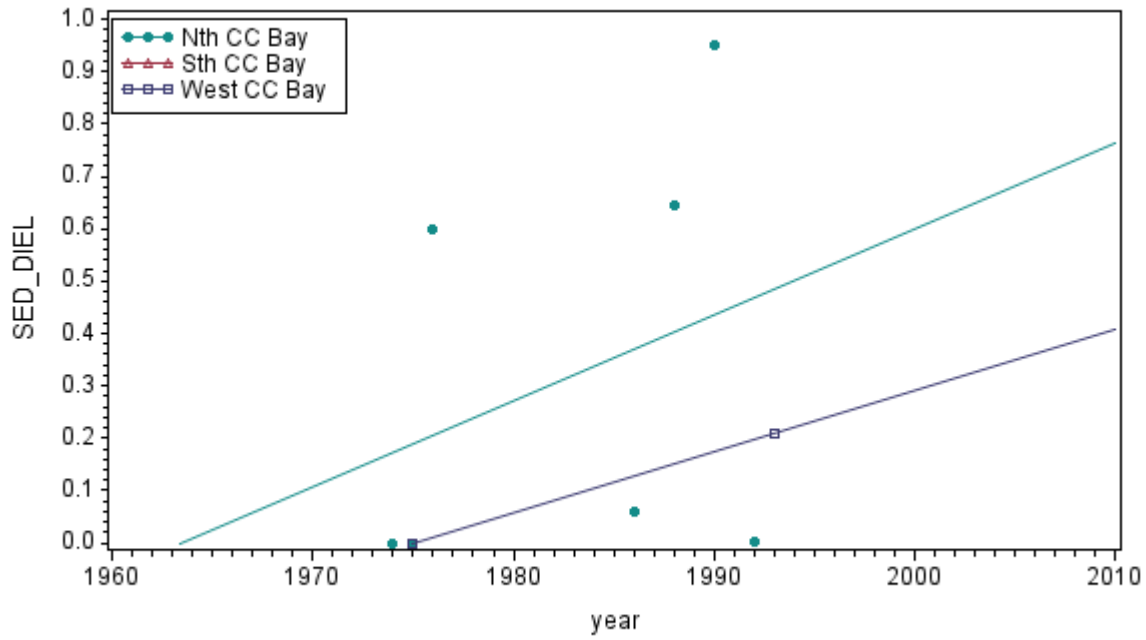
Regression Equation:
 $SED_DDE(AU_Name:Nth\ CC\ Bay) = -394.8667 + 0.2 \cdot year$
 $SED_DDE(AU_Name:Sth\ CC\ Bay) = 0 + 0 \cdot year$
 $SED_DDE(AU_Name:WestCC\ Bay) = 0 + 0 \cdot year$



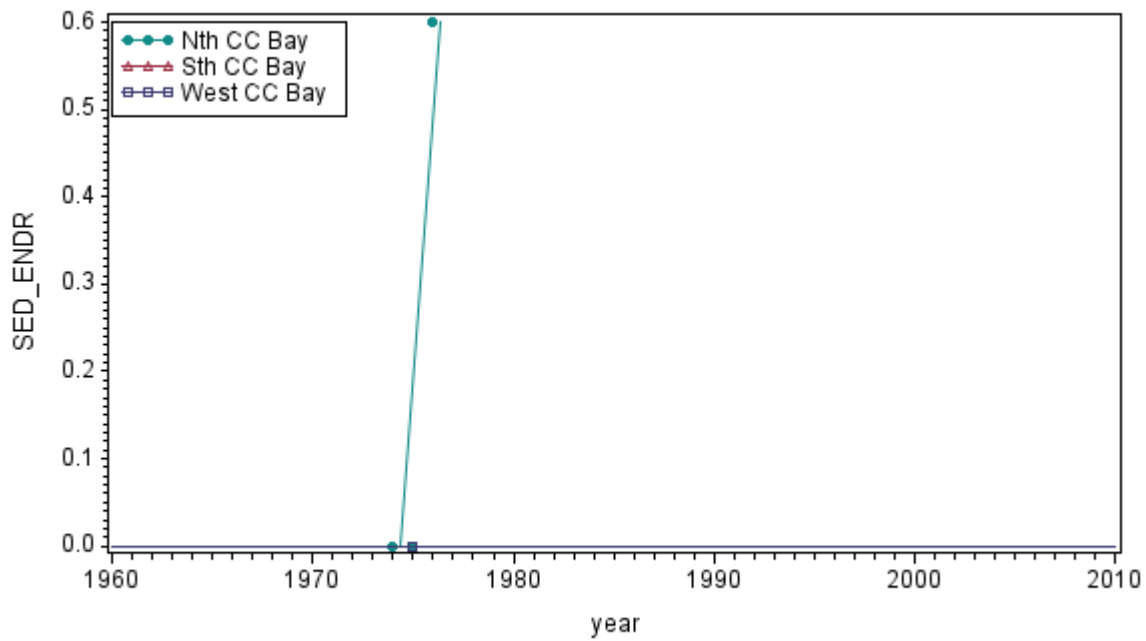
Regression Equation:
 SED_DDT(AU_Name:Nth CC Bay) = 19.65277 - 0.009792*year
 SED_DDT(AU_Name:Sth CC Bay) = 0 + 0*year
 SED_DDT(AU_Name:WestCC Bay) = -31.95389 + 0.016171*year



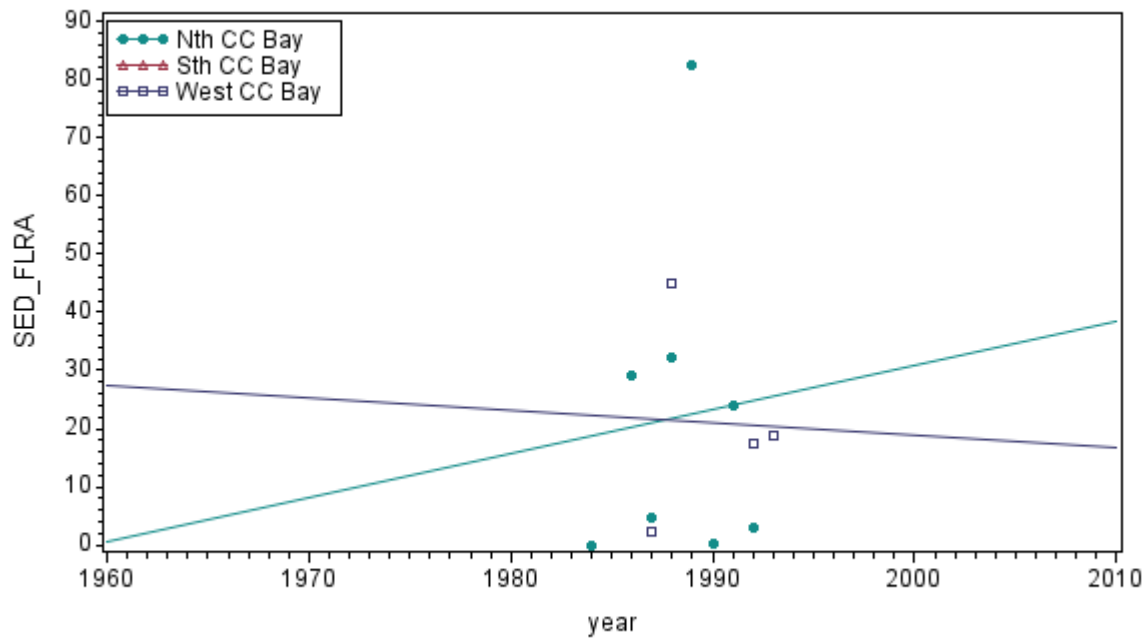
Regression Equation:
 SED_DIAZ(AU_Name:Nth CC Bay) = -987.1667 + 0.5*year
 SED_DIAZ(AU_Name:Sth CC Bay) = 0 + 0*year
 SED_DIAZ(AU_Name:WestCC Bay) = 0 + 0*year



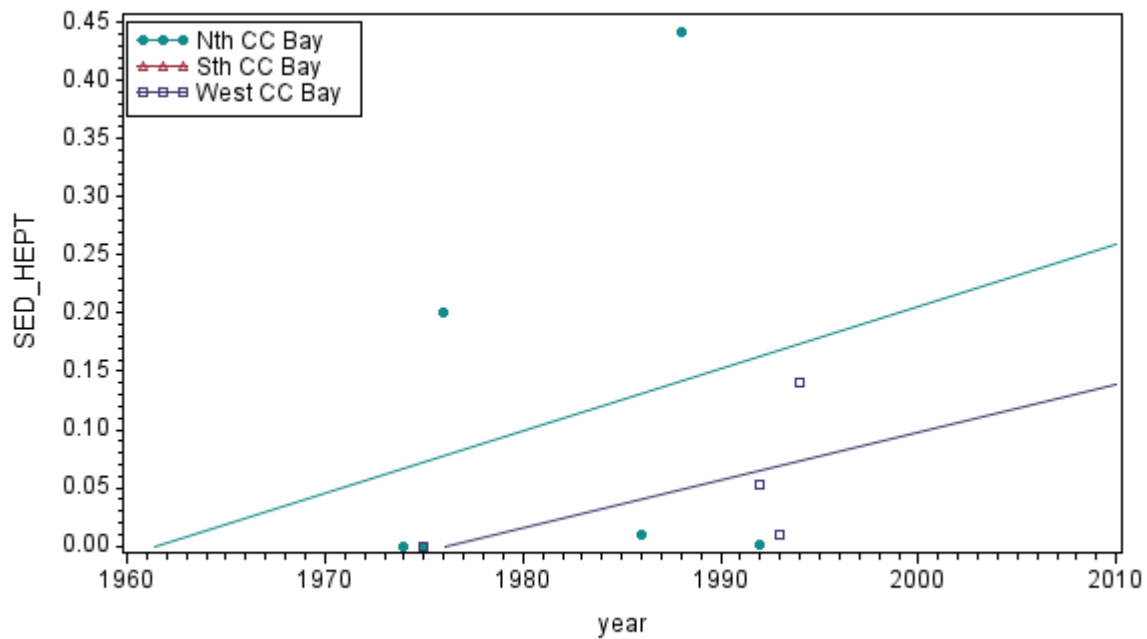
Regression Equation:
 $SED_DIEL(AU_Name:Nth\ CC\ Bay) = -32.20219 + 0.016402 \cdot year$
 $SED_DIEL(AU_Name:Sth\ CC\ Bay) = 0 + 0 \cdot year$
 $SED_DIEL(AU_Name:WestCC\ Bay) = -23.04167 + 0.011667 \cdot year$



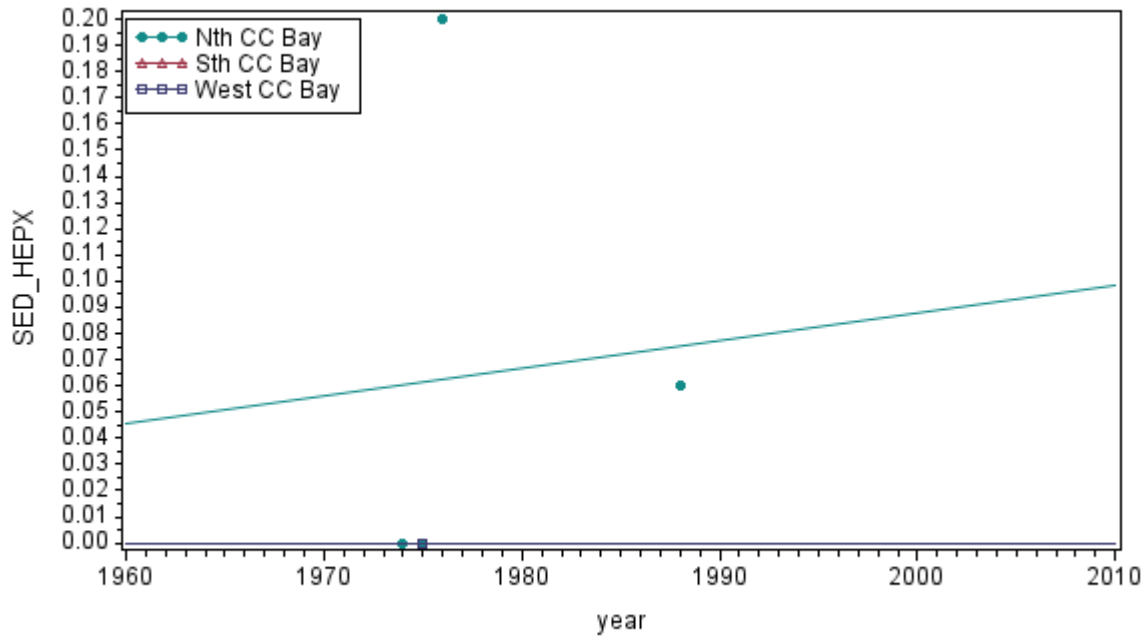
Regression Equation:
 $SED_ENDR(AU_Name:Nth\ CC\ Bay) = -592.3 + 0.3 \cdot year$
 $SED_ENDR(AU_Name:Sth\ CC\ Bay) = 0 + 0 \cdot year$
 $SED_ENDR(AU_Name:WestCC\ Bay) = 0 + 0 \cdot year$



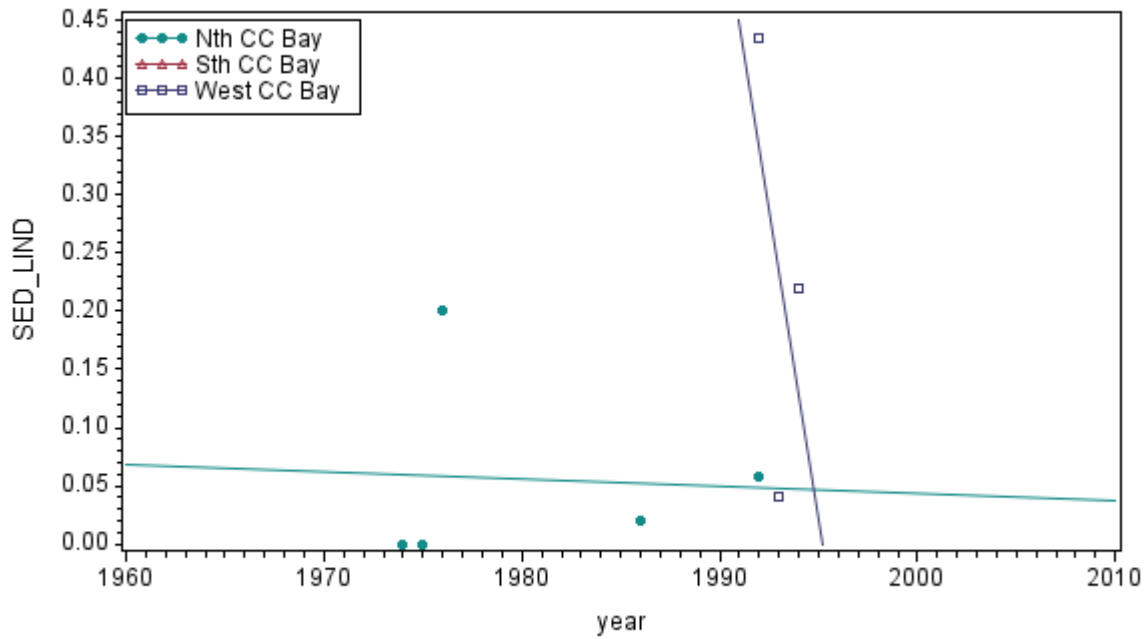
Regression Equation:
 SED_FLRA(AU_Name=Nth CC Bay) = -1484.297 + 0.757538*year
 SED_FLRA(AU_Name=Sth CC Bay) = 0 + 0*year
 SED_FLRA(AU_Name=WestCC Bay) = 445.676 - 0.213462*year



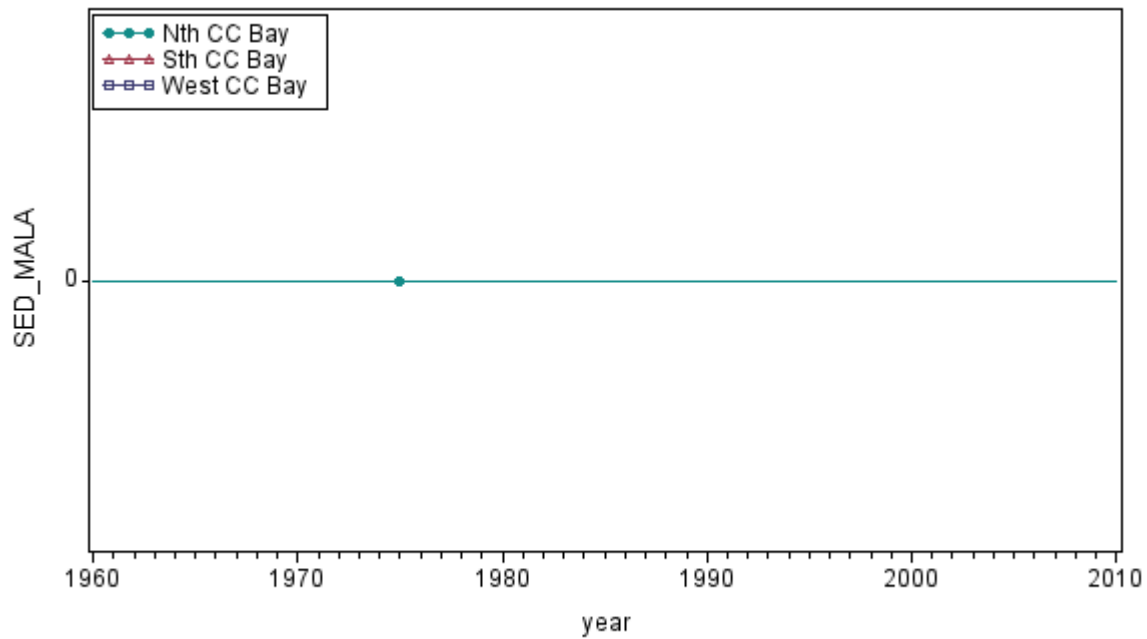
Regression Equation:
 SED_HEPT(AU_Name=Nth CC Bay) = -10.43538 + 0.00532*year
 SED_HEPT(AU_Name=Sth CC Bay) = 0 + 0*year
 SED_HEPT(AU_Name=WestCC Bay) = -8.078082 + 0.004088*year



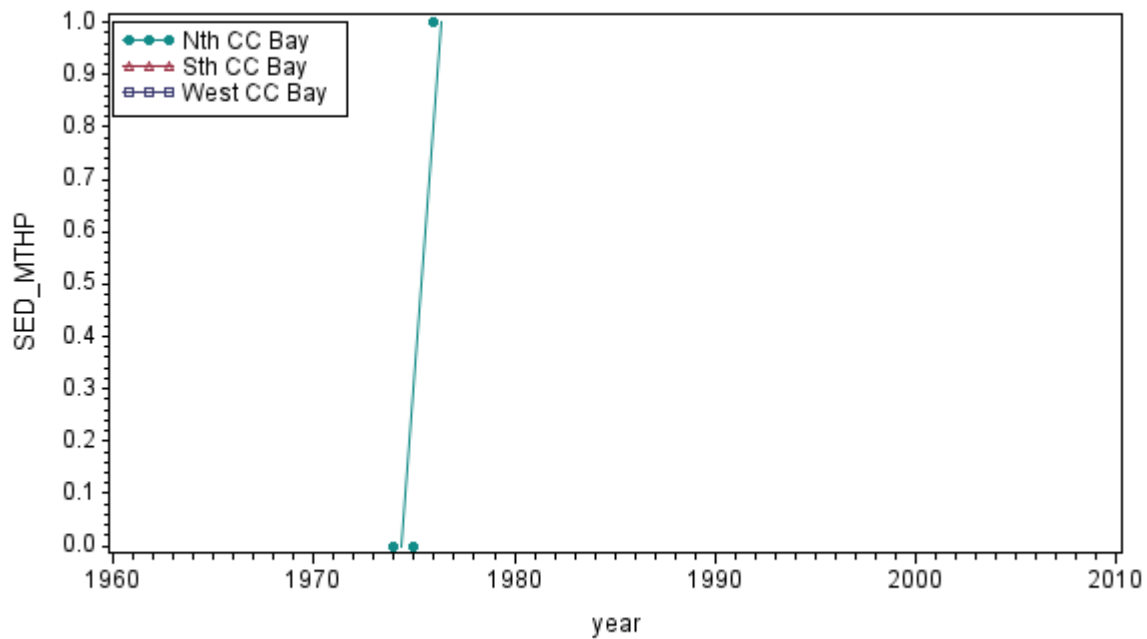
Regression Equation:
 SED_HEPX(AU_Name=Nth CC Bay) = -2.009282 + 0.001049*year
 SED_HEPX(AU_Name=Sth CC Bay) = 0 + 0*year
 SED_HEPX(AU_Name=WestCC Bay) = 0 + 0*year



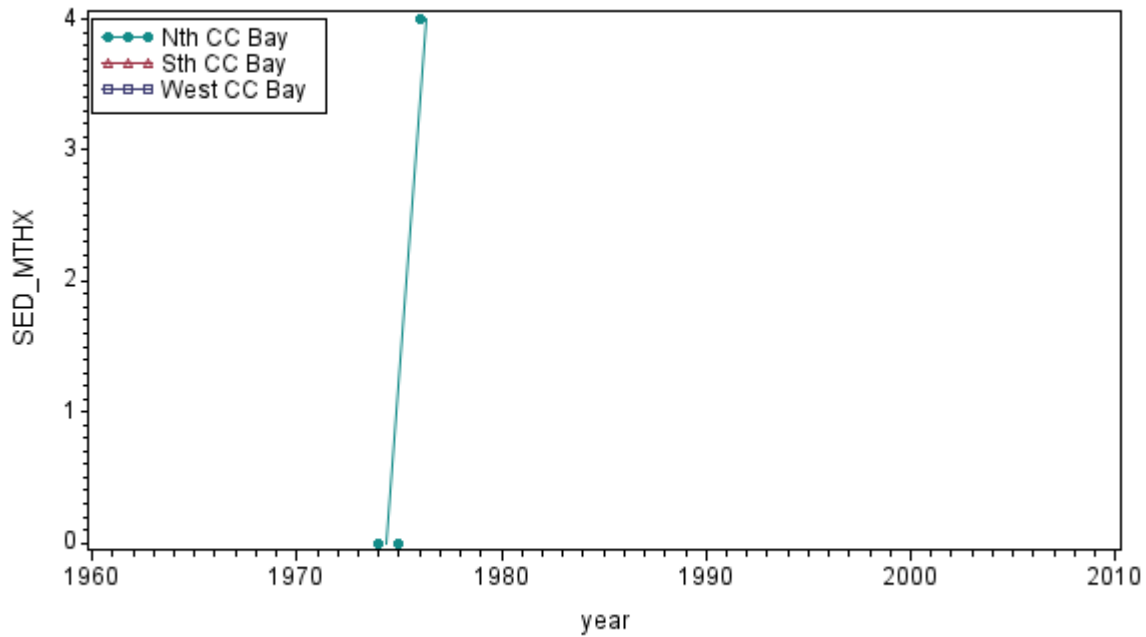
Regression Equation:
 SED_LIND(AU_Name=Nth CC Bay) = 1.24361 - 0.0006*year
 SED_LIND(AU_Name=Sth CC Bay) = 0 + 0*year
 SED_LIND(AU_Name=WestCC Bay) = 214.4792 - 0.1075*year



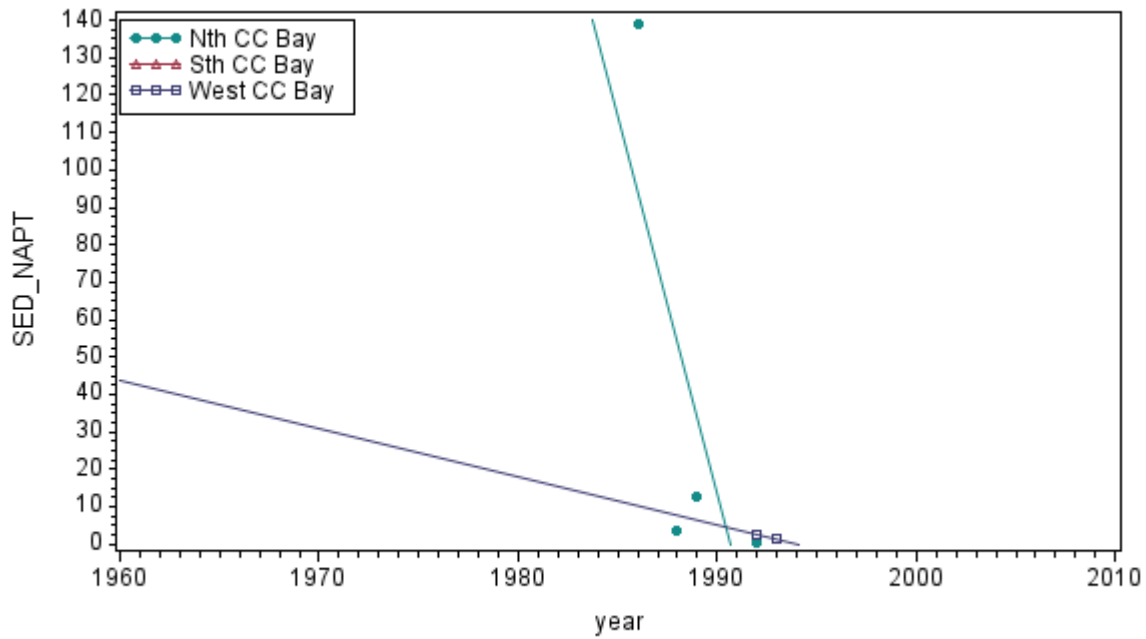
Regression Equation:
 SED_MALA(AU_Name:Nth CC Bay) = 0 + 0*year
 SED_MALA(AU_Name:Sth CC Bay) = 0 + 0*year
 SED_MALA(AU_Name:WestCC Bay) = 0 + 0*year



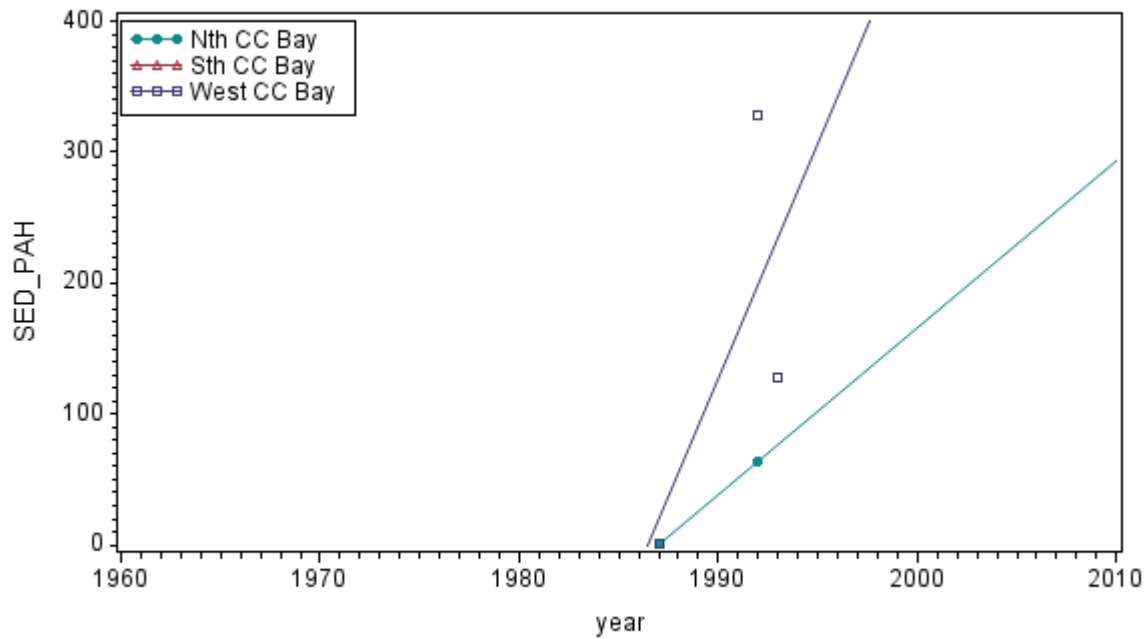
Regression Equation:
 SED_MTHP(AU_Name:Nth CC Bay) = -987.1667 + 0.5*year
 SED_MTHP(AU_Name:Sth CC Bay) = 0 + 0*year
 SED_MTHP(AU_Name:WestCC Bay) = 0 + 0*year



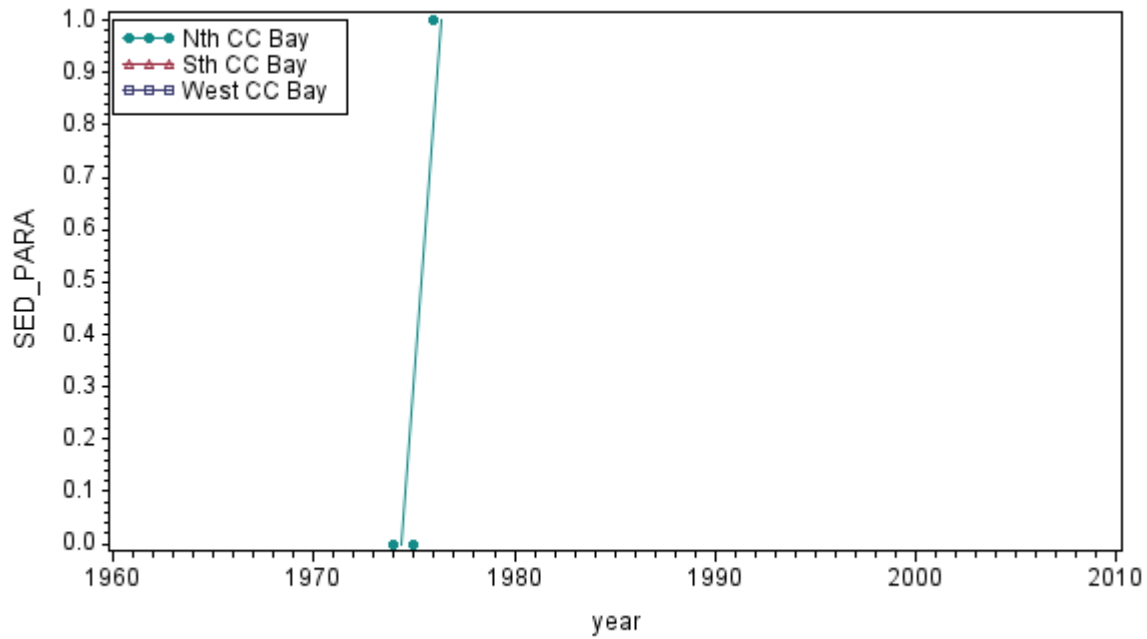
Regression Equation:
 $SED_MTHX(AU_Name:Nth\ CC\ Bay) = -3948.667 + 2 \cdot year$
 $SED_MTHX(AU_Name:Sth\ CC\ Bay) = 0 + 0 \cdot year$
 $SED_MTHX(AU_Name:West\ CC\ Bay) = 0 + 0 \cdot year$



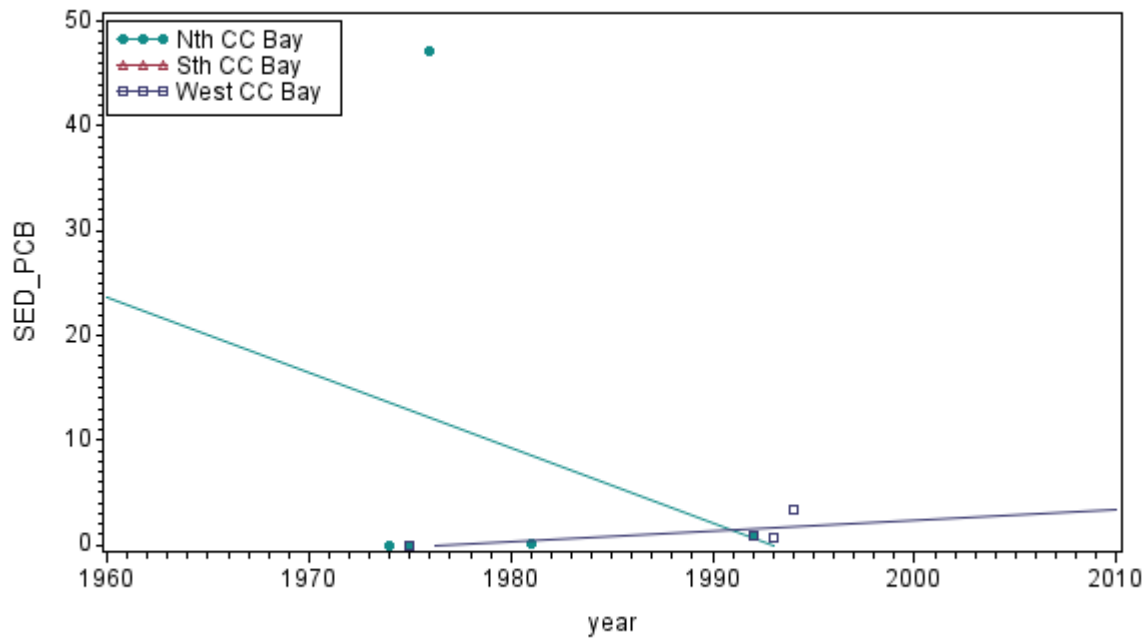
Regression Equation:
 $SED_NAPT(AU_Name:Nth\ CC\ Bay) = 40361.24 - 20.2752 \cdot year$
 $SED_NAPT(AU_Name:Sth\ CC\ Bay) = 0 + 0 \cdot year$
 $SED_NAPT(AU_Name:West\ CC\ Bay) = 2552.49 - 1.28 \cdot year$



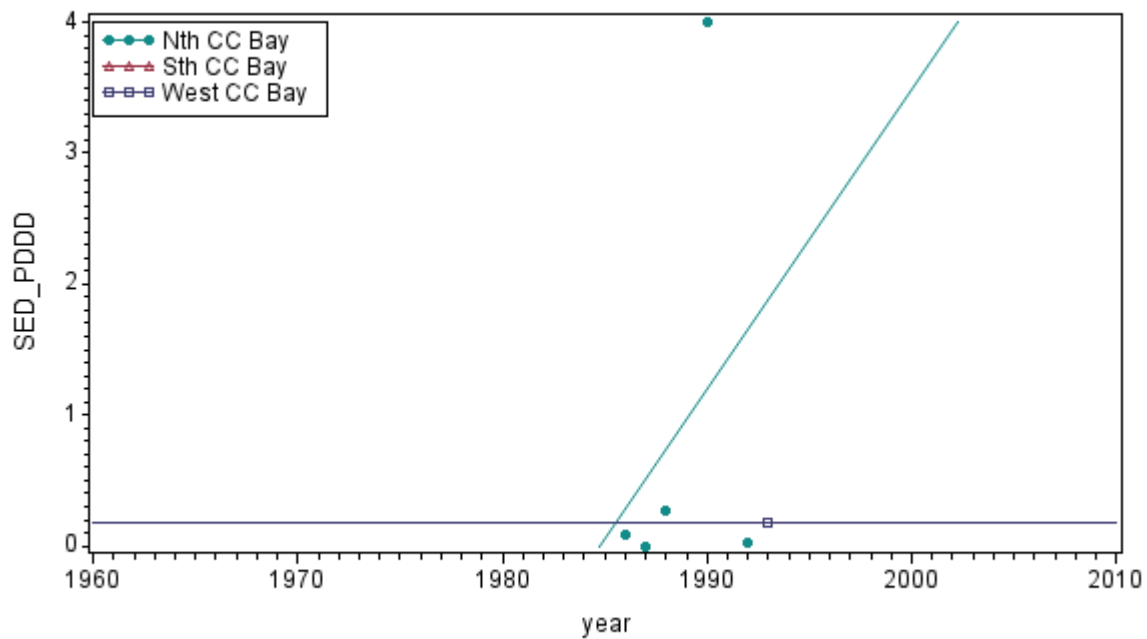
Regression Equation:
 SED_PAH(AU Name: Nth CC Bay) = -25250.54 + 12.708*year
 SED_PAH(AU Name: Sth CC Bay) = 0 + 0*year
 SED_PAH(AU Name: WestCC Bay) = -70670.72 + 35.57742*year



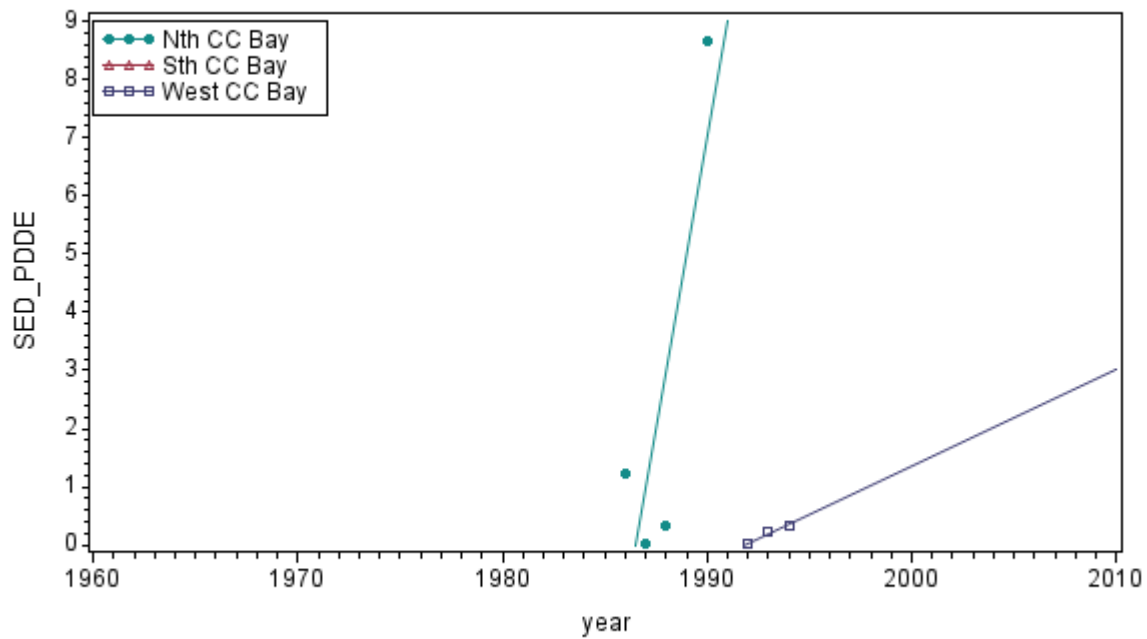
Regression Equation:
 SED_PARA(AU Name: Nth CC Bay) = -987.1667 + 0.5*year
 SED_PARA(AU Name: Sth CC Bay) = 0 + 0*year
 SED_PARA(AU Name: WestCC Bay) = 0 + 0*year



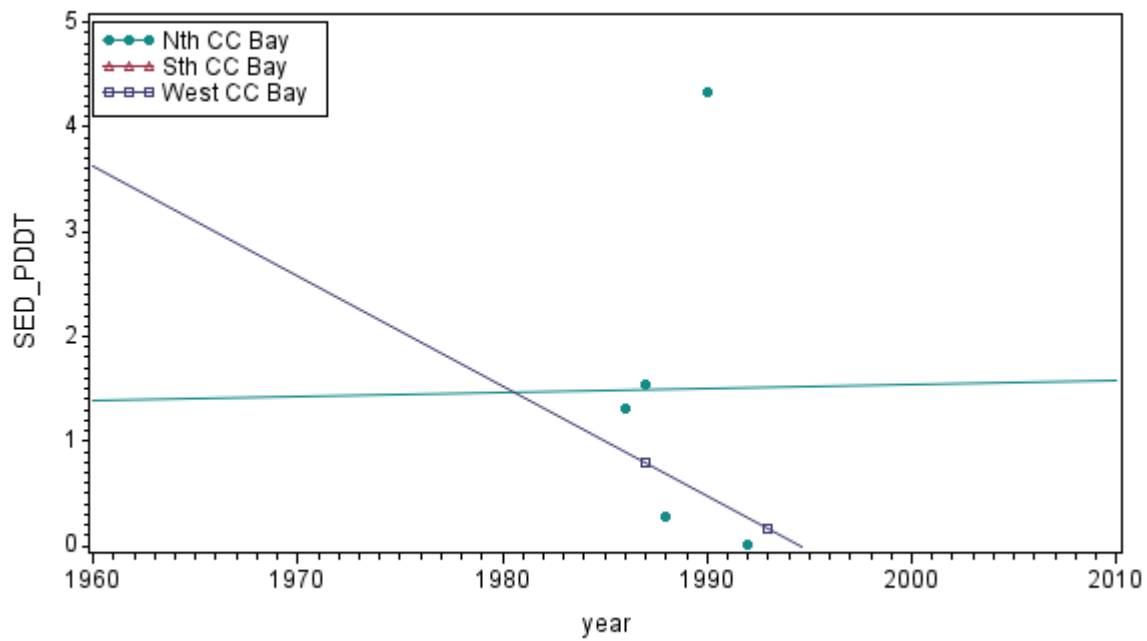
Regression Equation:
 SED_PCB(AU_Name:Nth CC Bay) = 1431.354 - 0.718181*year
 SED_PCB(AU_Name:Sth CC Bay) = 0 + 0*year
 SED_PCB(AU_Name:WestCC Bay) = -192.8308 + 0.097571*year



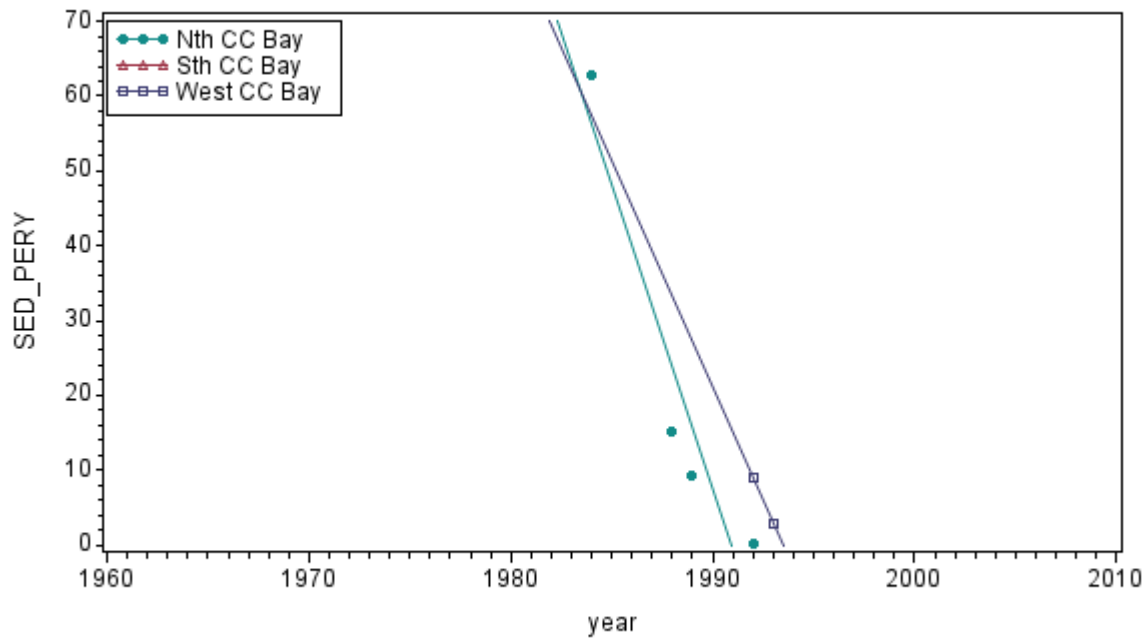
Regression Equation:
 SED_PDDD(AU_Name:Nth CC Bay) = -453.3196 + 0.2284*year
 SED_PDDD(AU_Name:Sth CC Bay) = 0 + 0*year
 SED_PDDD(AU_Name:WestCC Bay) = 0.18 + 0*year



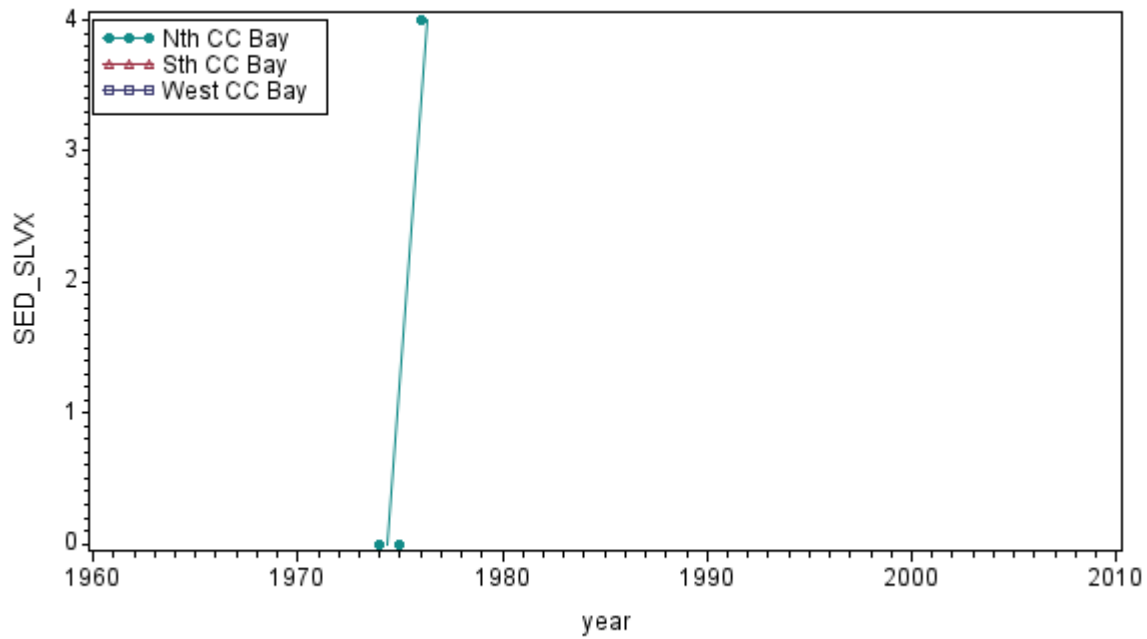
Regression Equation:
 $SED_PDDE(AU_Name/Nth\ CC\ Bay) = -3950.807 + 1.988867 \cdot year$
 $SED_PDDE(AU_Name/Sth\ CC\ Bay) = 0 + 0 \cdot year$
 $SED_PDDE(AU_Name/WestCC\ Bay) = -331.9877 + 0.166675 \cdot year$



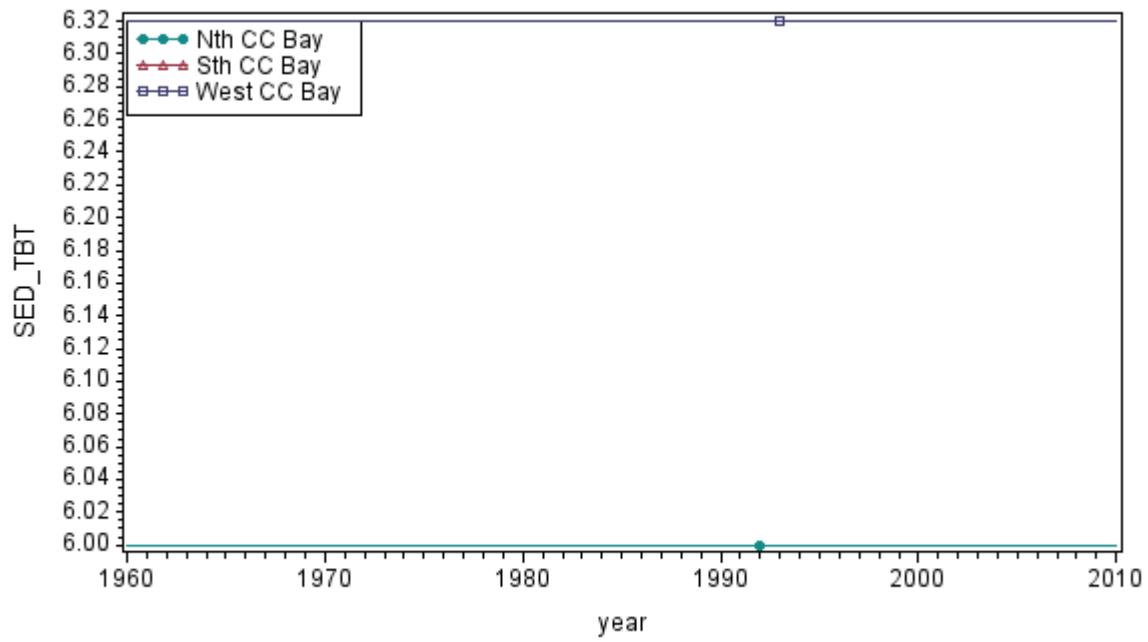
Regression Equation:
 $SED_PDDT(AU_Name/Nth\ CC\ Bay) = -6.07455 + 0.003807 \cdot year$
 $SED_PDDT(AU_Name/Sth\ CC\ Bay) = 0 + 0 \cdot year$
 $SED_PDDT(AU_Name/WestCC\ Bay) = 209.435 - 0.105 \cdot year$



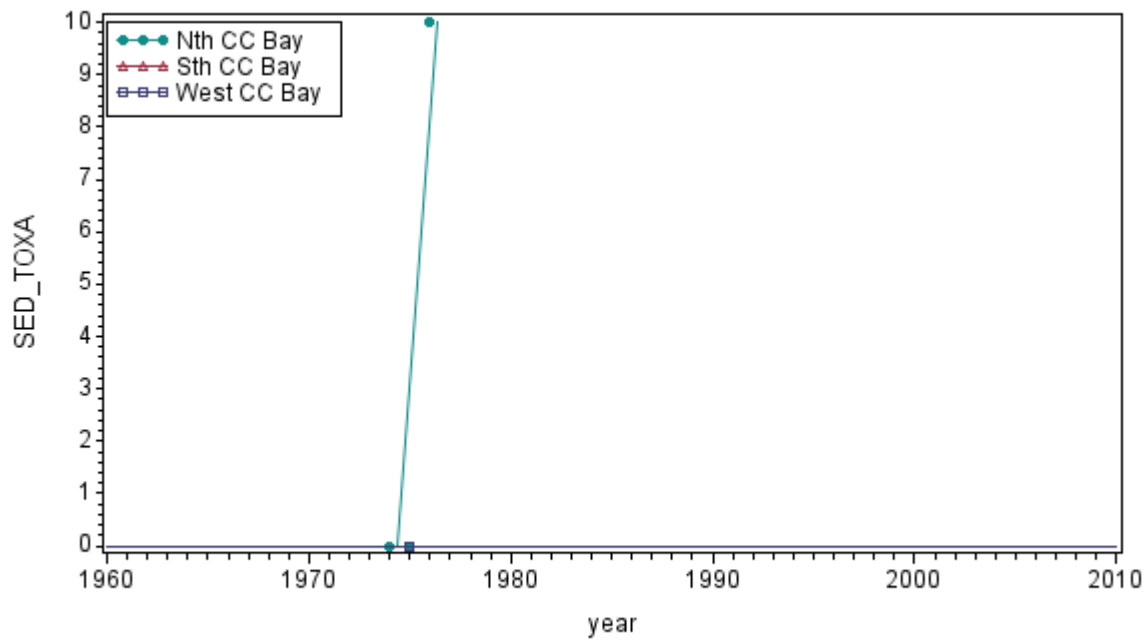
Regression Equation:
 SED_PERY(AU_Name:Nth CC Bay) = 15992.11 - 8.032316*year
 SED_PERY(AU_Name:Sth CC Bay) = 0 + 0*year
 SED_PERY(AU_Name:WestCC Bay) = 12060.5 - 6.05*year



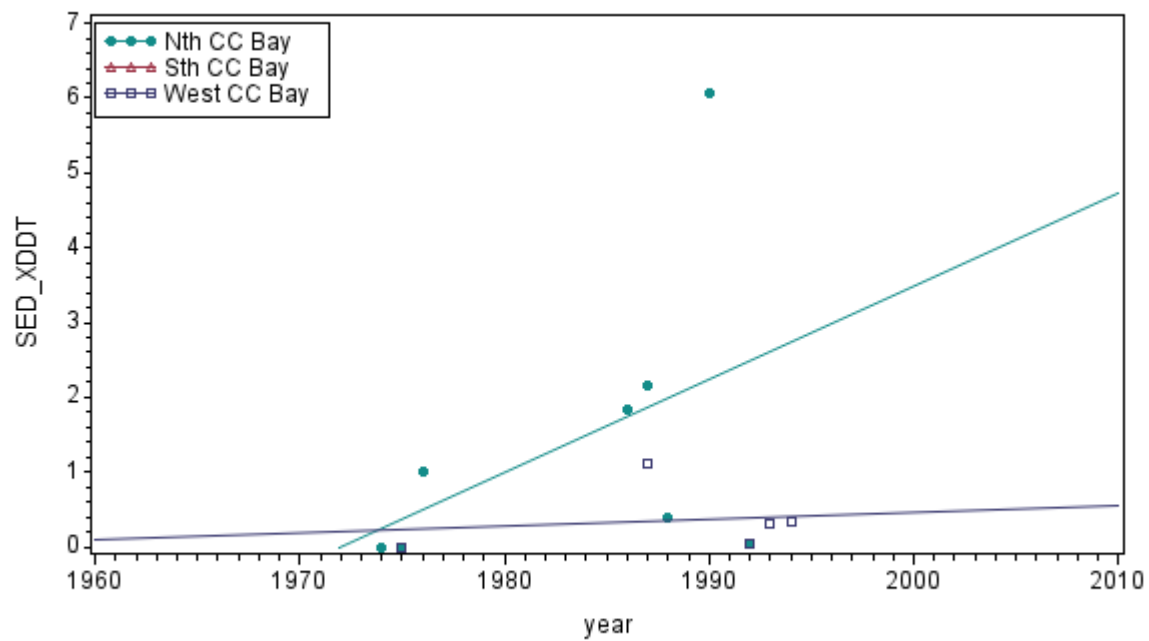
Regression Equation:
 SED_SLVX(AU_Name:Nth CC Bay) = -3948.667 + 2*year
 SED_SLVX(AU_Name:Sth CC Bay) = 0 + 0*year
 SED_SLVX(AU_Name:WestCC Bay) = 0 + 0*year



Regression Equation:
 SED_TBT(AU_Name\Nth CC Bay) = 6 + 0*year
 SED_TBT(AU_Name\Sth CC Bay) = 0 + 0*year
 SED_TBT(AU_Name\WestCC Bay) = 6.32 + 0*year

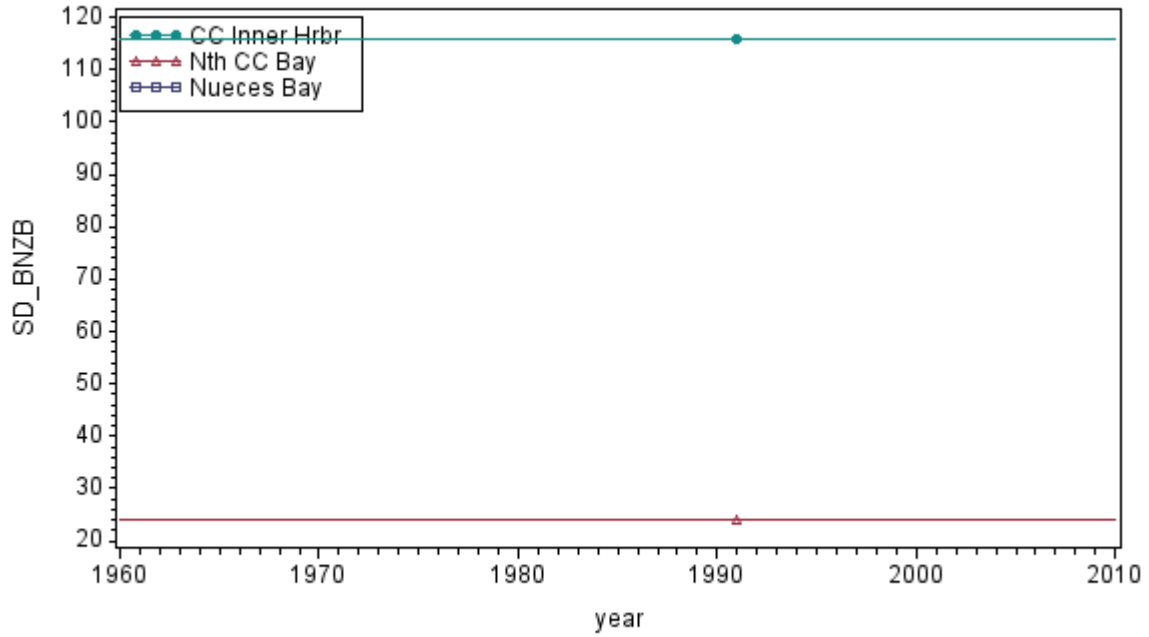


Regression Equation:
 SED_TOXA(AU_Name\Nth CC Bay) = -9871.667 + 5*year
 SED_TOXA(AU_Name\Sth CC Bay) = 0 + 0*year
 SED_TOXA(AU_Name\WestCC Bay) = 0 + 0*year

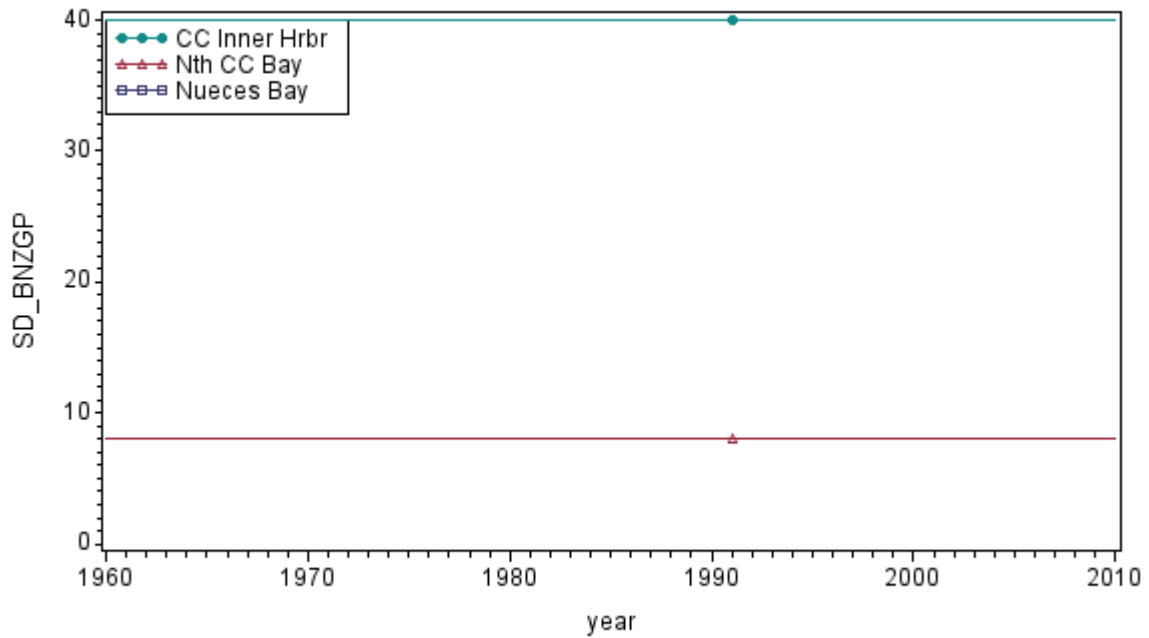


Regression Equation:
 SED_XDDT(AU_Name=Nth CC Bay) = -245.2653 + 0.124377*year
 SED_XDDT(AU_Name=Sth CC Bay) = 0 + 0*year
 SED_XDDT(AU_Name=WestCC Bay) = -17.35777 + 0.008911*year

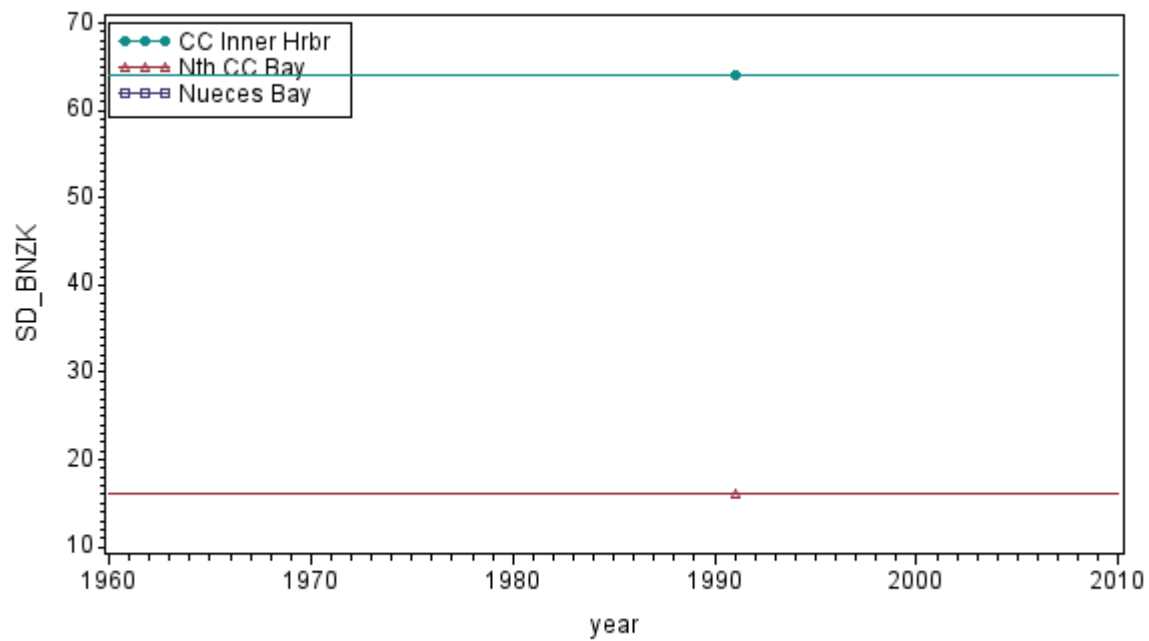
SQ4: Corpus Christi Bay and Nueces Bay



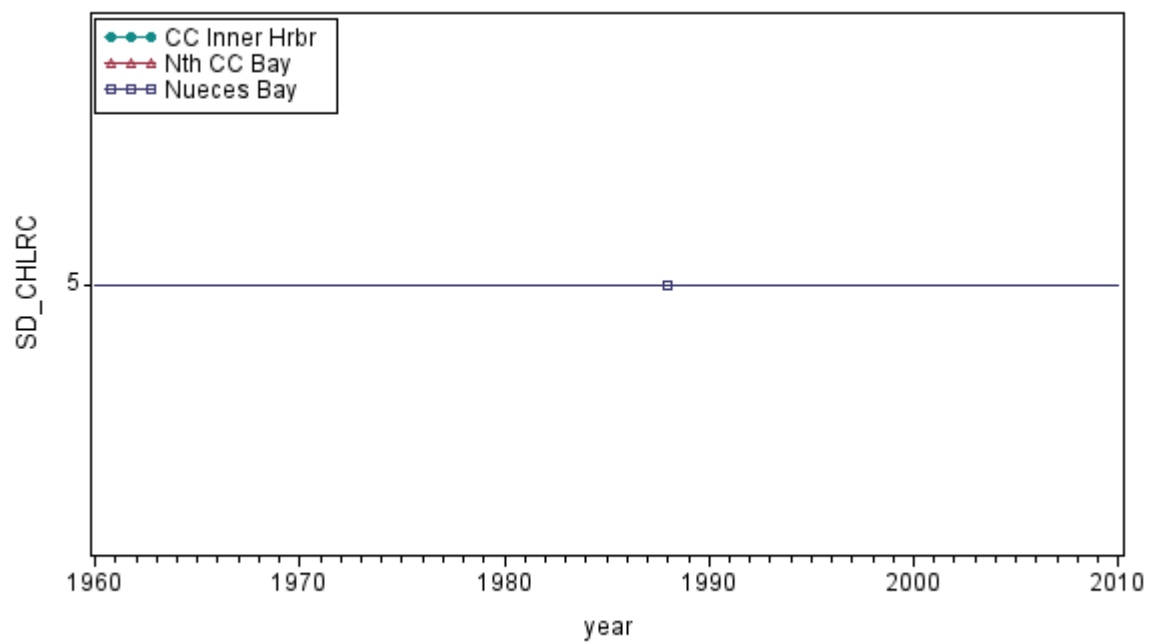
Regression Equation:
 $SD_BNZN(AU_Name:CC\ Inner\ Hrbr) = 116 + 0 \cdot year$
 $SD_BNZN(AU_Name:Nth\ CC\ Bay) = 24 + 0 \cdot year$
 $SD_BNZN(AU_Name:Nueces\ Bay) = 0 + 0 \cdot year$



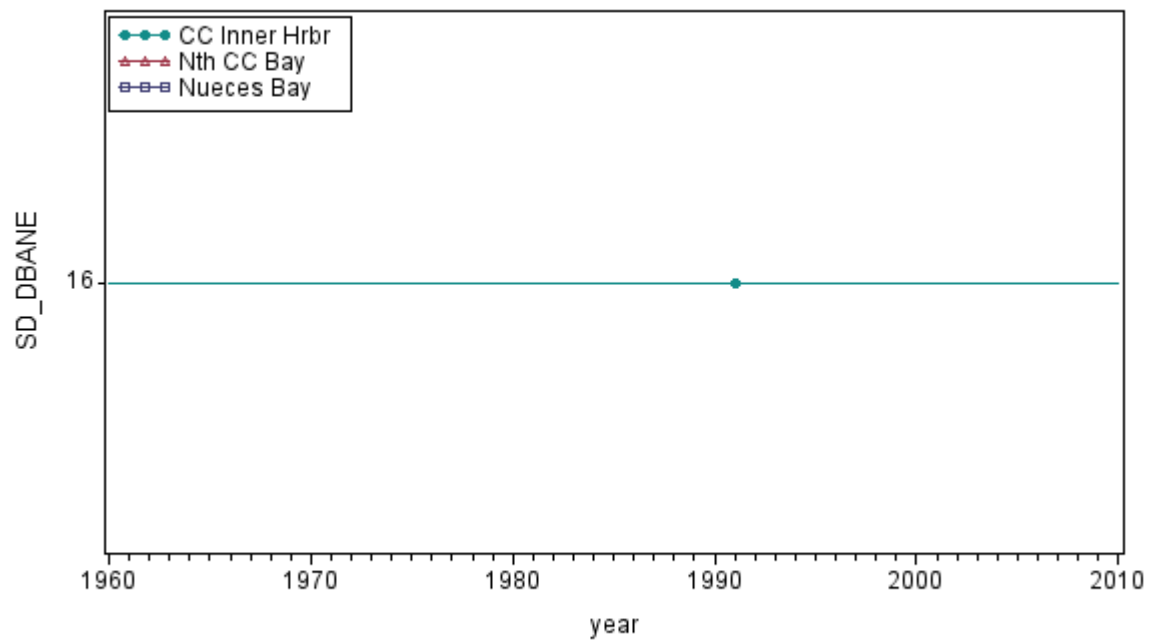
Regression Equation:
 $SD_BNZN(AU_Name:CC\ Inner\ Hrbr) = 40 + 0 \cdot year$
 $SD_BNZN(AU_Name:Nth\ CC\ Bay) = 8 + 0 \cdot year$
 $SD_BNZN(AU_Name:Nueces\ Bay) = 0 + 0 \cdot year$



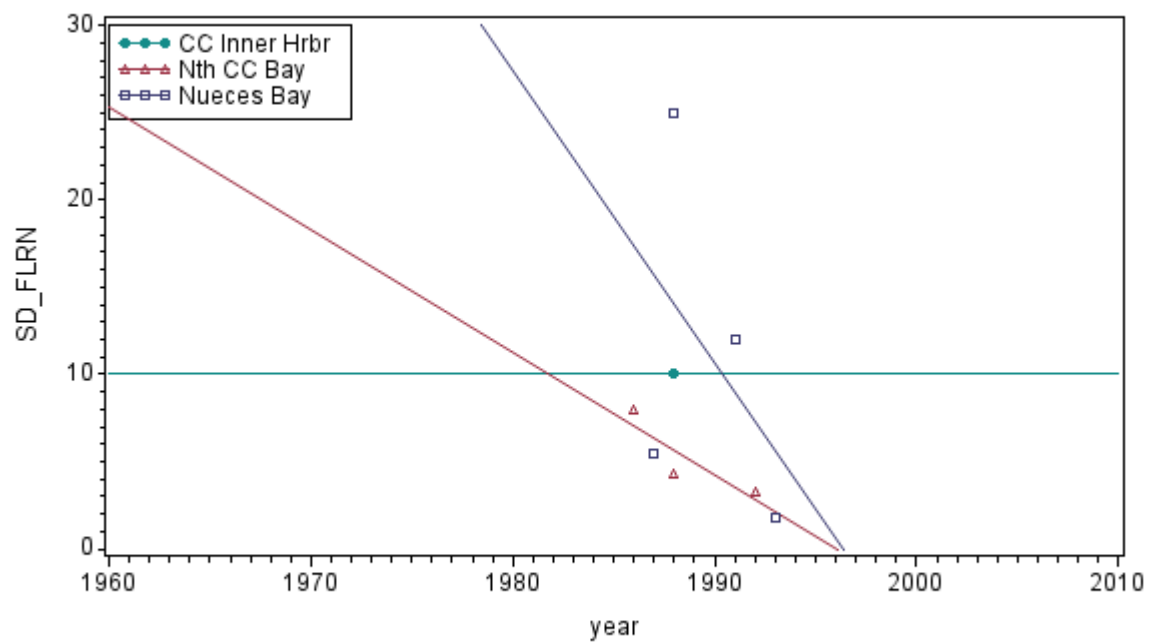
Regression Equation:
 $SD_BNZNK(AU_Name:CC\ Inner\ Hrbr) = 64 + 0 \cdot year$
 $SD_BNZNK(AU_Name:Nth\ CC\ Bay) = 16 + 0 \cdot year$
 $SD_BNZNK(AU_Name:Nueces\ Bay) = 0 + 0 \cdot year$



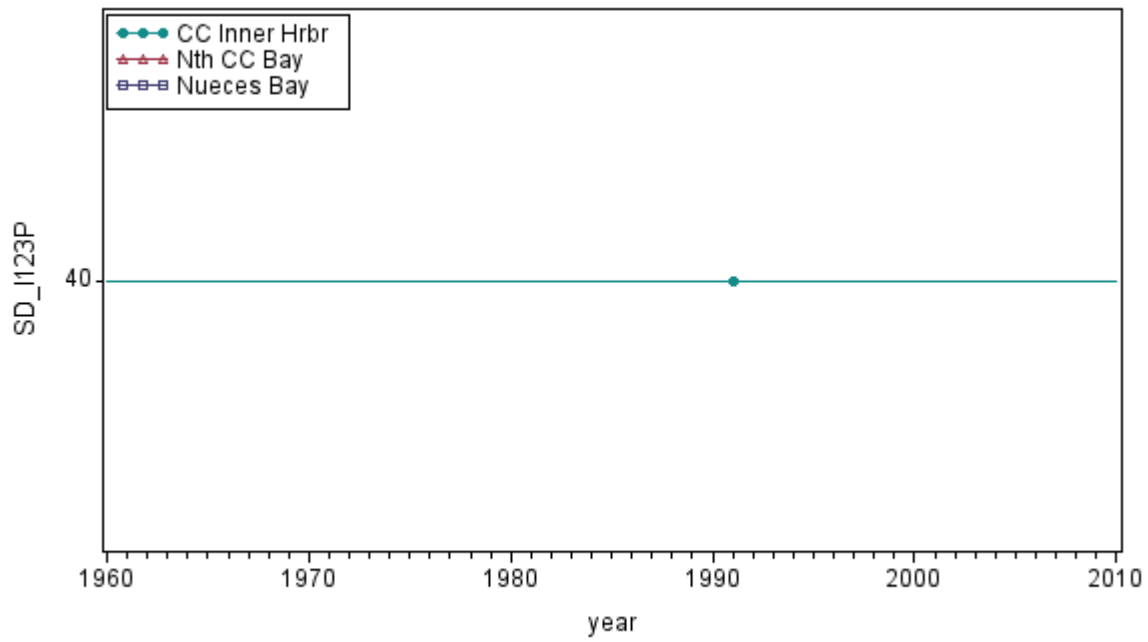
Regression Equation:
 $SD_CHLRC(AU_Name:CC\ Inner\ Hrbr) = 0 + 0 \cdot year$
 $SD_CHLRC(AU_Name:Nth\ CC\ Bay) = 0 + 0 \cdot year$
 $SD_CHLRC(AU_Name:Nueces\ Bay) = 5 + 0 \cdot year$



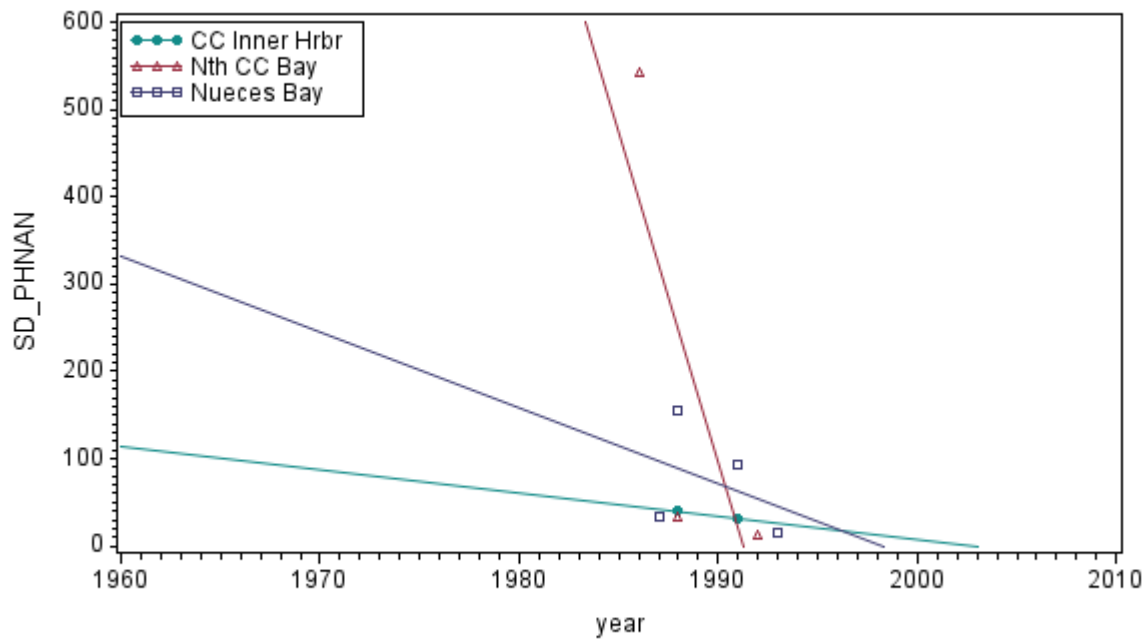
Regression Equation:
 $SD_DBANE(AU_Name:CC\ Inner\ Hrbr) = 16 + 0 \cdot year$
 $SD_DBANE(AU_Name:Nth\ CC\ Bay) = 0 + 0 \cdot year$
 $SD_DBANE(AU_Name:Nueces\ Bay) = 0 + 0 \cdot year$



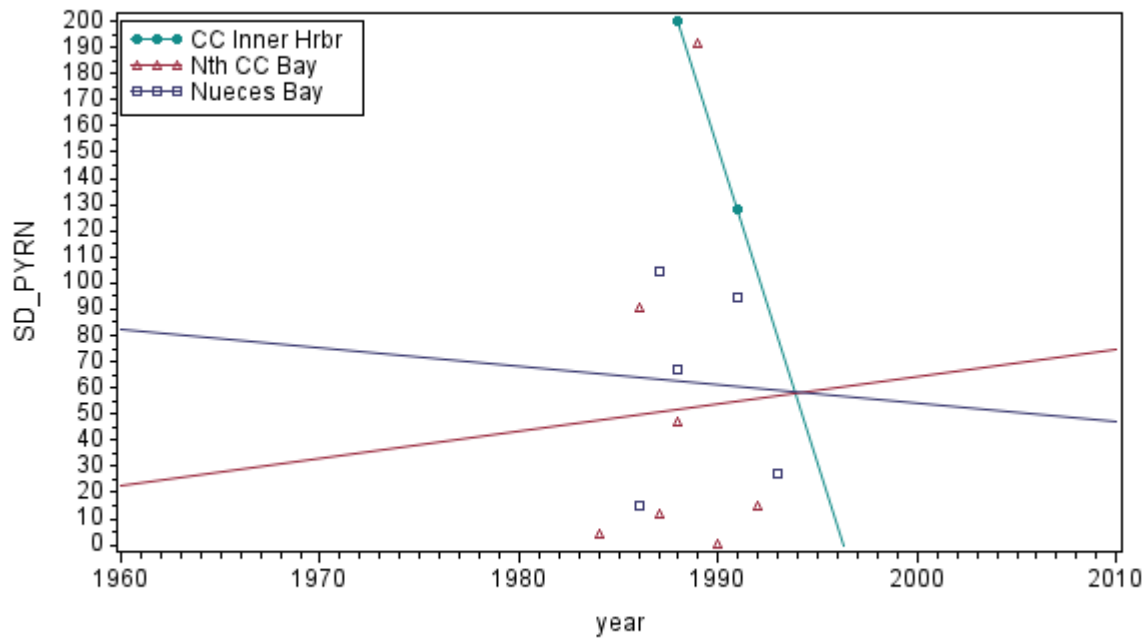
Regression Equation:
 $SD_FLRN(AU_Name:CC\ Inner\ Hrbr) = 10 + 0 \cdot year$
 $SD_FLRN(AU_Name:Nth\ CC\ Bay) = 1401.898 - 0.702321 \cdot year$
 $SD_FLRN(AU_Name:Nueces\ Bay) = 3336.8 - 1.671429 \cdot year$



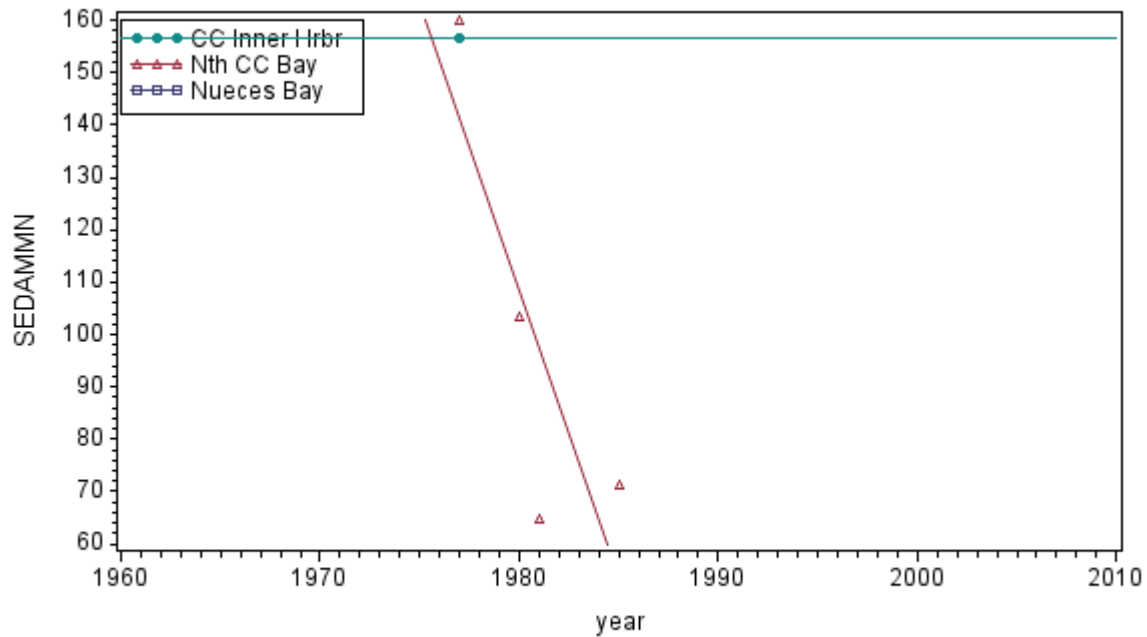
Regression Equation:
 $SD_I123P(AU_Name:CC\ Inner\ Hrbr) = 40 + 0 \cdot year$
 $SD_I123P(AU_Name:Nth\ CC\ Bay) = 40 + 0 \cdot year$
 $SD_I123P(AU_Name:Nueces\ Bay) = 40 + 0 \cdot year$



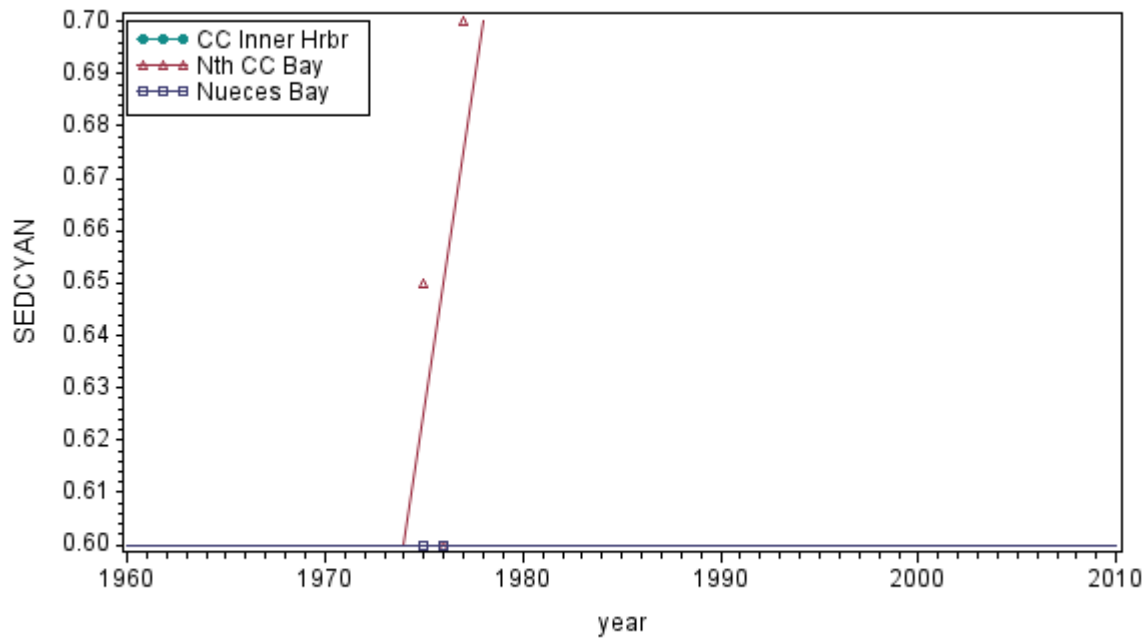
Regression Equation:
 $SD_PHNAN(AU_Name:CC\ Inner\ Hrbr) = 5341.333 - 2.666667 \cdot year$
 $SD_PHNAN(AU_Name:Nth\ CC\ Bay) = 151979.9 - 16.3244 \cdot year$
 $SD_PHNAN(AU_Name:Nueces\ Bay) = 17282.73 - 8.64818 \cdot year$



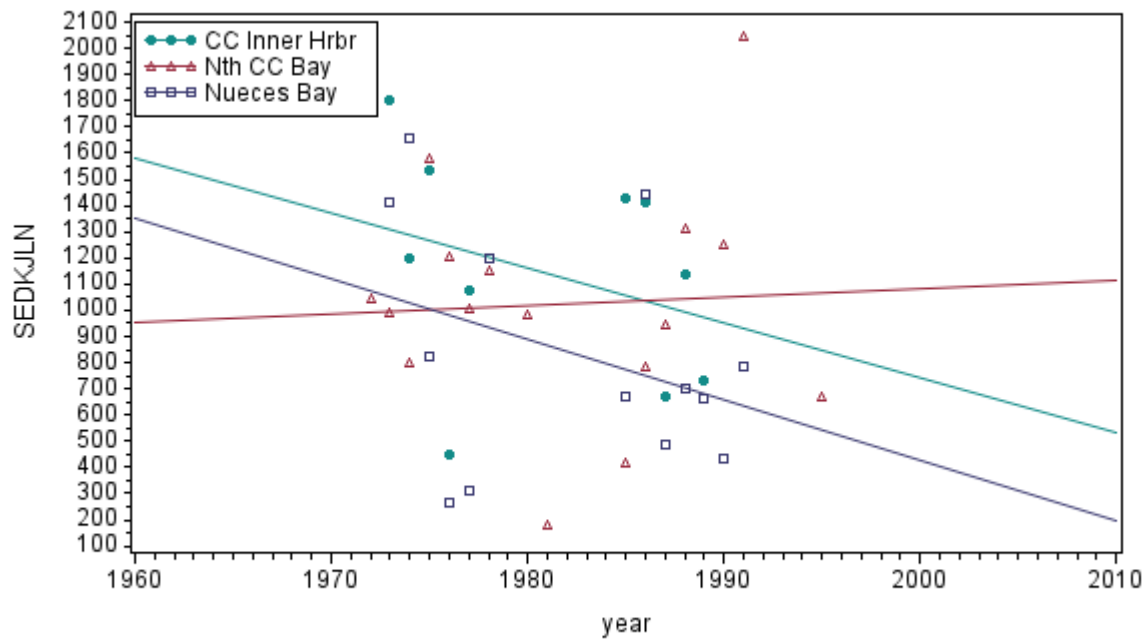
Regression Equation:
 SD_PYRN(AU_Name:CC Inner Hrbr) = 47912 - 24*year
 SD_PYRN(AU_Name:Nth CC Bay) = -2007.748 + 1.035873*year
 SD_PYRN(AU_Name:Nueces Bay) = 1466.259 - 0.706162*year



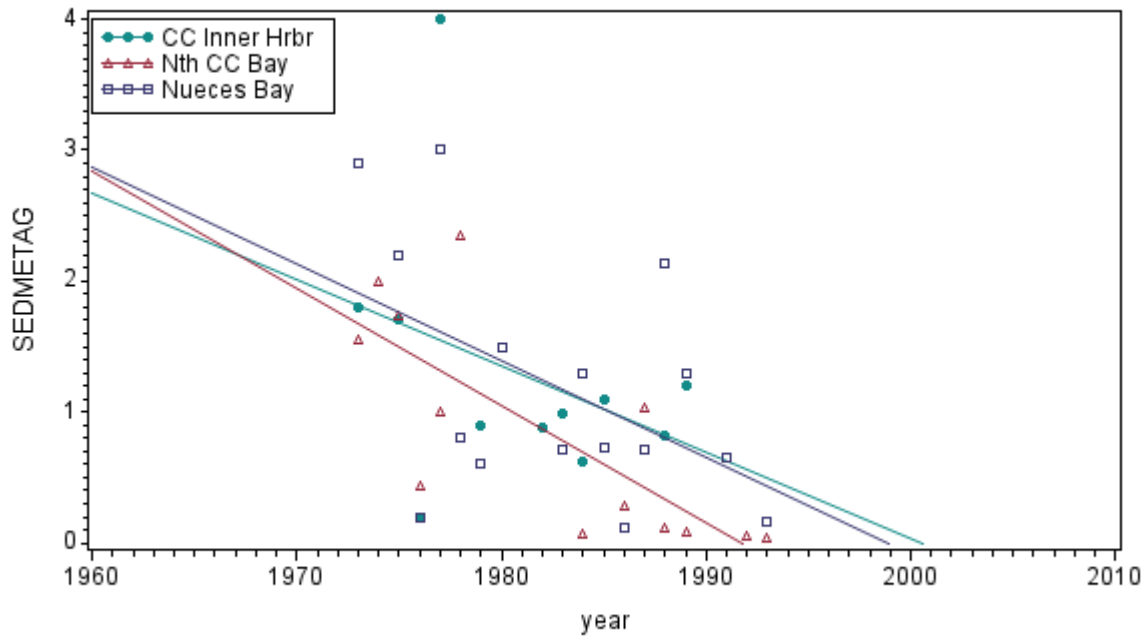
Regression Equation:
 SEDAMMN(AU_Name:CC Inner Hrbr) = 156.6667 + 0*year
 SEDAMMN(AU_Name:Nth CC Bay) = 21760.1 - 10.93537*year
 SEDAMMN(AU_Name:Nueces Bay) = 0 + 0*year



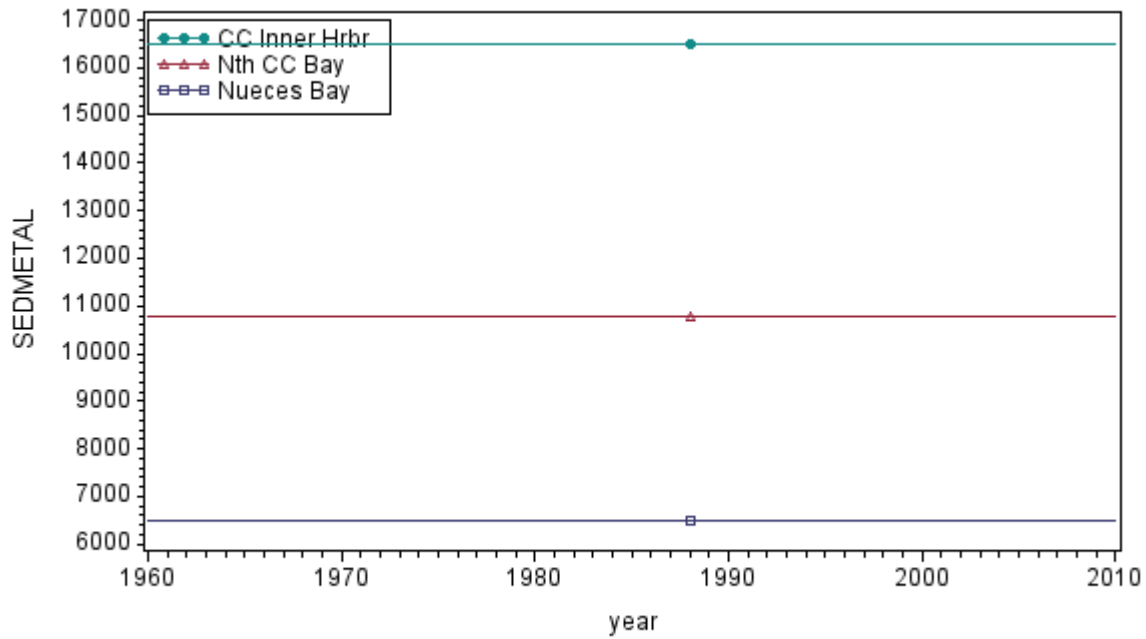
Regression Equation:
 SEDCYAN(AU_Name:CC Inner Hrbr) = 0 + 0*year
 SEDCYAN(AU_Name:Nth CC Bay) = -48.75 + 0.005*year
 SEDCYAN(AU_Name:Nueces Bay) = 0.6 + 0*year



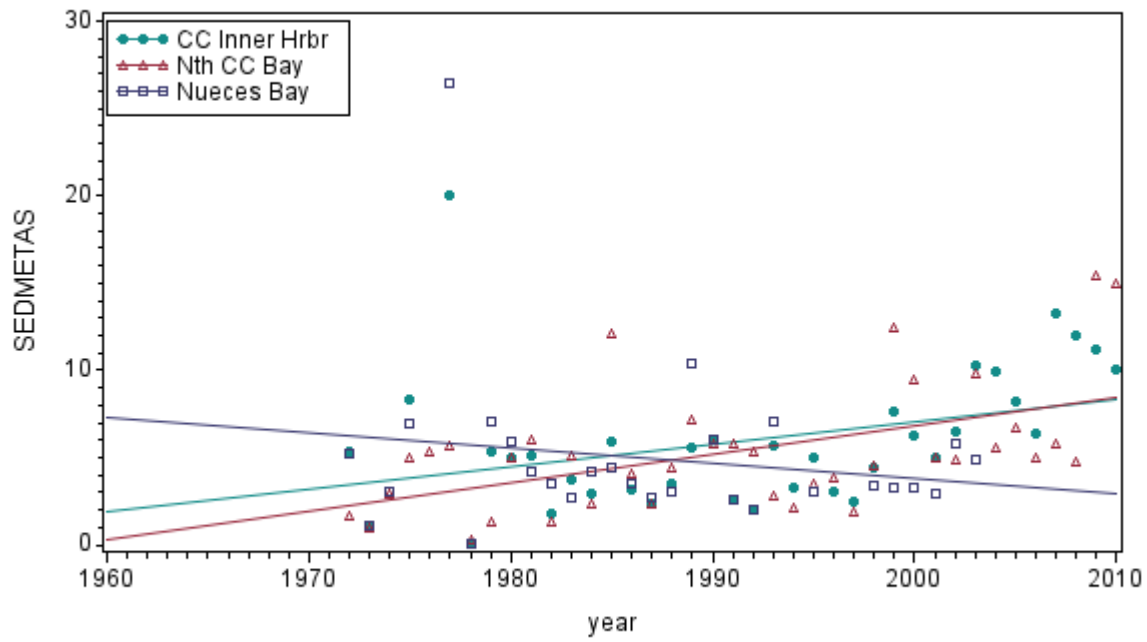
Regression Equation:
 SEDKJLN(AU_Name:CC Inner Hrbr) = 42644.04 - 20.94899*year
 SEDKJLN(AU_Name:Nth CC Bay) = -5090.67 + 3.085293*year
 SEDKJLN(AU_Name:Nueces Bay) = 46606.71 - 23.09111*year



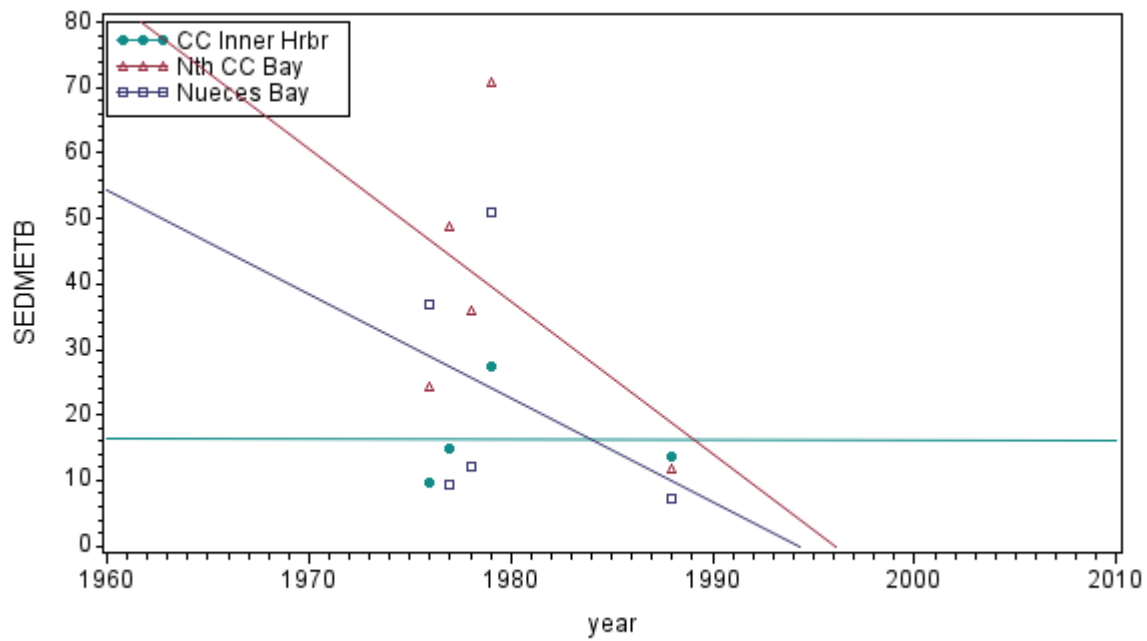
Regression Equation:
 SEDMETAG(AU_Name:CC Inner Hrbr) = 131.604 - 0.065781*year
 SEDMETAG(AU_Name:Nth CC Bay) = 177.7509 - 0.089244*year
 SEDMETAG(AU_Name:Nueces Bay) = 147.196 - 0.073638*year



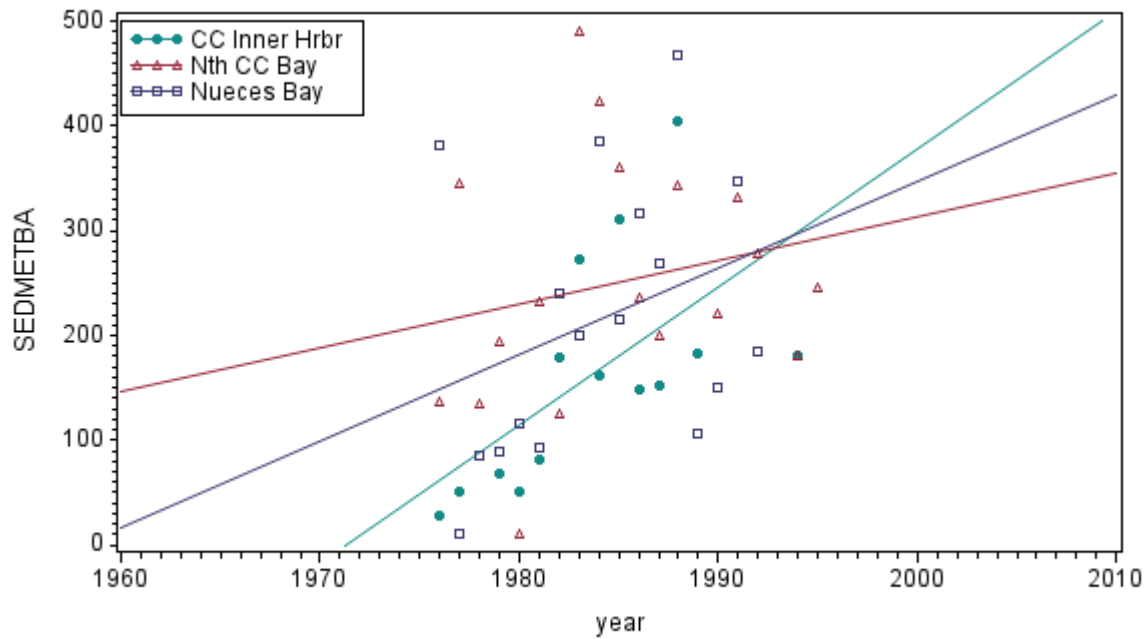
Regression Equation:
 SEDMETAL(AU_Name:CC Inner Hrbr) = 16497.5 + 0*year
 SEDMETAL(AU_Name:Nth CC Bay) = 10759.88 + 0*year
 SEDMETAL(AU_Name:Nueces Bay) = 6496.333 + 0*year



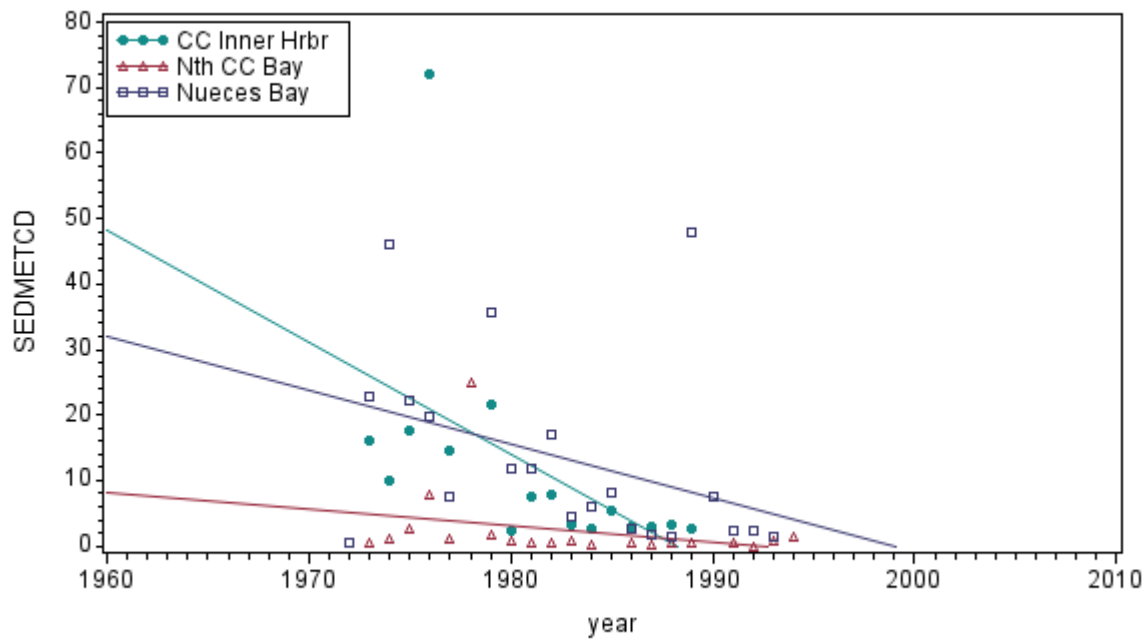
Regression Equation:
 SEDMETAS(AU_Name:CC Inner Hrbr) = -249.7013 + 0.128358*year
 SEDMETAS(AU_Name:Nth CC Bay) = -316.5532 + 0.161682*year
 SEDMETAS(AU_Name:Nueces Bay) = 178.3753 - 0.087272*year



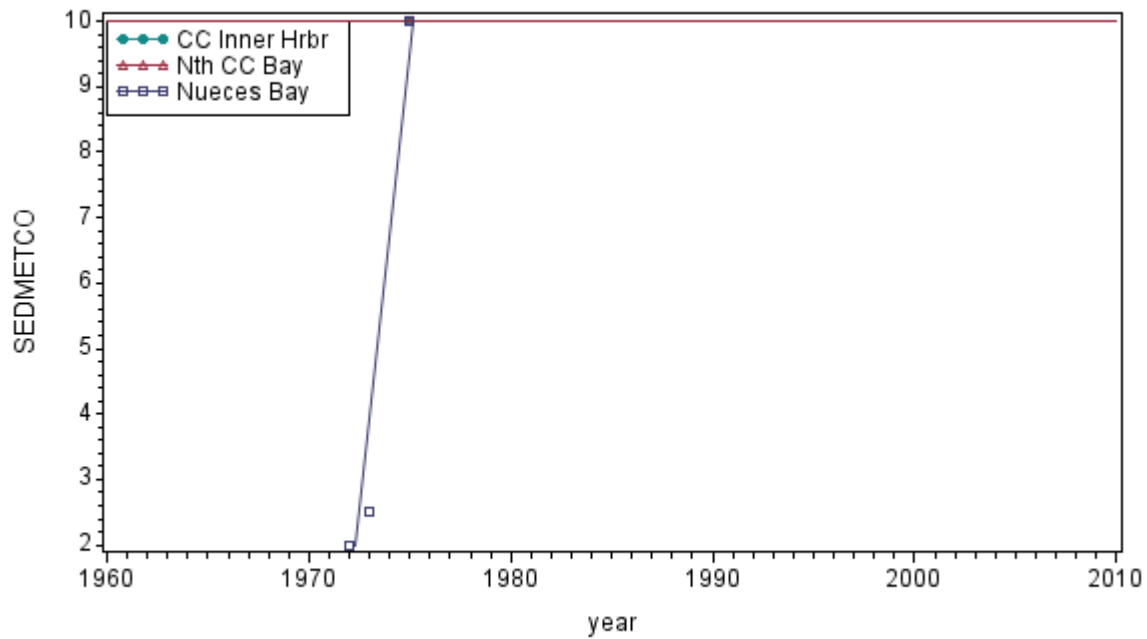
Regression Equation:
 SEDMETB(AU_Name:CC Inner Hrbr) = 29.93333 - 0.006852*year
 SEDMETB(AU_Name:Nth CC Bay) = 4636.378 - 2.32269*year
 SEDMETB(AU_Name:Nueces Bay) = 3151.575 - 1.580272*year



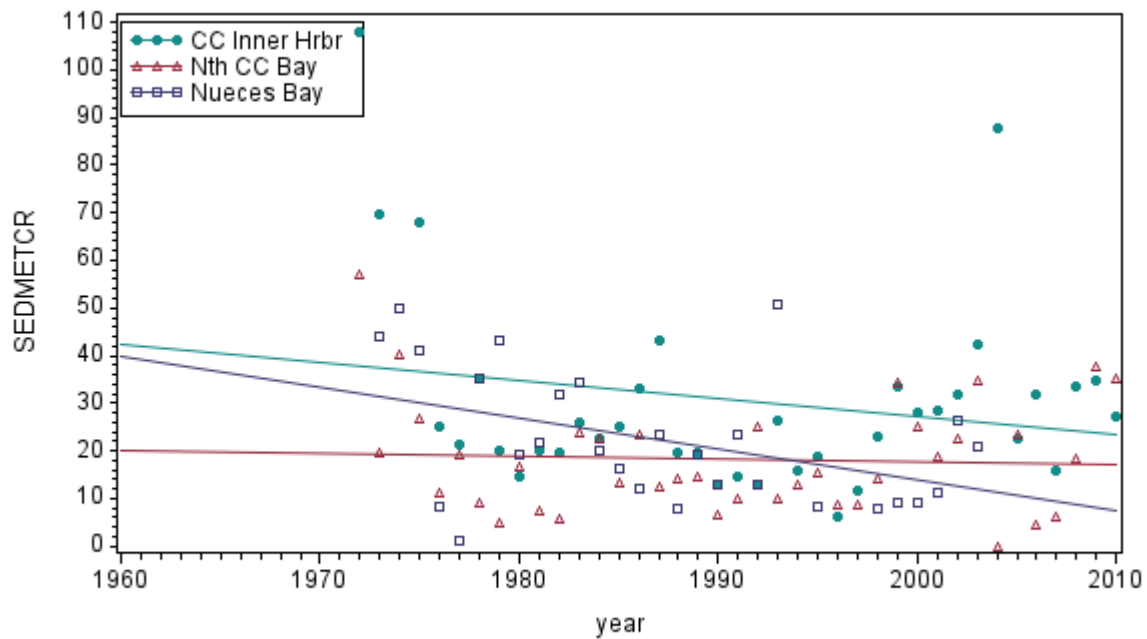
Regression Equation:
 SEDMETBA(AU-Name:CC Inner Hrbr) = -29990.06 + 13.16393*year
 SEDMETBA(AU-Name:Nth CC Bay) = -7993.96 + 4.153216*year
 SEDMETBA(AU-Name:Nueces Bay) = -16159.2 + 8.253191*year



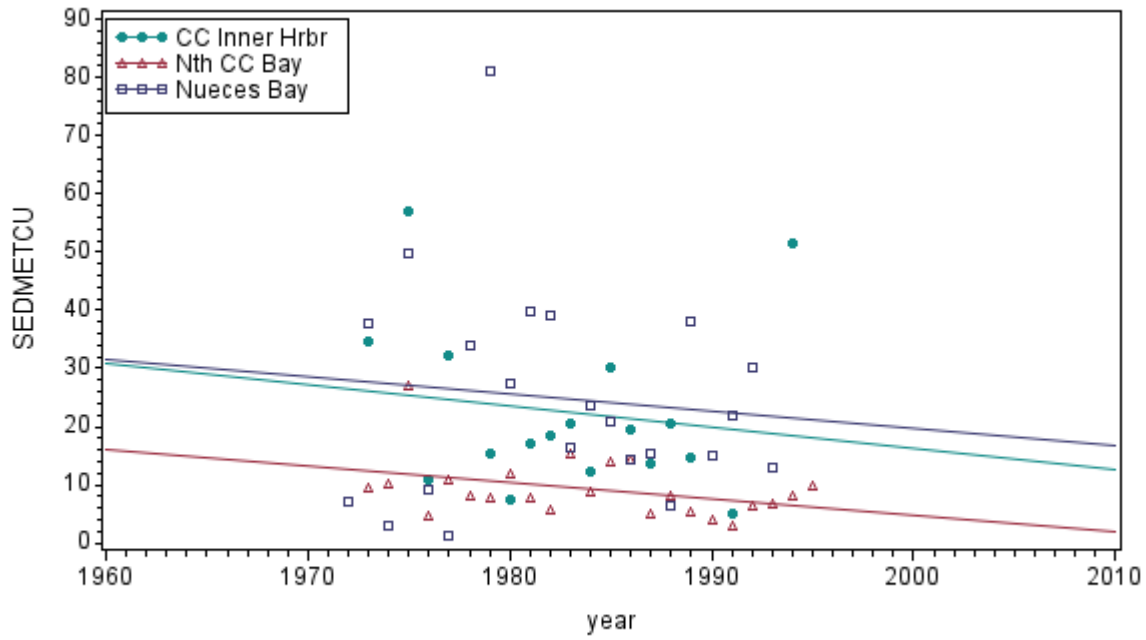
Regression Equation:
 SEDMETCD(AU-Name:CC Inner Hrbr) = 3401.488 - 1.710813*year
 SEDMETCD(AU-Name:Nth CC Bay) = 490.3815 - 0.246093*year
 SEDMETCD(AU-Name:Nueces Bay) = 1638.306 - 0.819553*year



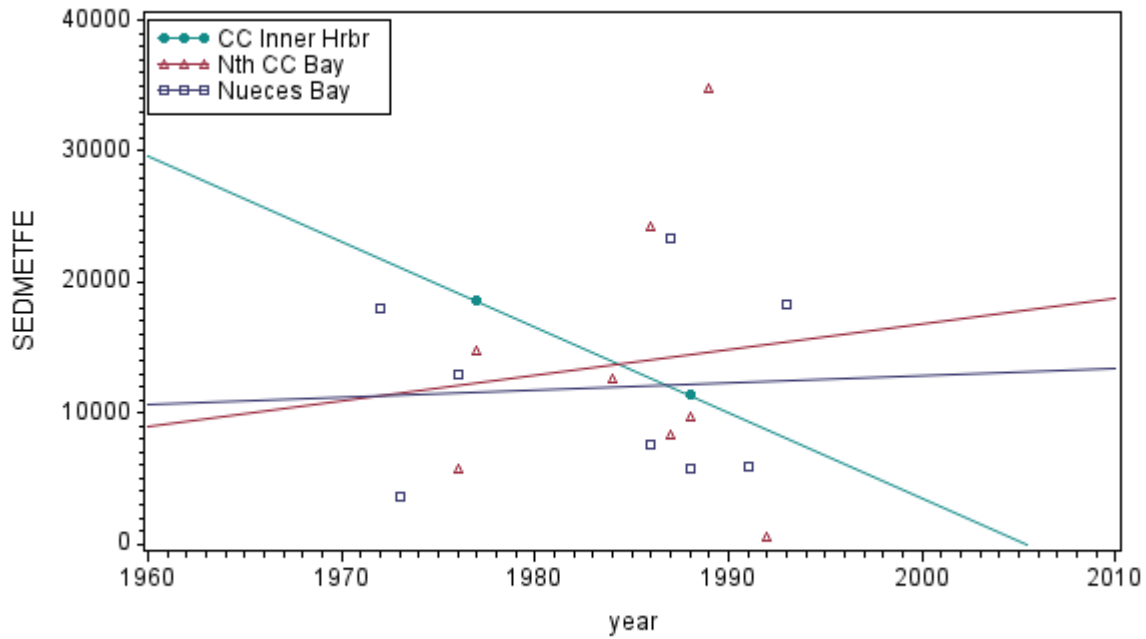
Regression Equation:
 SEDMETCO(AU_Name:CC Inner Hrbr) = 10 + 0*year
 SEDMETCO(AU_Name:Nth CC Bay) = 10 + 0*year
 SEDMETCO(AU_Name:Nueces Bay) = -5562.786 + 2.821429*year



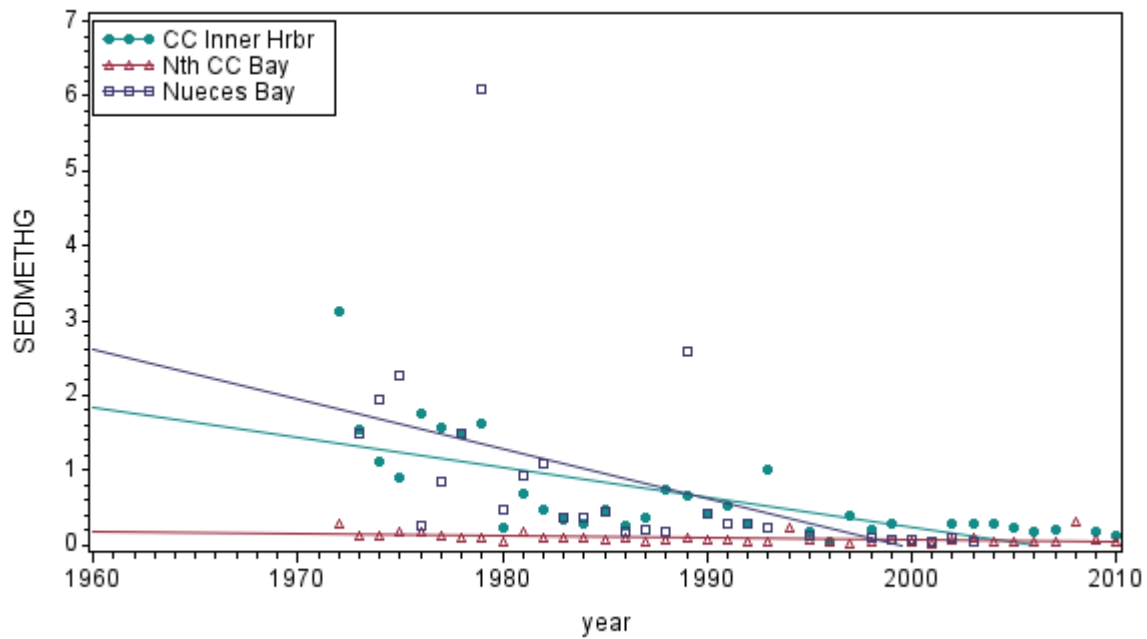
Regression Equation:
 SEDMETCR(AU_Name:CC Inner Hrbr) = 787.7211 - 0.380363*year
 SEDMETCR(AU_Name:Nth CC Bay) = 136.6753 - 0.059444*year
 SEDMETCR(AU_Name:Nueces Bay) = 1324.513 - 0.655371*year



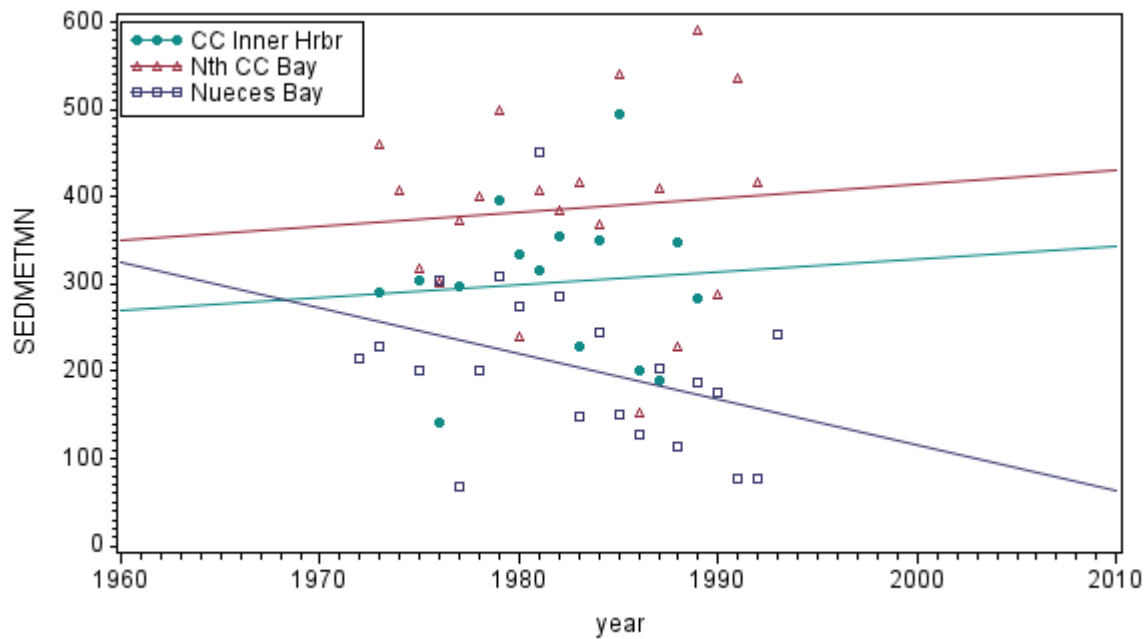
Regression Equation:
 SEDMETCU(AU-Name:CC Inner Hrbr) = 749.6982 - 0.366782*year
 SEDMETCU(AU-Name:Nth CC Bay) = 571.0049 - 0.283158*year
 SEDMETCU(AU-Name:Nueces Bay) = 613.0024 - 0.296734*year



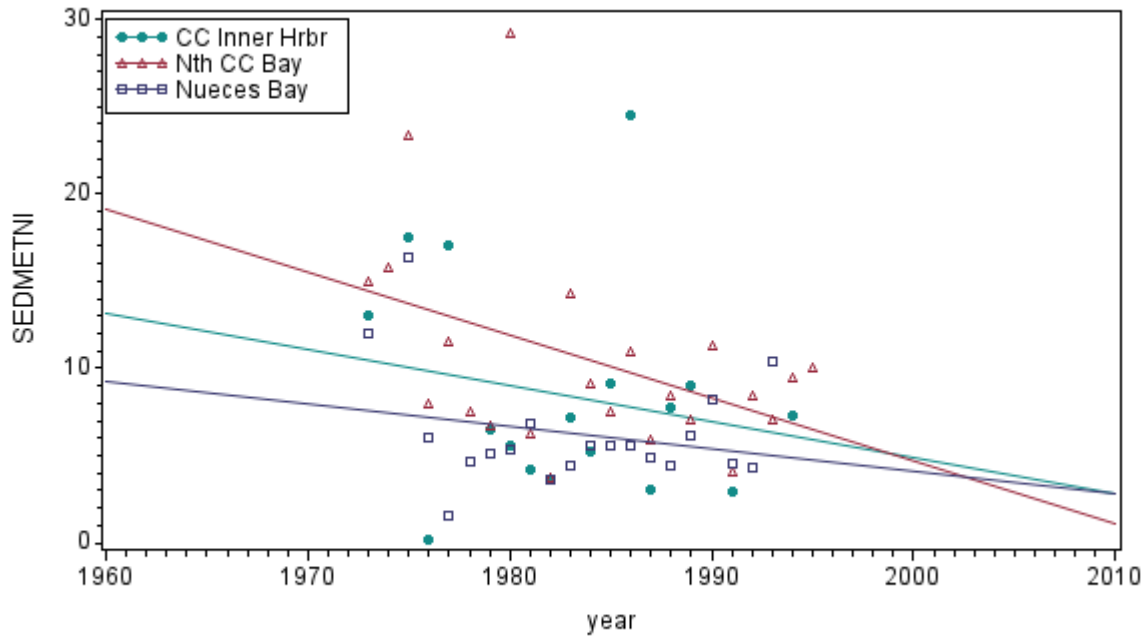
Regression Equation:
 SEDMETFE(AU-Name:CC Inner Hrbr) = 1311344 - 653.9141*year
 SEDMETFE(AU-Name:Nth CC Bay) = -370657 + 193.7238*year
 SEDMETFE(AU-Name:Nueces Bay) = -96029.67 + 54.4433*year



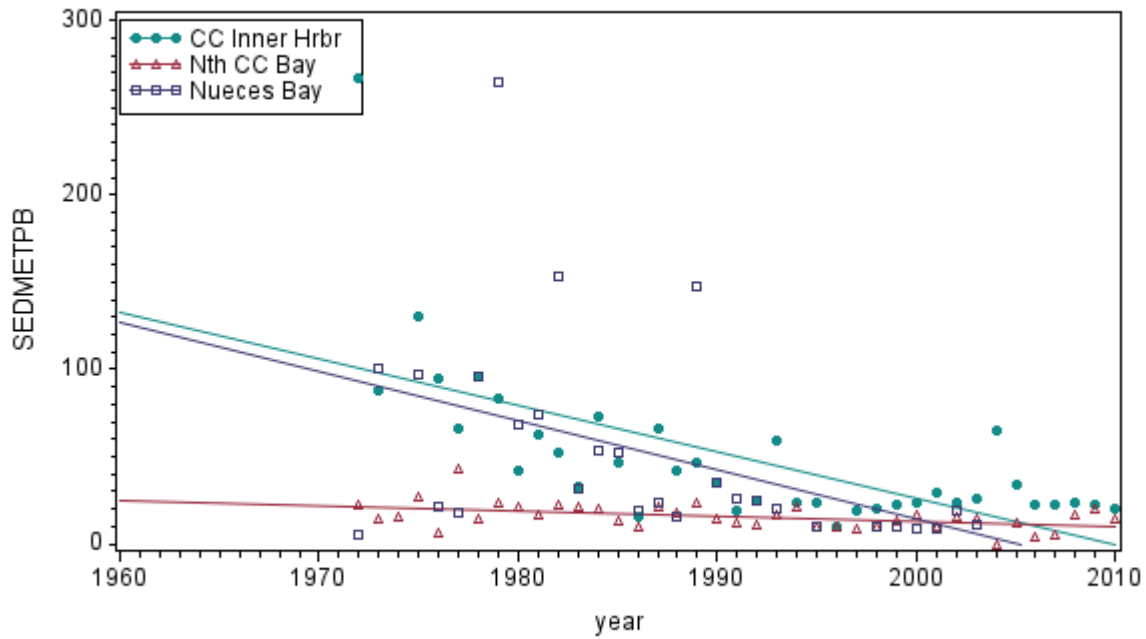
Regression Equations:
 SEDMETHG(AU_Name:CC Inner Hrbr) = $79.99686 - 0.039676 \cdot \text{year}$
 SEDMETHG(AU_Name:Nth CC Bay) = $4.818324 - 0.002373 \cdot \text{year}$
 SEDMETHG(AU_Name:Nueces Bay) = $132.51 - 0.06627 \cdot \text{year}$



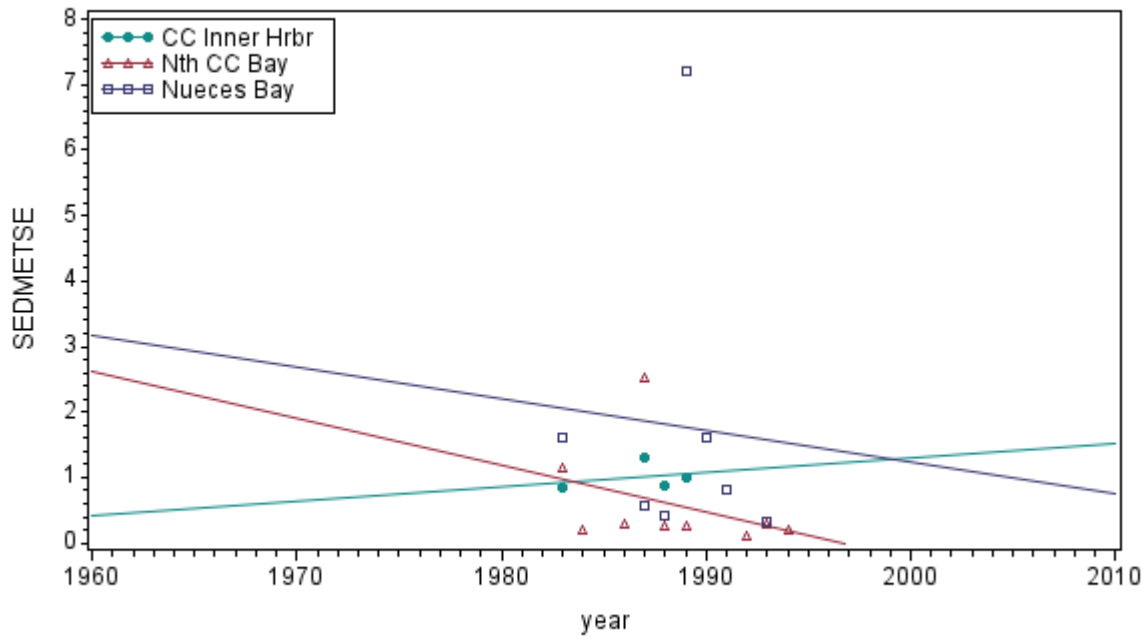
Regression Equations:
 SEDMETMN(AU_Name:CC Inner Hrbr) = $-2589.735 + 1.459108 \cdot \text{year}$
 SEDMETMN(AU_Name:Nth CC Bay) = $-2624.623 + 1.619907 \cdot \text{year}$
 SEDMETMN(AU_Name:Nueces Bay) = $10559.32 - 5.222188 \cdot \text{year}$



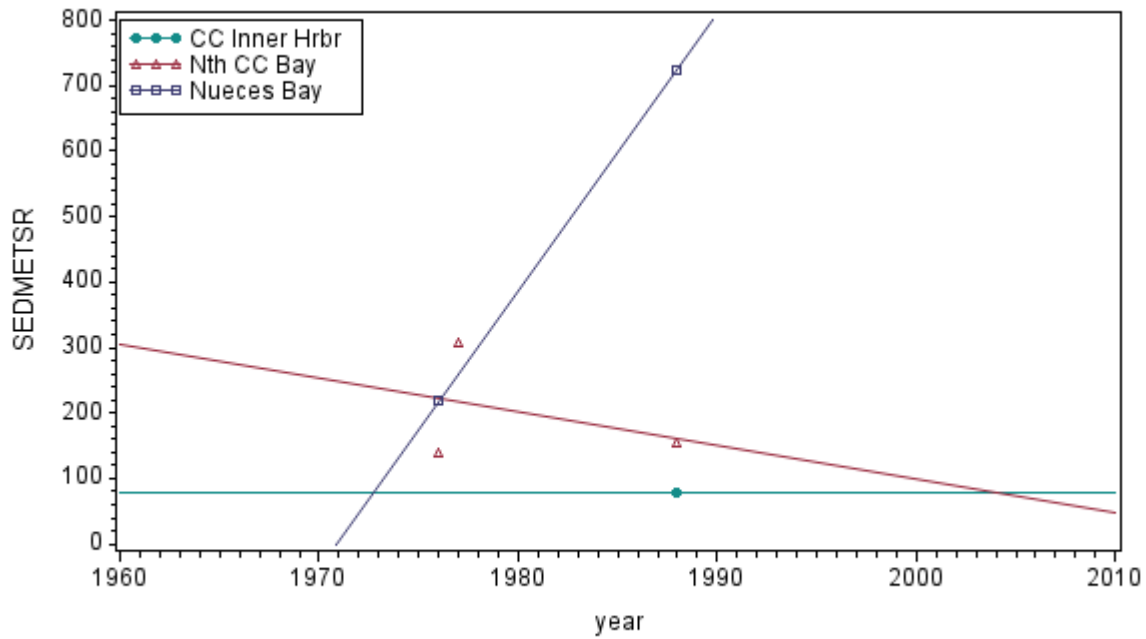
Regression Equations:
 SEDMETNI(AU_Name:CC Inner Hrbr) = 416.6381 - 0.205853*year
 SEDMETNI(AU_Name:Nth CC Bay) = 724.6969 - 0.359994*year
 SEDMETNI(AU_Name:Nueces Bay) = 251.0285 - 0.12844*year



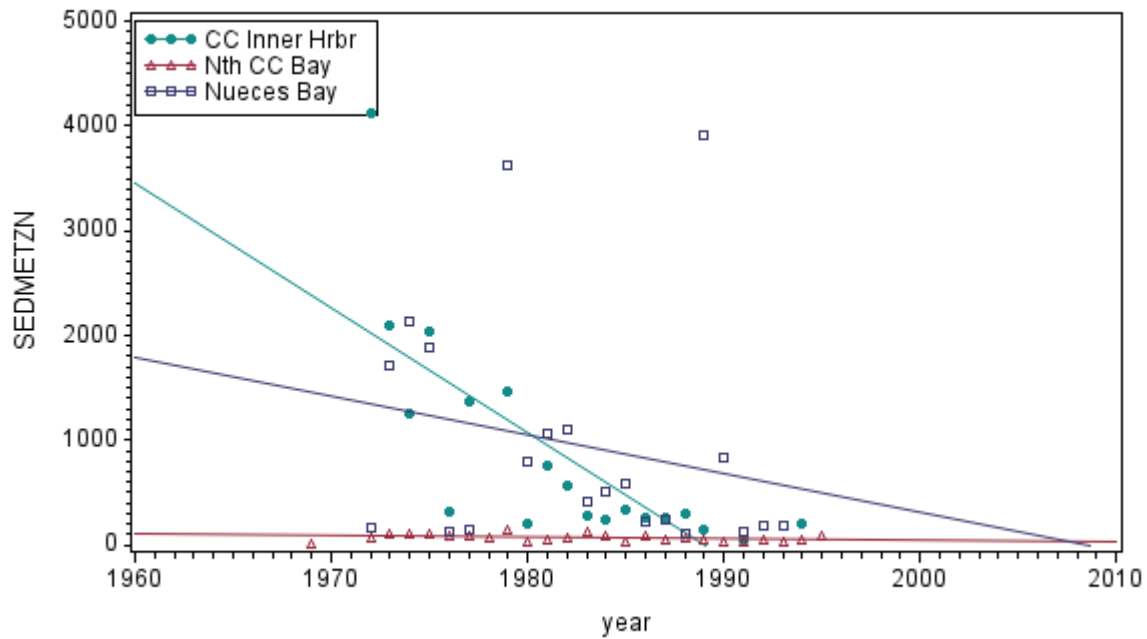
Regression Equations:
 SEDMETPB(AU_Name:CC Inner Hrbr) = 5342.988 - 2.658172*year
 SEDMETPB(AU_Name:Nth CC Bay) = 634.3718 - 0.310748*year
 SEDMETPB(AU_Name:Nueces Bay) = 5619.761 - 2.802472*year



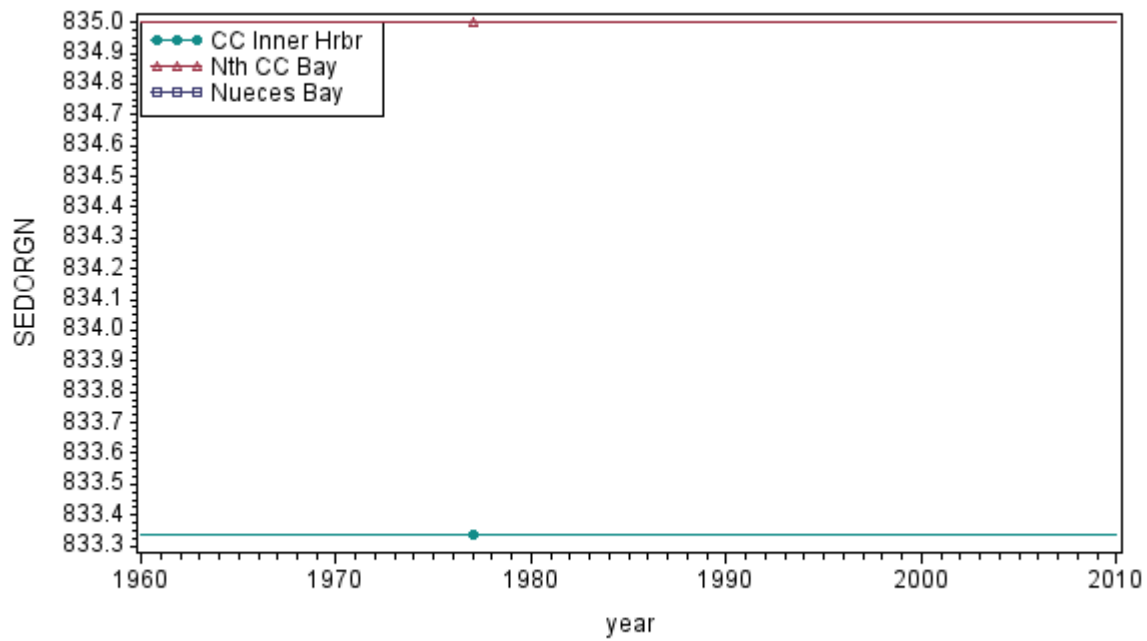
Regression Equation:
 SEDMETSE(AU_Name:CC Inner Hrbr) = -43.75622 + 0.02253*year
 SEDMETSE(AU_Name:Nth CC Bay) = 141.7589 - 0.070993*year
 SEDMETSE(AU_Name:Nueces Bay) = 96.49294 - 0.048628*year



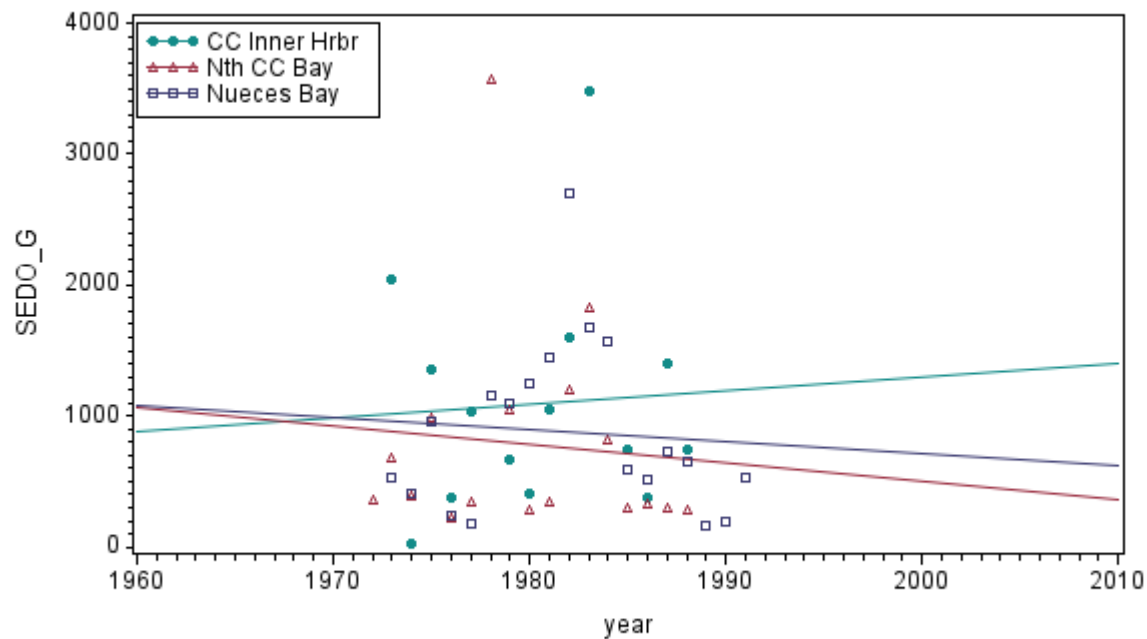
Regression Equation:
 SEDMETSr(AU_Name:CC Inner Hrbr) = 77.725 + 0*year
 SEDMETSr(AU_Name:Nth CC Bay) = 10335.93 - 5.117845*year
 SEDMETSr(AU_Name:Nueces Bay) = -83169.11 + 42.20046*year



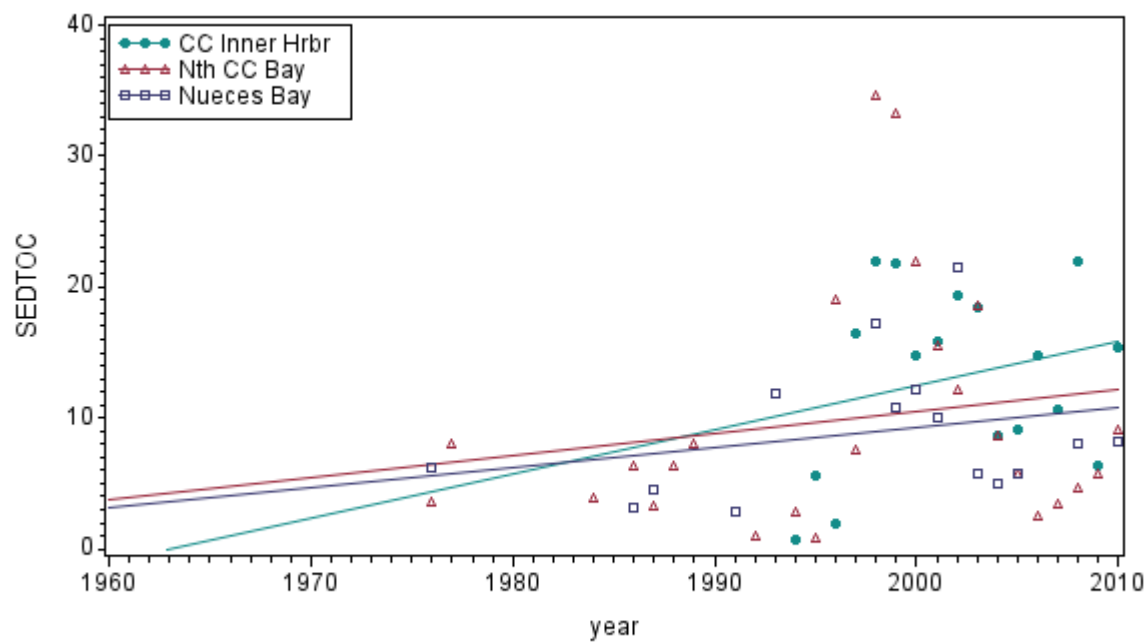
Regression Equation:
 SEDMETZN(AU_Name:CC Inner Hrbr) = 236689 - 118.9938*year
 SEDMETZN(AU_Name:Nth CC Bay) = 2916.069 - 1.436126*year
 SEDMETZN(AU_Name:Nueces Bay) = 73751.29 - 36.71641*year



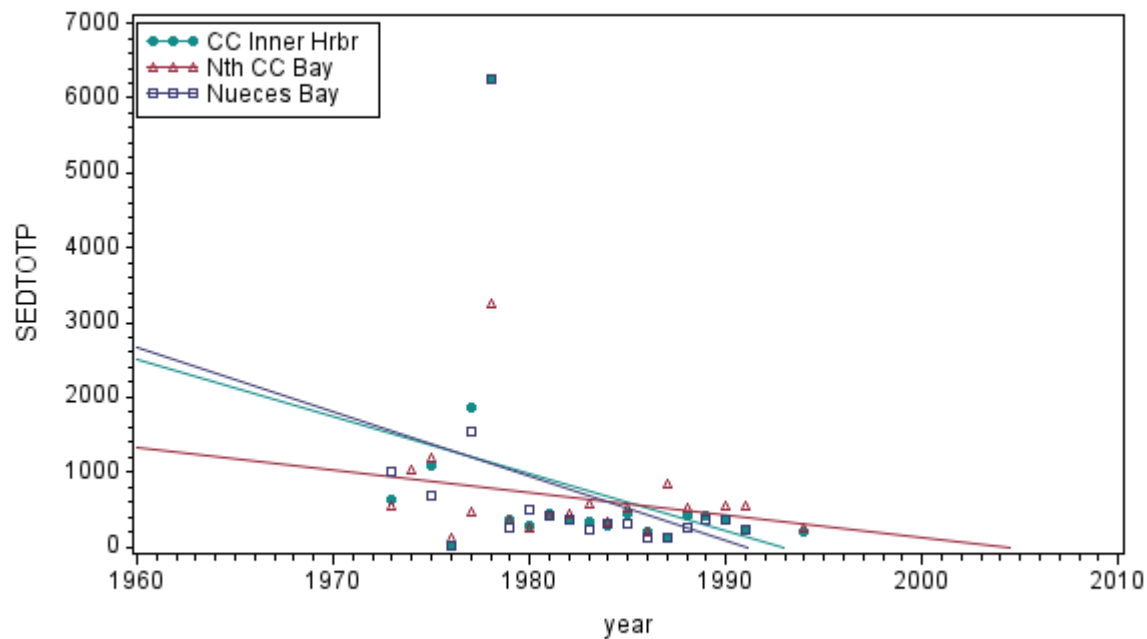
Regression Equation:
 SEDORGN(AU_Name:CC Inner Hrbr) = 833.3333 + 0*year
 SEDORGN(AU_Name:Nth CC Bay) = 835 + 0*year
 SEDORGN(AU_Name:Nueces Bay) = 0 + 0*year



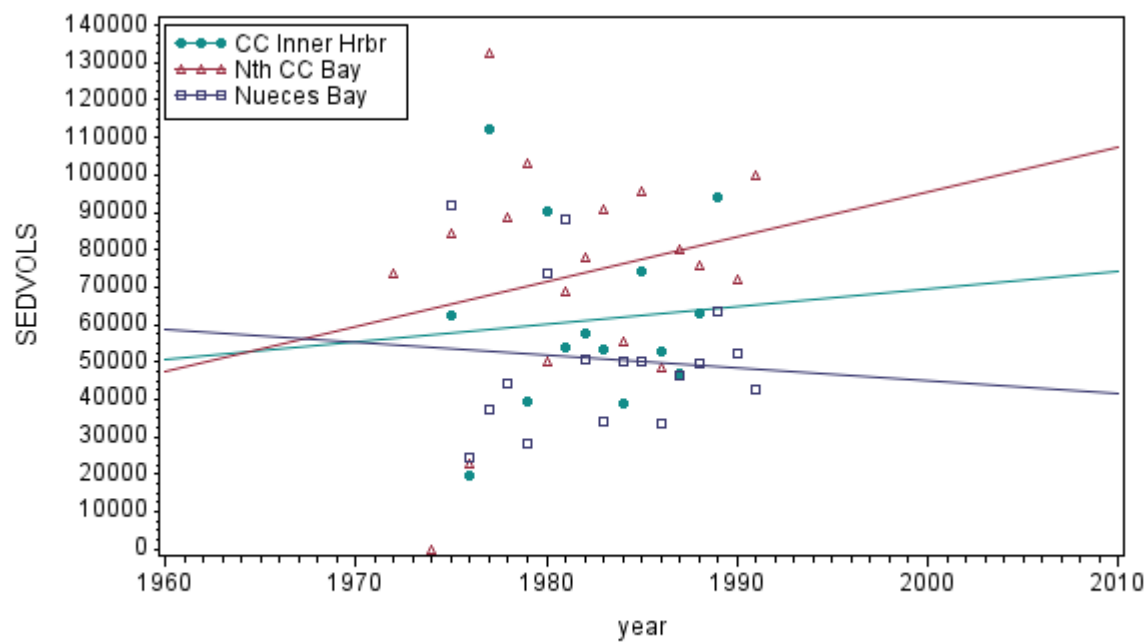
Regression Equation:
 SEDO_G (AU_Name:CC Inner Hrbr) = -19360.5 + 10.32775*year
 SEDO_G (AU_Name:Nth CC Bay) = 28377.99 - 13.93724*year
 SEDO_G (AU_Name:Nueces Bay) = 19035.48 - 9.162632*year



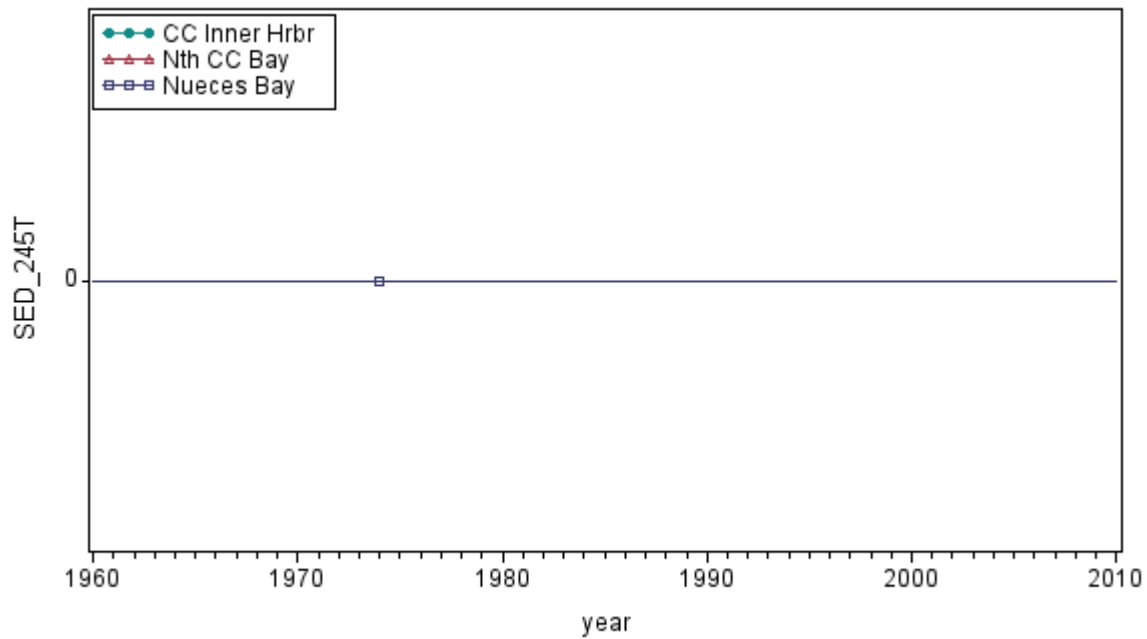
Regression Equation:
 SEDTOC (AU_Name:CC Inner Hrbr) = -660.5531 + 0.336524*year
 SEDTOC (AU_Name:Nth CC Bay) = -328.6408 + 0.169563*year
 SEDTOC (AU_Name:Nueces Bay) = -299.3221 + 0.154288*year



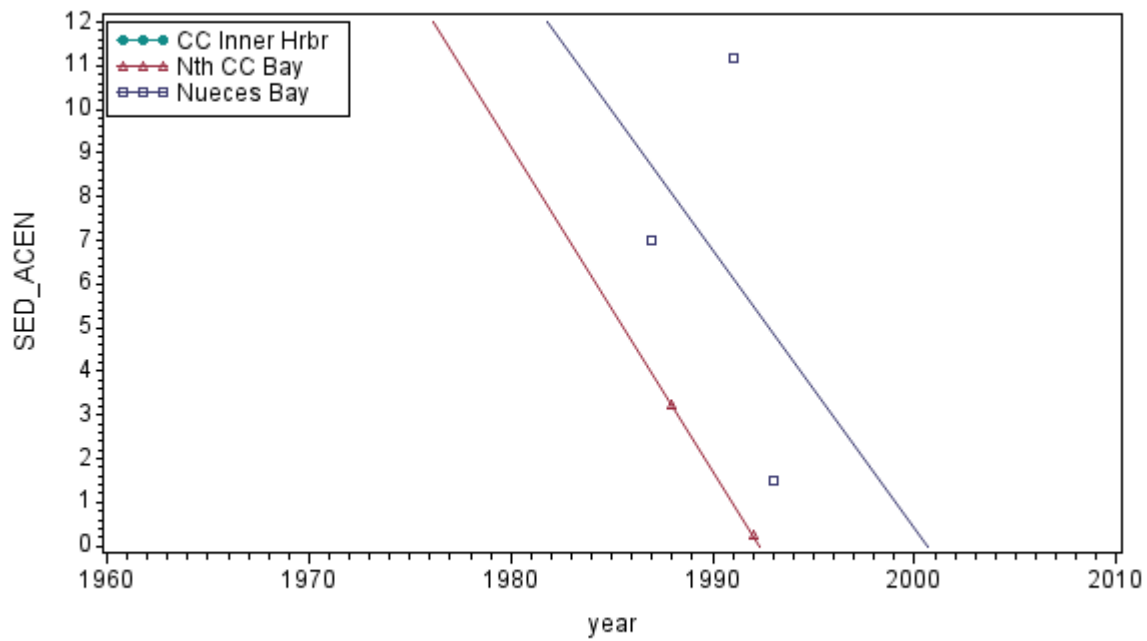
Regression Equation:
 SEDTOTP(AU_Name:CC Inner Hrbr) = 152554.3 - 76.54852*year
 SEDTOTP(AU_Name:Nth CC Bay) = 59320.6 - 29.59417*year
 SEDTOTP(AU_Name:Nueces Bay) = 170195.7 - 85.47802*year



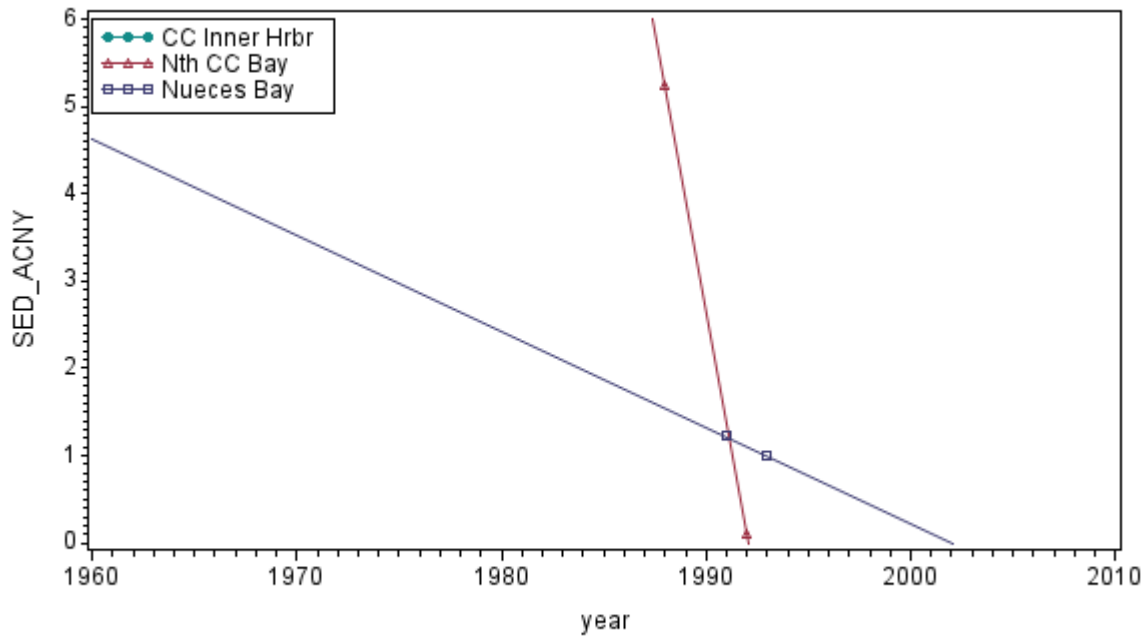
Regression Equation:
 SEDVOLS(AU_Name:CC Inner Hrbr) = -878698.5 + 474.2142*year
 SEDVOLS(AU_Name:Nth CC Bay) = -2293303 + 1194.336*year
 SEDVOLS(AU_Name:Nueces Bay) = 731905.1 - 343.5458*year



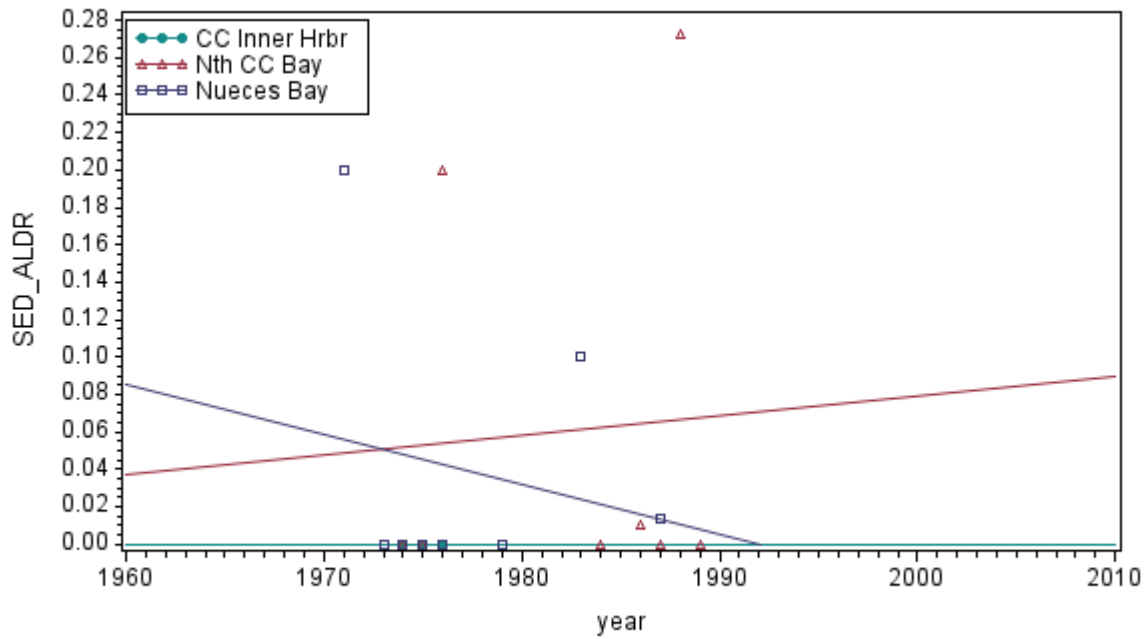
Regression Equation:
 SED_245T(AU_Name:CC Inner Hrbr) = 0 + 0*year
 SED_245T(AU_Name:Nth CC Bay) = 0 + 0*year
 SED_245T(AU_Name:Nueces Bay) = 0 + 0*year



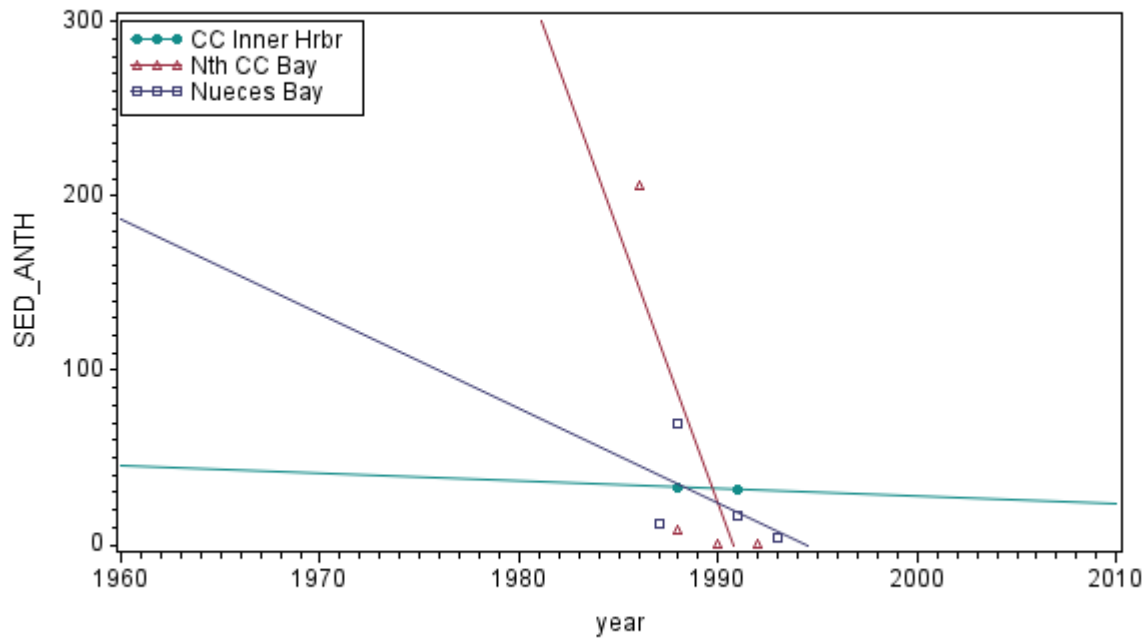
Regression Equation:
 SED_ACEN(AU_Name:CC Inner Hrbr) = 0 + 0*year
 SED_ACEN(AU_Name:Nth CC Bay) = 1471.86 - 0.73875*year
 SED_ACEN(AU_Name:Nueces Bay) = 1271.85 - 0.635714*year



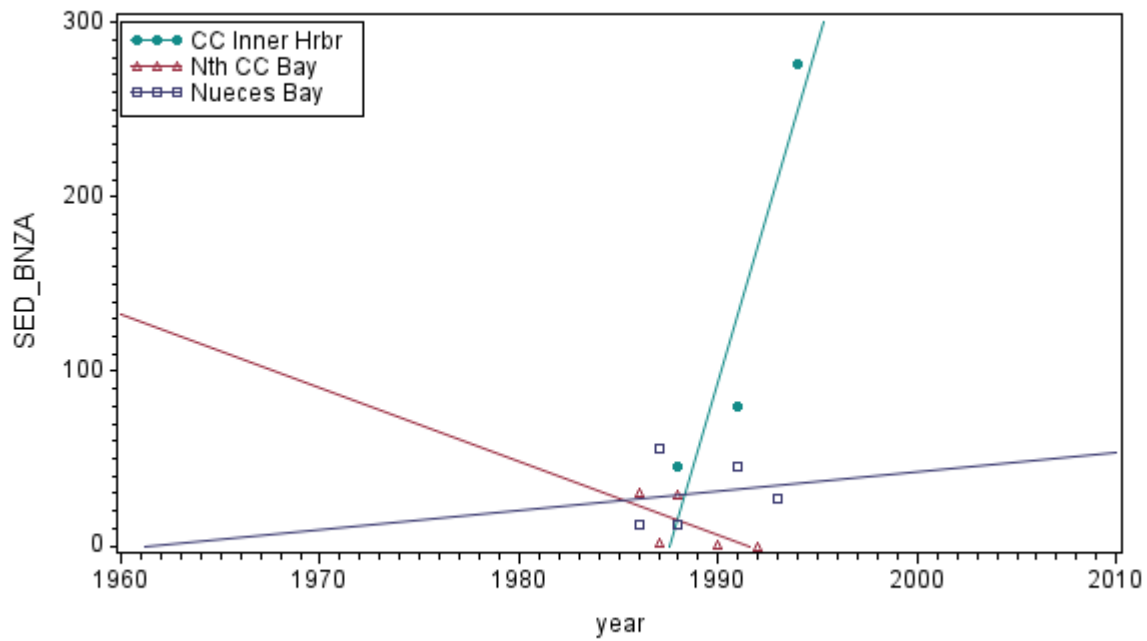
Regression Equation:
 SED_ACNY(AU_Name:CC Inner Hrbr) = 0+0*year
 SED_ACNY(AU_Name:Nth CC Bay) = 2559.82 - 1.285*year
 SED_ACNY(AU_Name:Nueces Bay) = 220.23 - 0.11*year



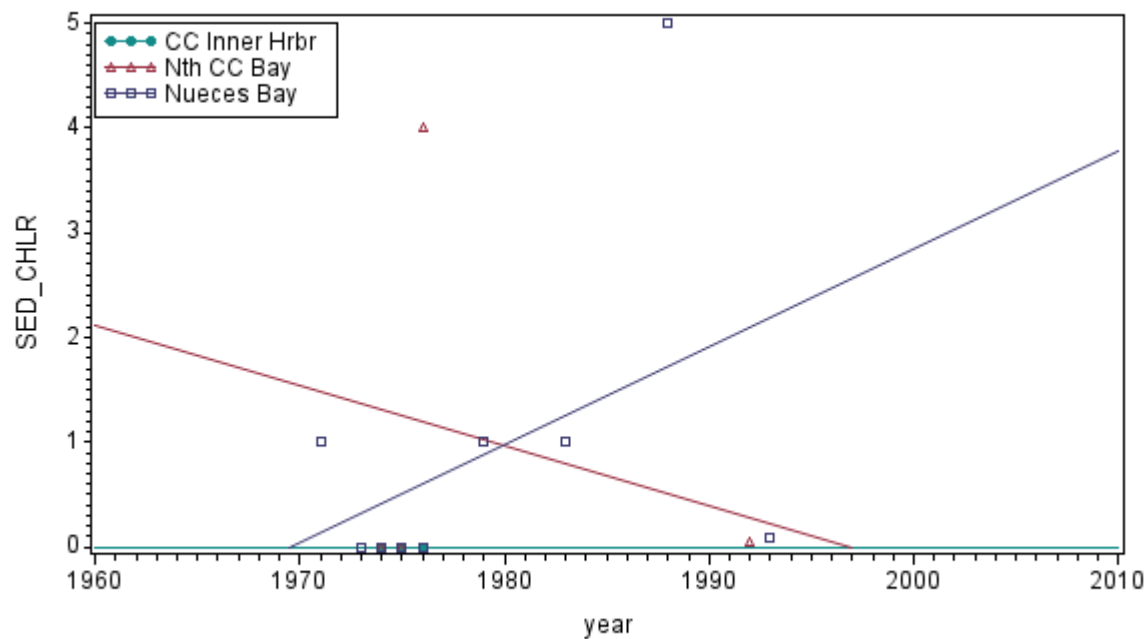
Regression Equation:
 SED_ALDR(AU_Name:CC Inner Hrbr) = 0+0*year
 SED_ALDR(AU_Name:Nth CC Bay) = -2.025544 + 0.001052*year
 SED_ALDR(AU_Name:Nueces Bay) = 5.282968 - 0.002652*year



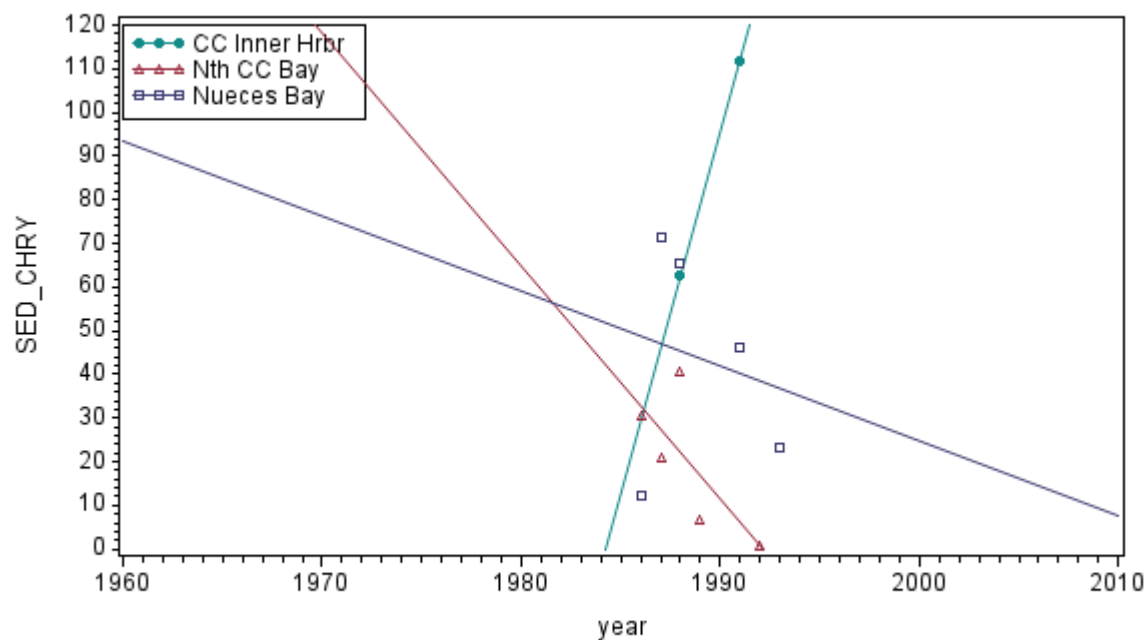
Regression Equation:
 SED_ANTH(AU_Name:CC Inner Hrbr) = 916.8889 - 0.444444*year
 SED_ANTH(AU_Name:Nth CC Bay) = 61960.95 - 31.13467*year
 SED_ANTH(AU_Name:Nueces Bay) = 10764.64 - 5.39707*year



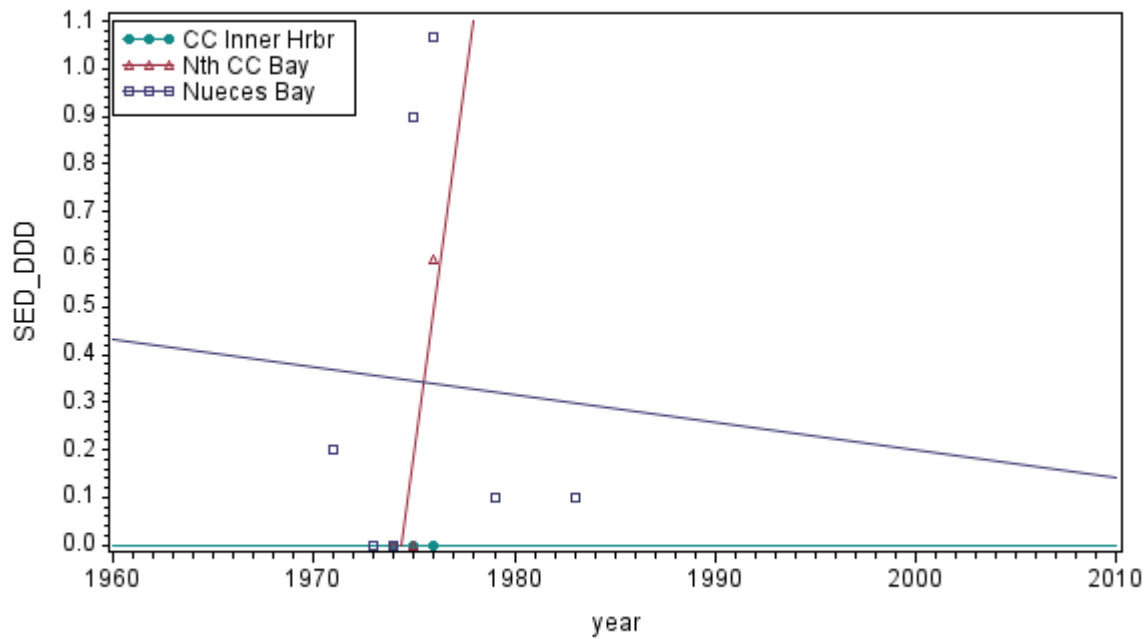
Regression Equation:
 SED_BNZA(AU_Name:CC Inner Hrbr) = -76993.5 + 38.53704*year
 SED_BNZA(AU_Name:Nth CC Bay) = 8395.455 - 4.215483*year
 SED_BNZA(AU_Name:Nueces Bay) = -2151.57 + 1.097059*year



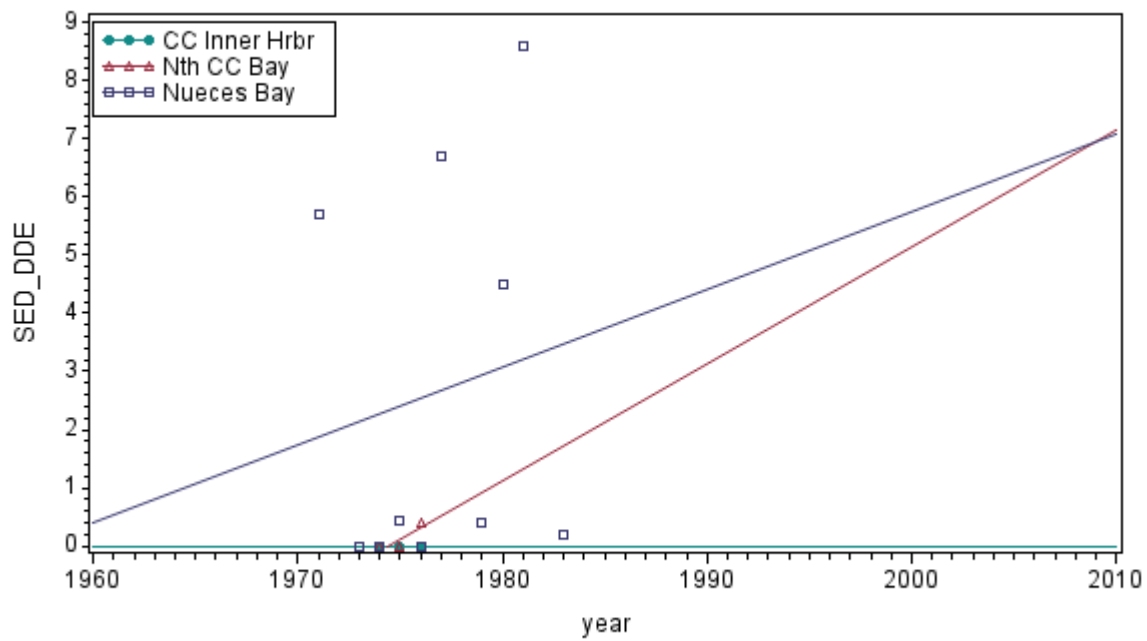
Regression Equation:
 SED_CHLR(AU_Name:CC Inner Hrbr) = 0 + 0*year
 SED_CHLR(AU_Name:Nth CC Bay) = 113.9389 - 0.057056*year
 SED_CHLR(AU_Name:Nueces Bay) = -183.929 + 0.093389*year



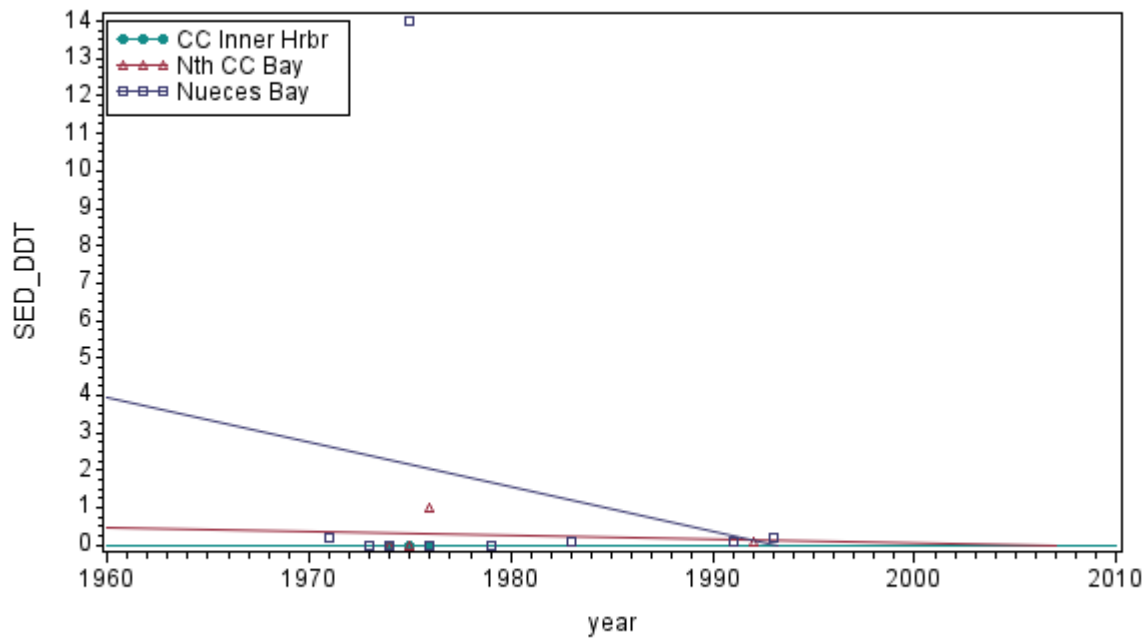
Regression Equation:
 SED_CHRY(AU_Name:CC Inner Hrbr) = -32739.5 + 16.5*year
 SED_CHRY(AU_Name:Nth CC Bay) = 10604.68 - 5.323239*year
 SED_CHRY(AU_Name:Nueces Bay) = 3449.718 - 1.712418*year



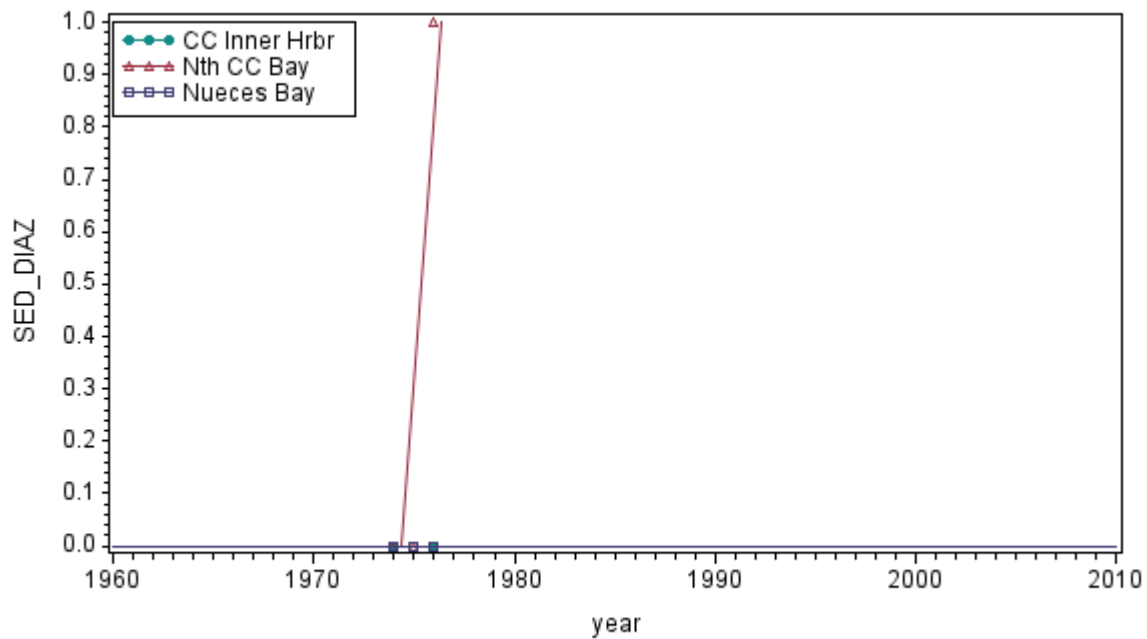
Regression Equation:
 SED_DDD(AU_Name:CC Inner Hrbr) = 0+0*year
 SED_DDD(AU_Name:Nth CC Bay) = -592.3+0.3*year
 SED_DDD(AU_Name:Nueces Bay) = 11.80079-0.005801*year



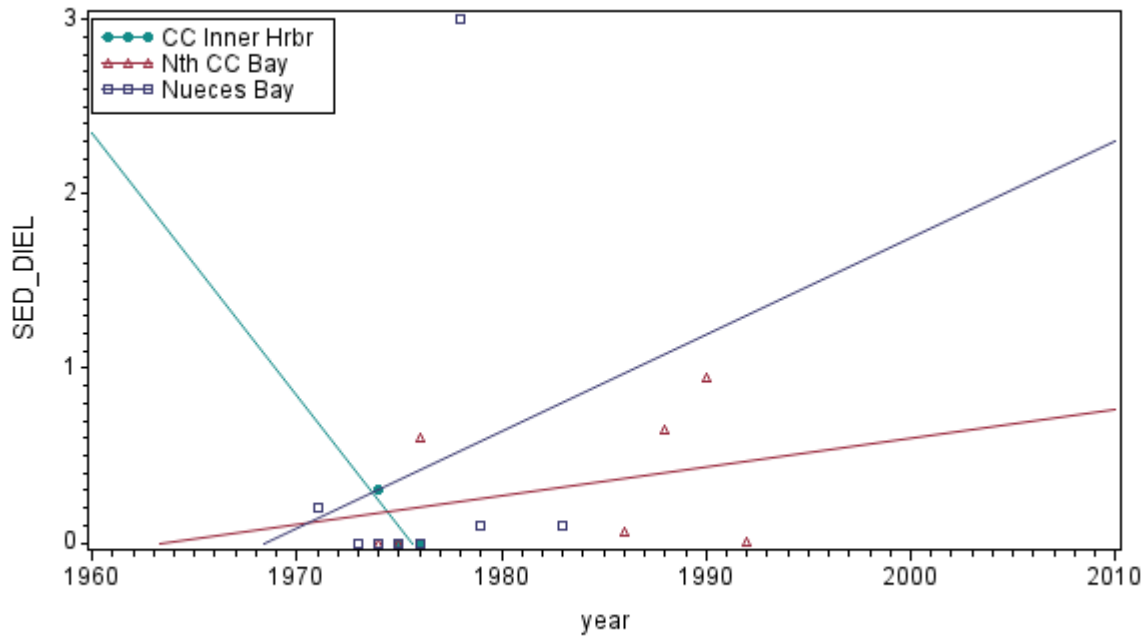
Regression Equation:
 SED_DDE(AU_Name:CC Inner Hrbr) = 0+0*year
 SED_DDE(AU_Name:Nth CC Bay) = -394.8667+0.2*year
 SED_DDE(AU_Name:Nueces Bay) = -260.9568+0.133346*year



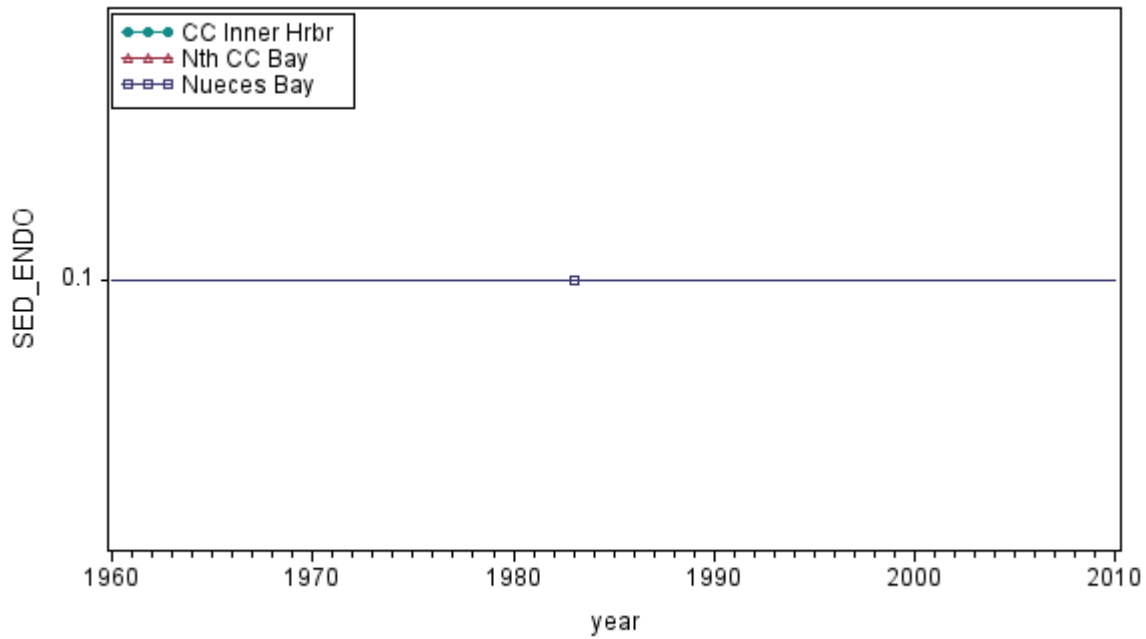
Regression Equation:
 SED_DDT(AU_Name:CC Inner Hrbr) = 0+0/year
 SED_DDT(AU_Name:Nth CC Bay) = 19.65277 - 0.009792/year
 SED_DDT(AU_Name:Nueces Bay) = 235.4141 - 0.118109/year



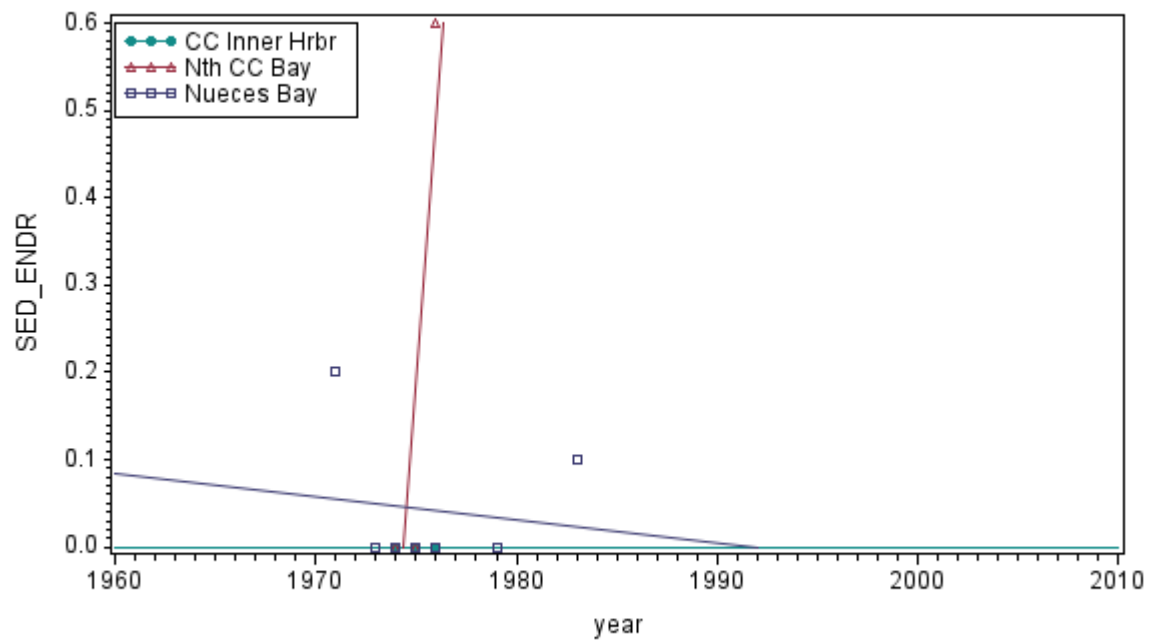
Regression Equation:
 SED_DIAZ(AU_Name:CC Inner Hrbr) = 0+0/year
 SED_DIAZ(AU_Name:Nth CC Bay) = -987.1667 + 0.5/year
 SED_DIAZ(AU_Name:Nueces Bay) = 0+0/year



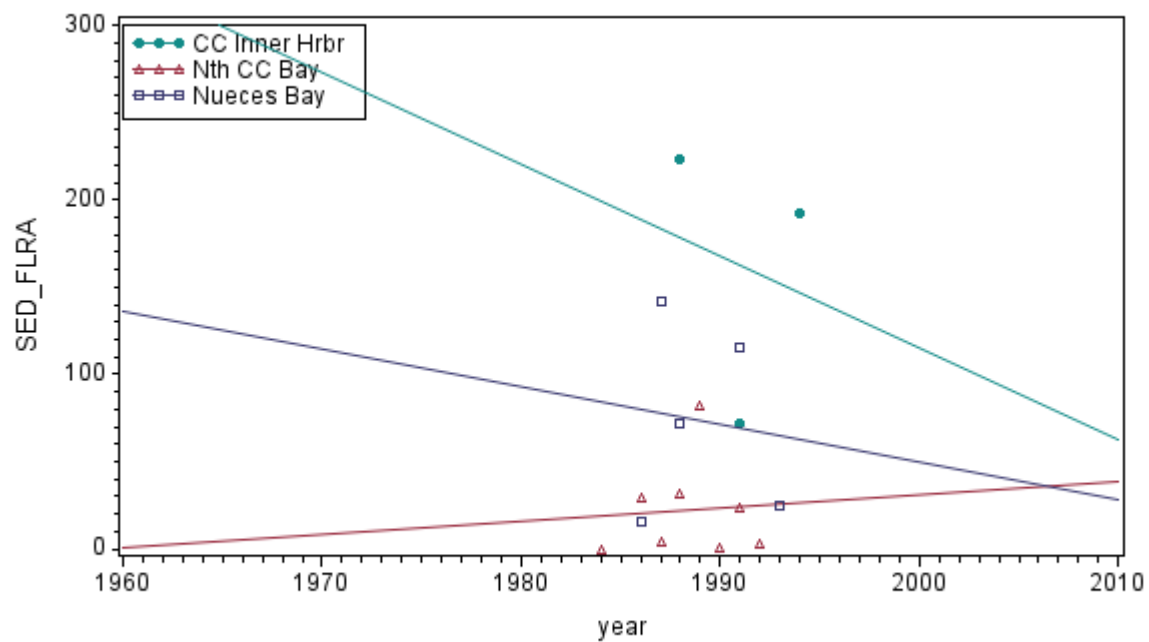
Regression Equation:
 SED_DIEL(AU_Name:CC Inner Hrbr) = 296.35 - 0.15*year
 SED_DIEL(AU_Name:Nth CC Bay) = -32.20219 + 0.016402*year
 SED_DIEL(AU_Name:Nueces Bay) = -108.7884 + 0.055266*year



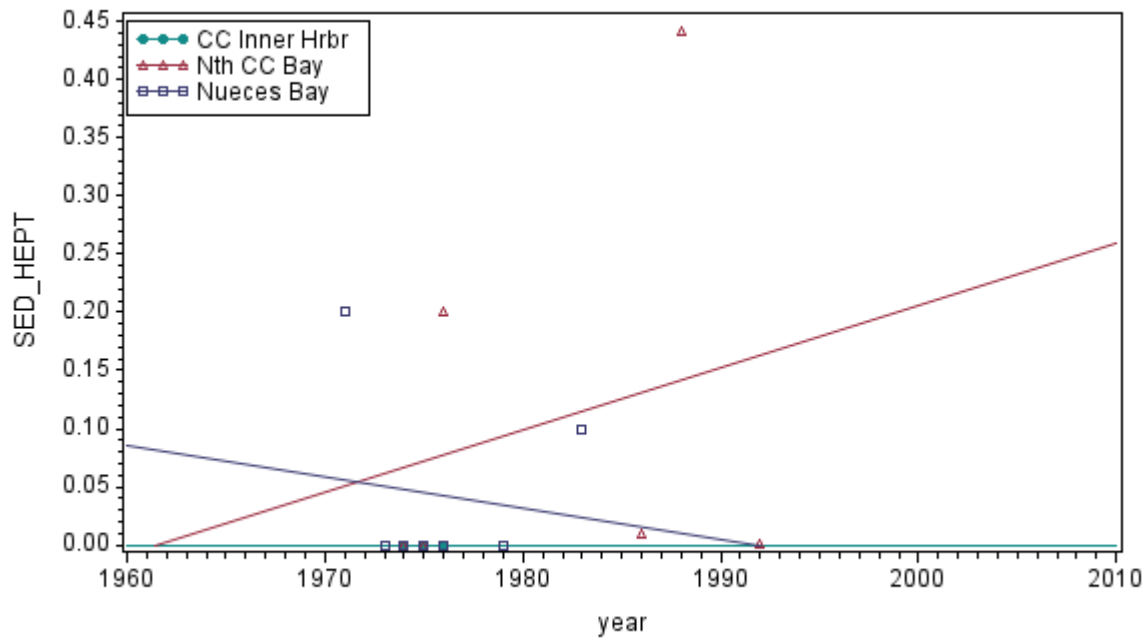
Regression Equation:
 SED_ENDO(AU_Name:CC Inner Hrbr) = 0 + 0*year
 SED_ENDO(AU_Name:Nth CC Bay) = 0 + 0*year
 SED_ENDO(AU_Name:Nueces Bay) = 0.1 + 0*year



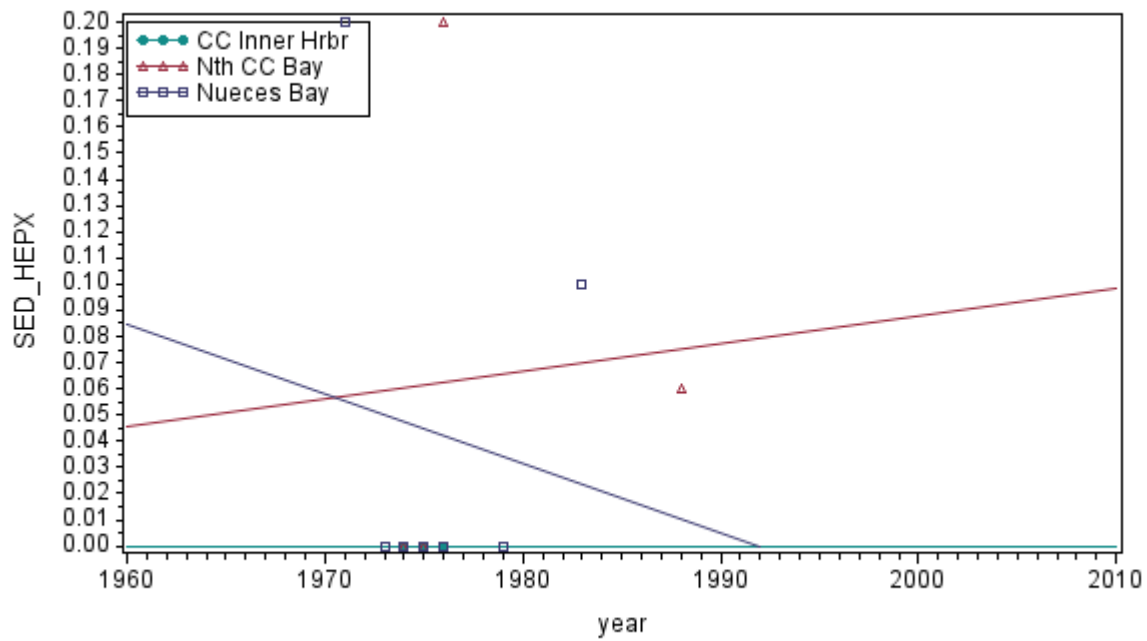
Regression Equation:
 SED_ENDR(AU_Name:CC Inner Hrbr) = 0+0*year
 SED_ENDR(AU_Name:Nth CC Bay) = -592.3+0.3*year
 SED_ENDR(AU_Name:Nueces Bay) = 5.288496-0.002655*year



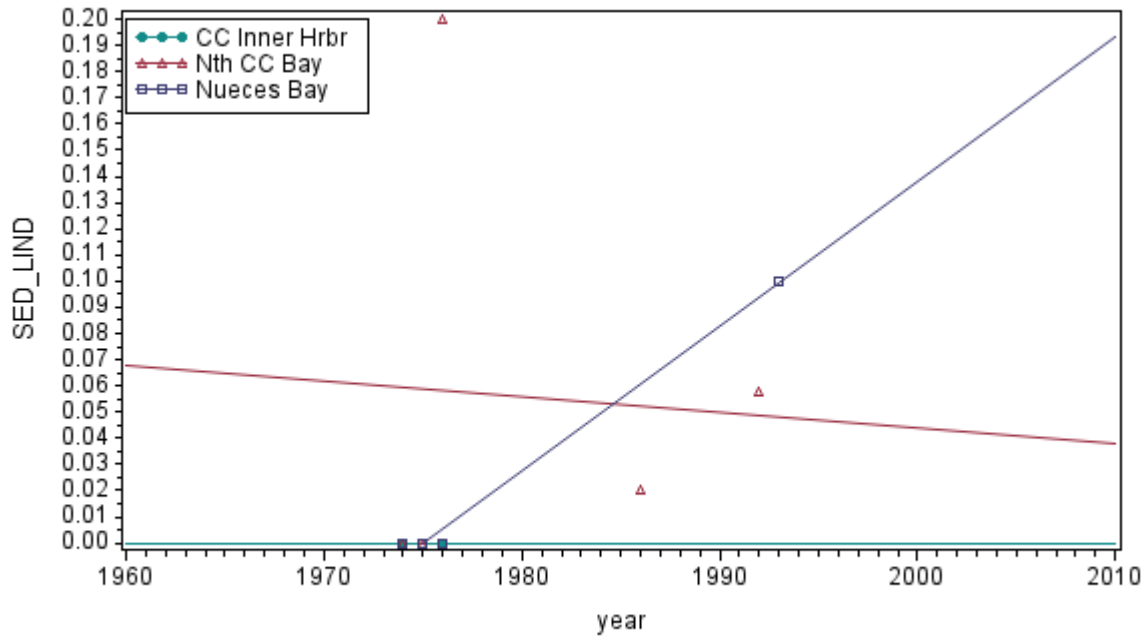
Regression Equation:
 SED_FLRA(AU_Name:CC Inner Hrbr) = 10642.76-5.263889*year
 SED_FLRA(AU_Name:Nth CC Bay) = -1484.297+0.757538*year
 SED_FLRA(AU_Name:Nueces Bay) = 4361.464-2.155742*year



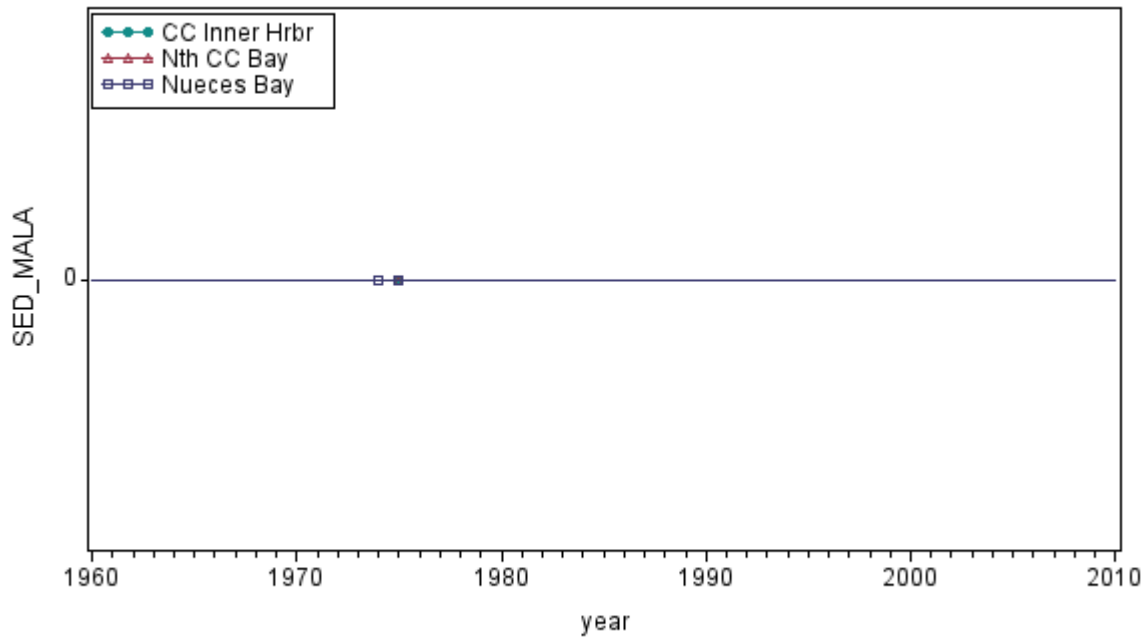
Regression Equation:
 SED_HEPT(AU_Name:CC Inner Hrbr) = 0 + 0*year
 SED_HEPT(AU_Name:Nth CC Bay) = -10.43538 + 0.00532*year
 SED_HEPT(AU_Name:Nueces Bay) = 5.288496 - 0.002655*year



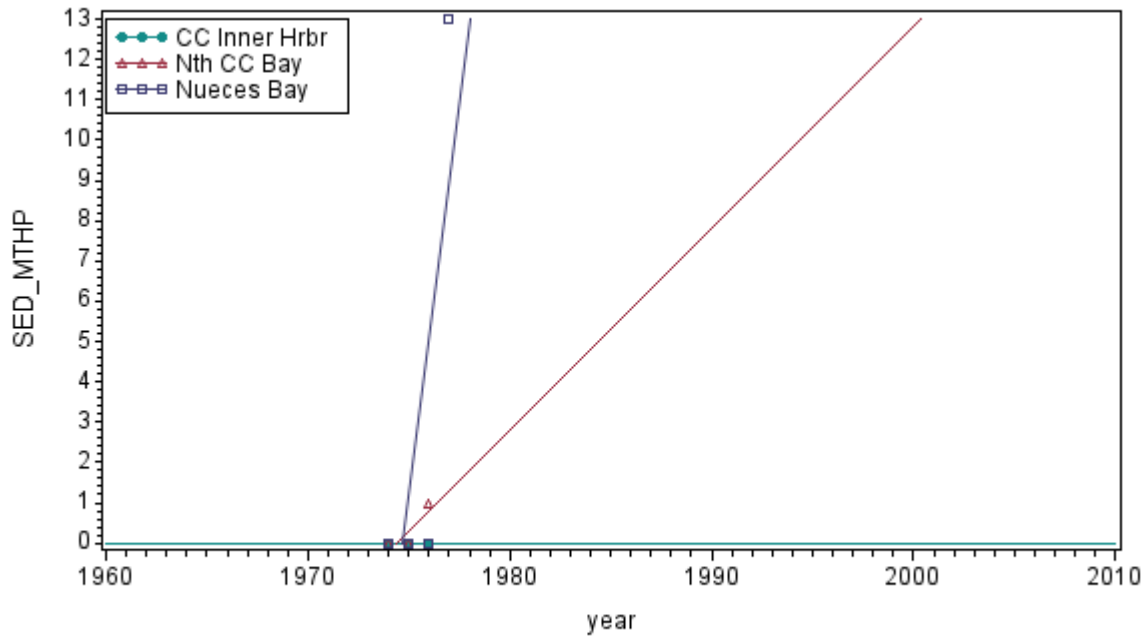
Regression Equation:
 SED_HEPX(AU_Name:CC Inner Hrbr) = 0 + 0*year
 SED_HEPX(AU_Name:Nth CC Bay) = -2.009282 + 0.001049*year
 SED_HEPX(AU_Name:Nueces Bay) = 5.288496 - 0.002655*year



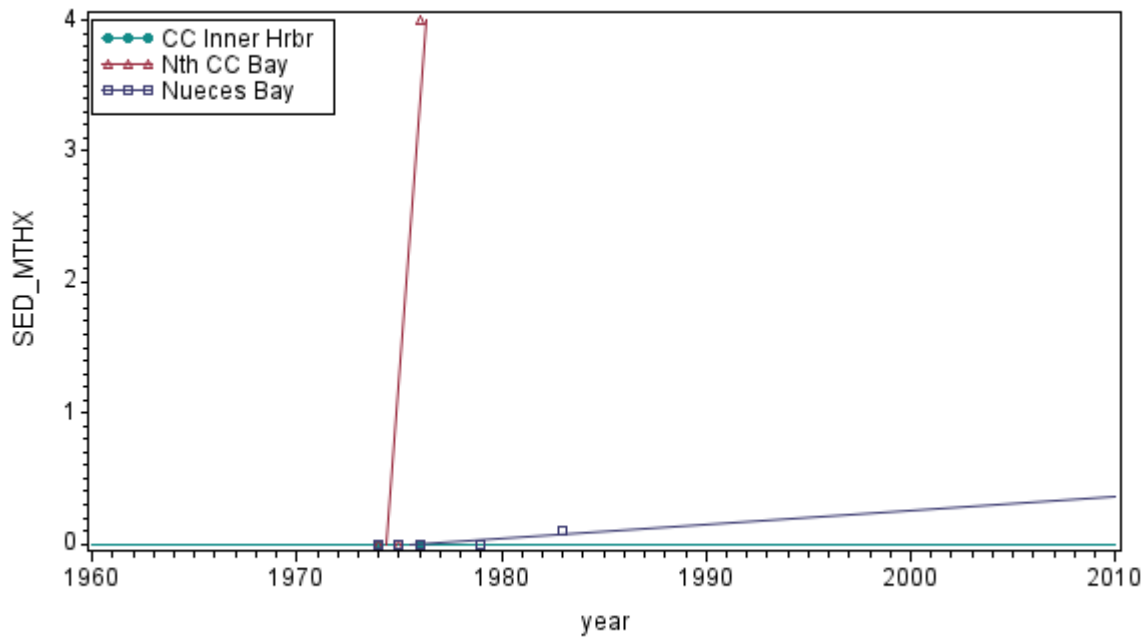
Regression Equation:
 SED_LIND(AU^Name:CC Inner Hrbr) = 0+0*year
 SED_LIND(AU^Name:Nth CC Bay) = 124361-0.0006*year
 SED_LIND(AU^Name:Nueces Bay) = -10.88245+0.00551*year



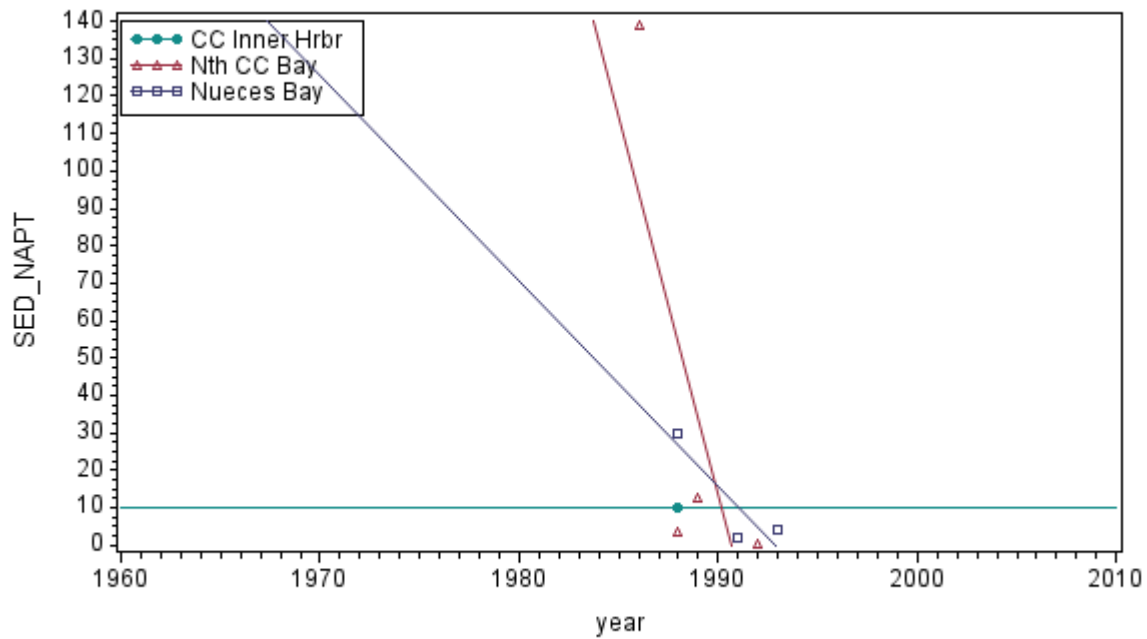
Regression Equation:
 SED_MALA(AU^Name:CC Inner Hrbr) = 0+0*year
 SED_MALA(AU^Name:Nth CC Bay) = 0+0*year
 SED_MALA(AU^Name:Nueces Bay) = 0+0*year



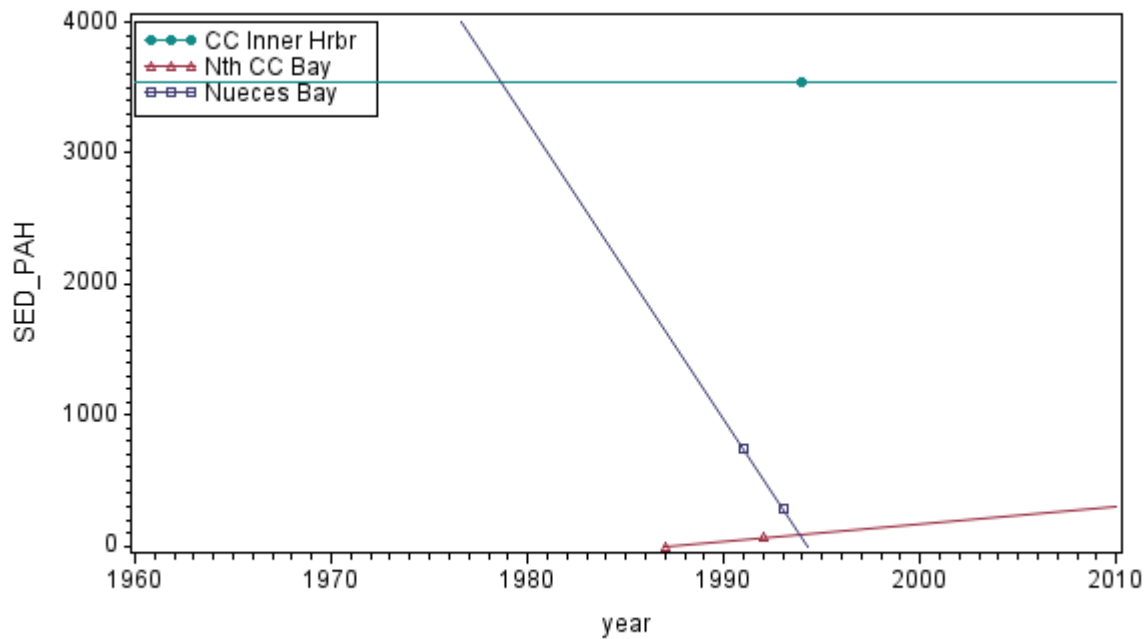
Regression Equation:
 SED_MTHP(AU_Name:CC Inner Hrbr) = 0+0*year
 SED_MTHP(AU_Name:Nth CC Bay) = -987.1667 + 0.5*year
 SED_MTHP(AU_Name:Nueces Bay) = -7701.2 + 3.9*year



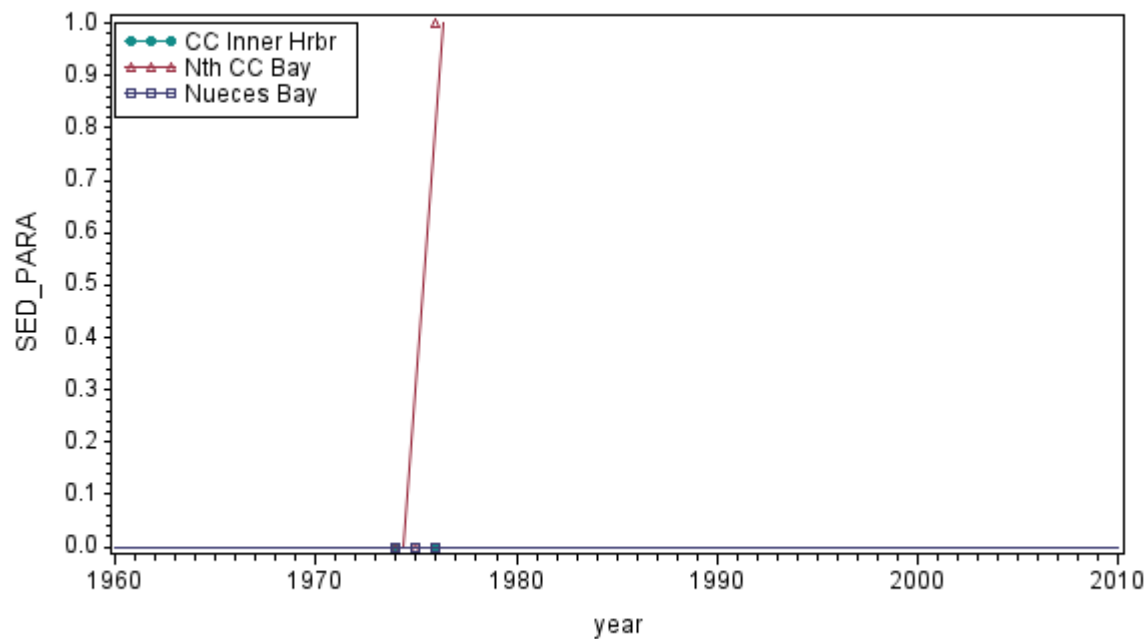
Regression Equation:
 SED_MTHX(AU_Name:CC Inner Hrbr) = 0+0*year
 SED_MTHX(AU_Name:Nth CC Bay) = -3948.667 + 2*year
 SED_MTHX(AU_Name:Nueces Bay) = -20.79474 + 0.010526*year



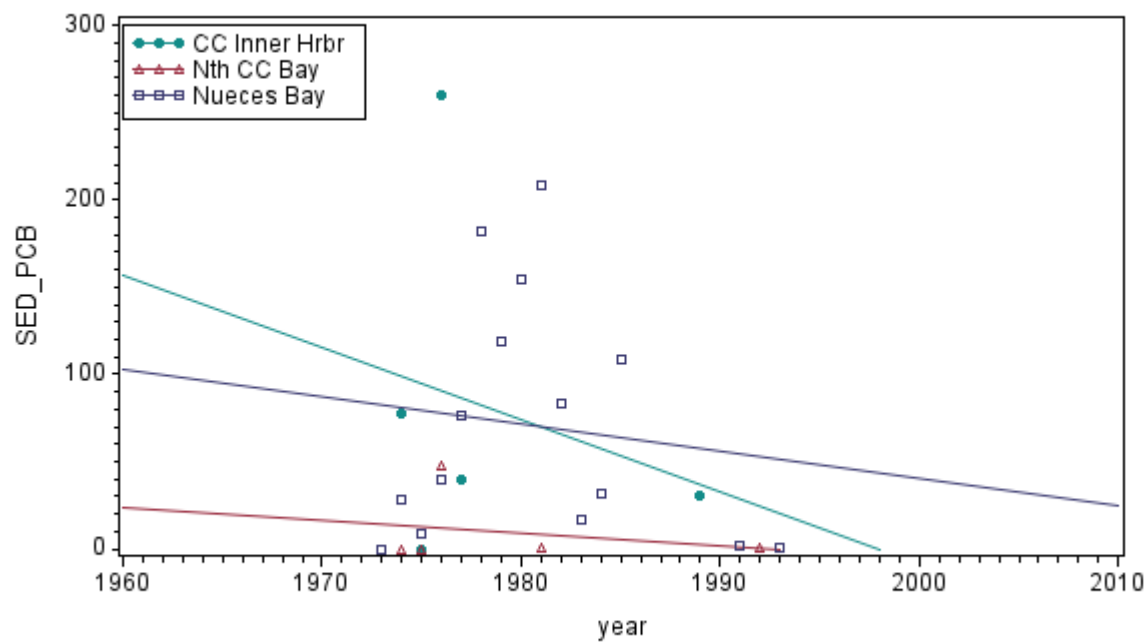
Regression Equation:
 SED_NAPT(AU_Name:CC Inner Hrbr) = 10 + 0*year
 SED_NAPT(AU_Name:Nth CC Bay) = 40361.24 - 20.2752*year
 SED_NAPT(AU_Name:Nueces Bay) = 10904.18 - 5.471579*year



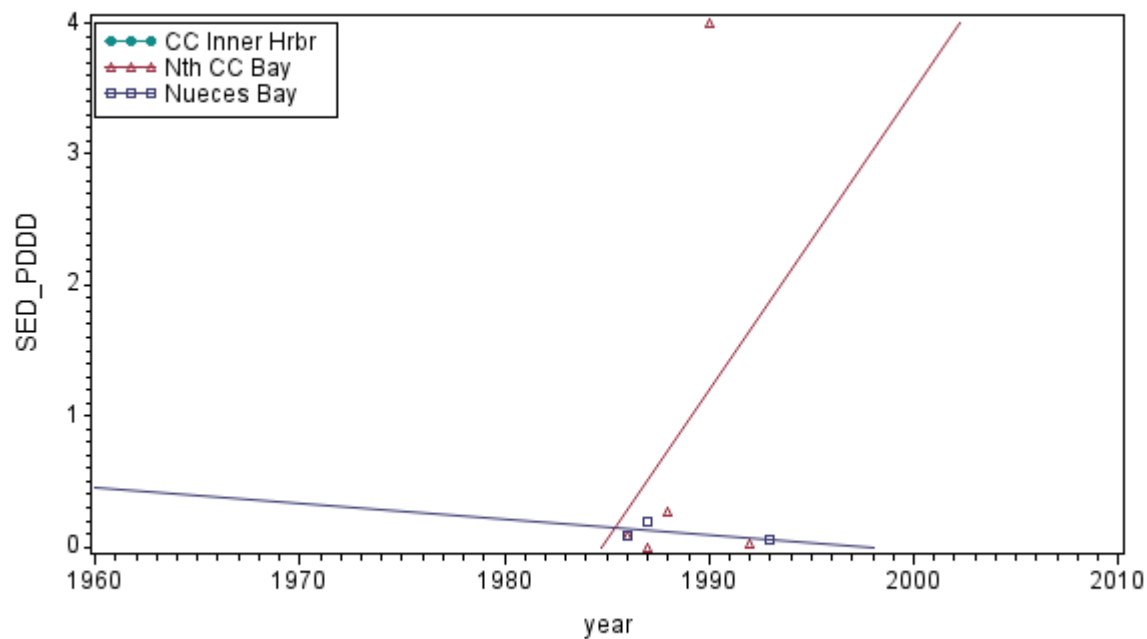
Regression Equation:
 SED_PAH(AU_Name:CC Inner Hrbr) = 3540 + 0*year
 SED_PAH(AU_Name:Nth CC Bay) = -25250.54 + 12.708*year
 SED_PAH(AU_Name:Nueces Bay) = 453691.5 - 227.5*year



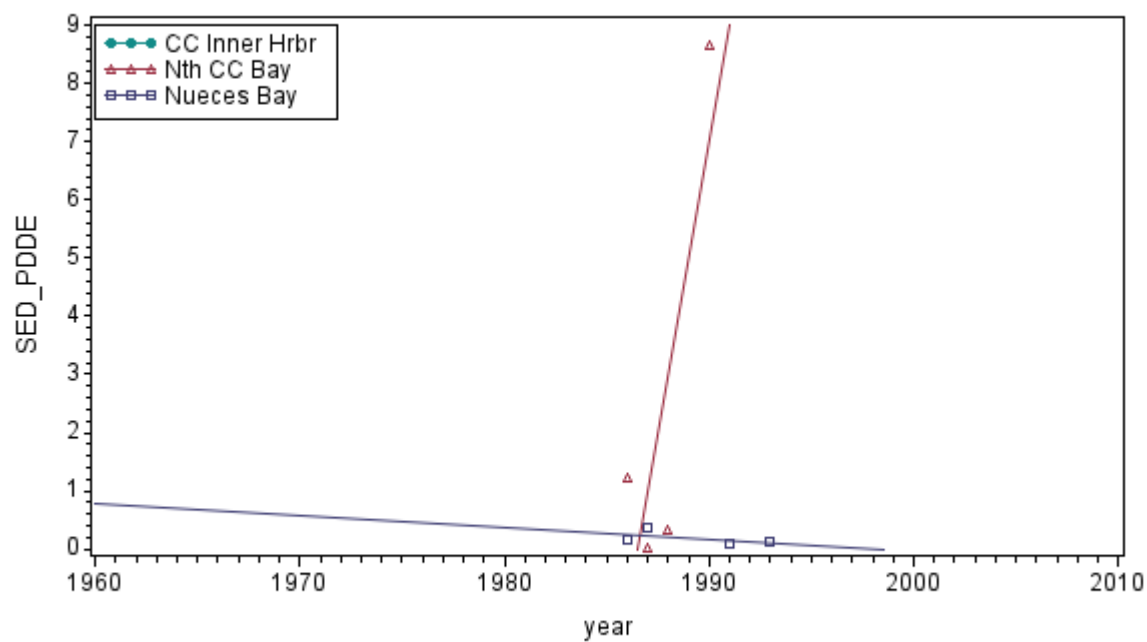
Regression Equation:
 SED_PARA(AU Name:CC Inner Hrbr) = 0 + 0*year
 SED_PARA(AU Name:Nth CC Bay) = -987.1667 + 0.5*year
 SED_PARA(AU Name:Nueces Bay) = 0 + 0*year



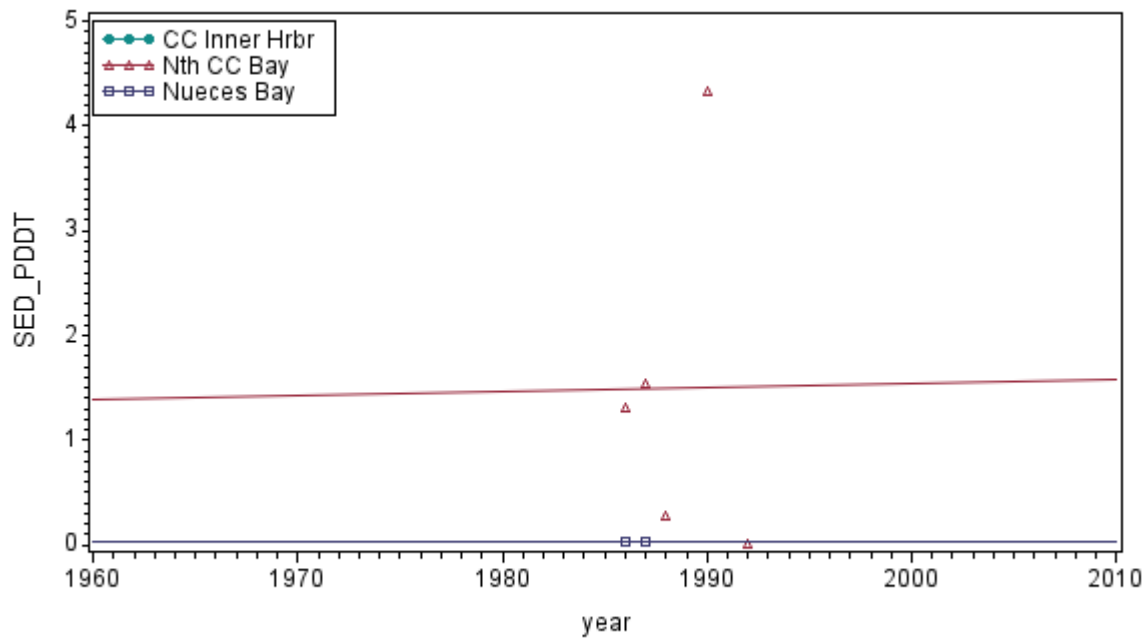
Regression Equation:
 SED_PCB(AU Name:CC Inner Hrbr) = 8234.36 - 4.121353*year
 SED_PCB(AU Name:Nth CC Bay) = 1431.364 - 0.716181*year
 SED_PCB(AU Name:Nueces Bay) = 3147.296 - 1.553309*year



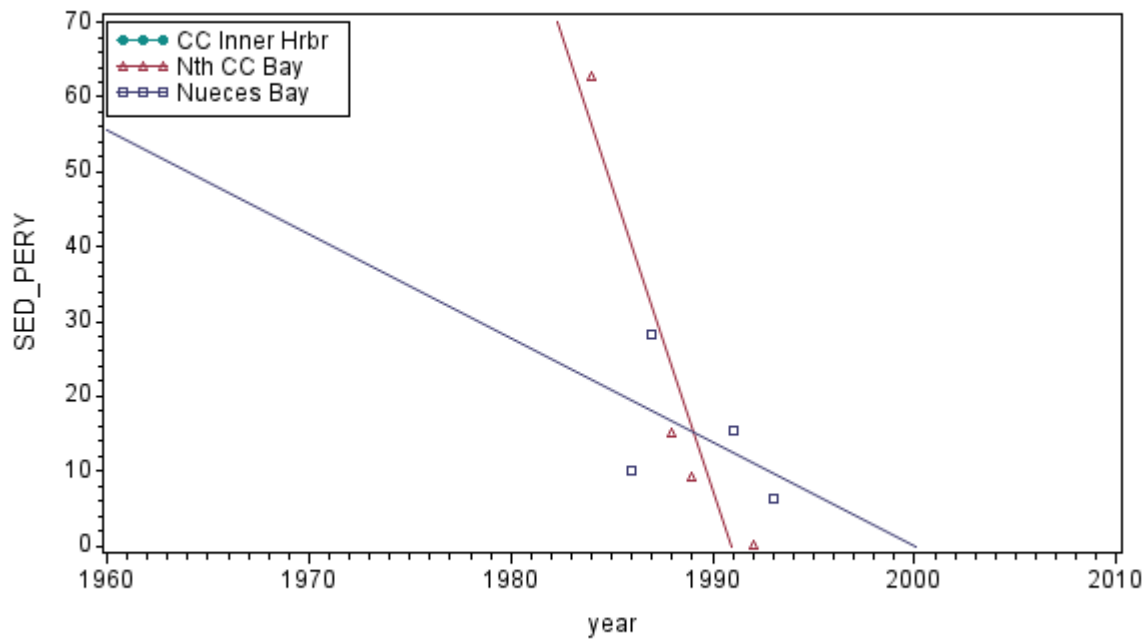
Regression Equation:
 SED_PDDD(AU_Name:CC Inner Hrbr) = 0+0*year
 SED_PDDD(AU_Name:Nth CC Bay) = -453.3196 + 0.2284*year
 SED_PDDD(AU_Name:Nueces Bay) = 23.62054 - 0.011822*year



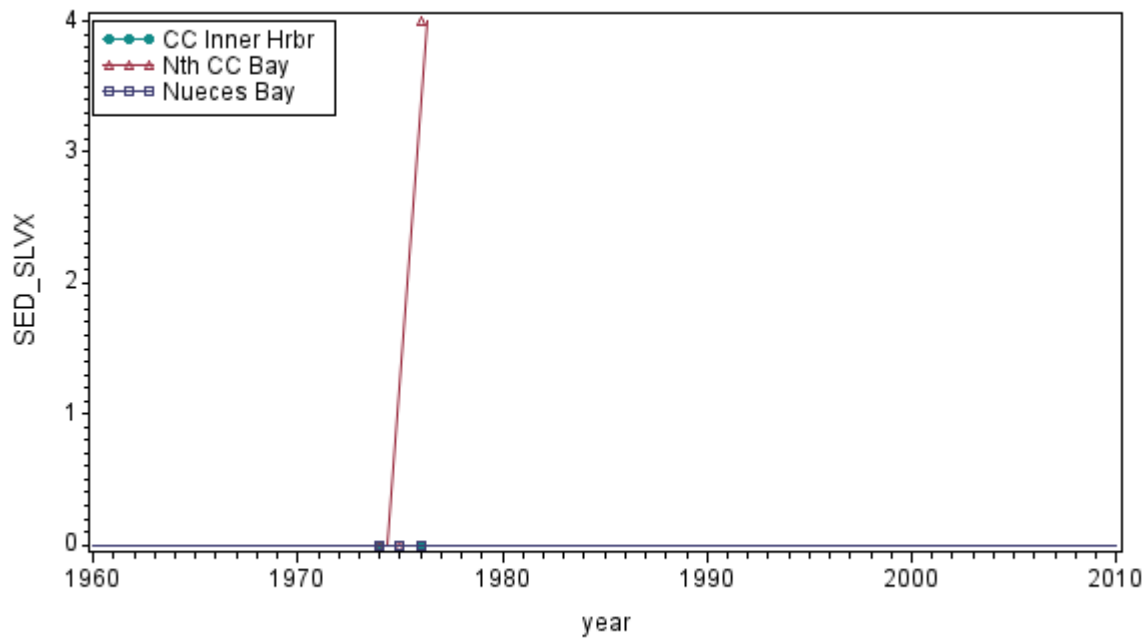
Regression Equation:
 SED_PDDE(AU_Name:CC Inner Hrbr) = 0+0*year
 SED_PDDE(AU_Name:Nth CC Bay) = -3950.807 + 1.988867*year
 SED_PDDE(AU_Name:Nueces Bay) = 40.52929 - 0.02028*year



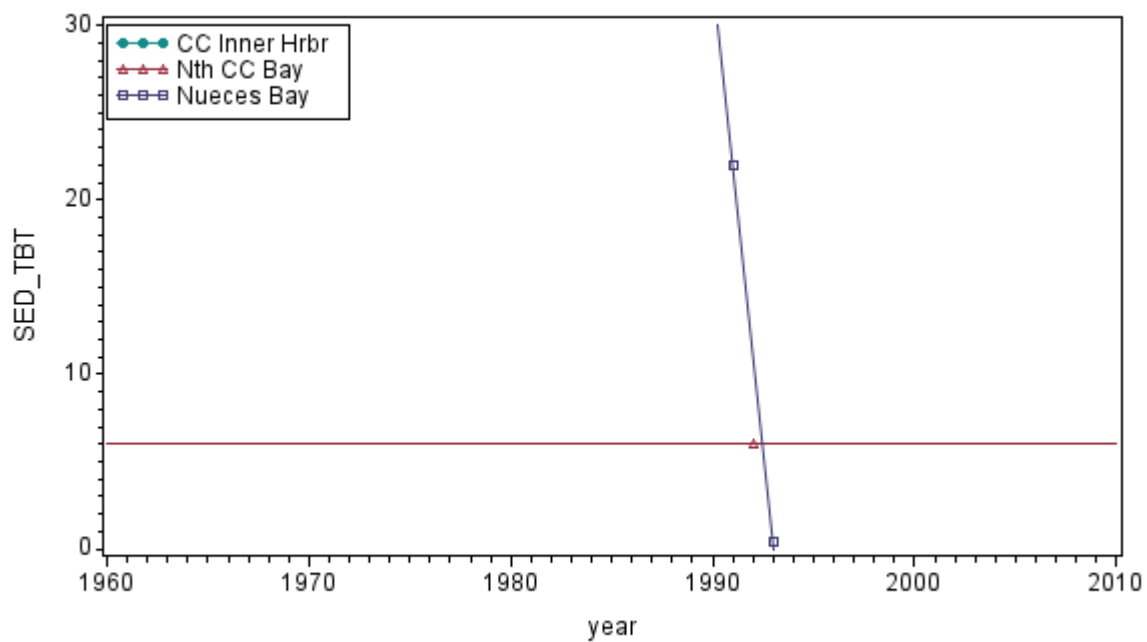
Regression Equation:
 SED_PDDT(AU_Name:CC Inner Hrbr) = 0 + 0*year
 SED_PDDT(AU_Name:Nth CC Bay) = -6.07455 + 0.003807*year
 SED_PDDT(AU_Name:Nueces Bay) = 0.03 + 0*year



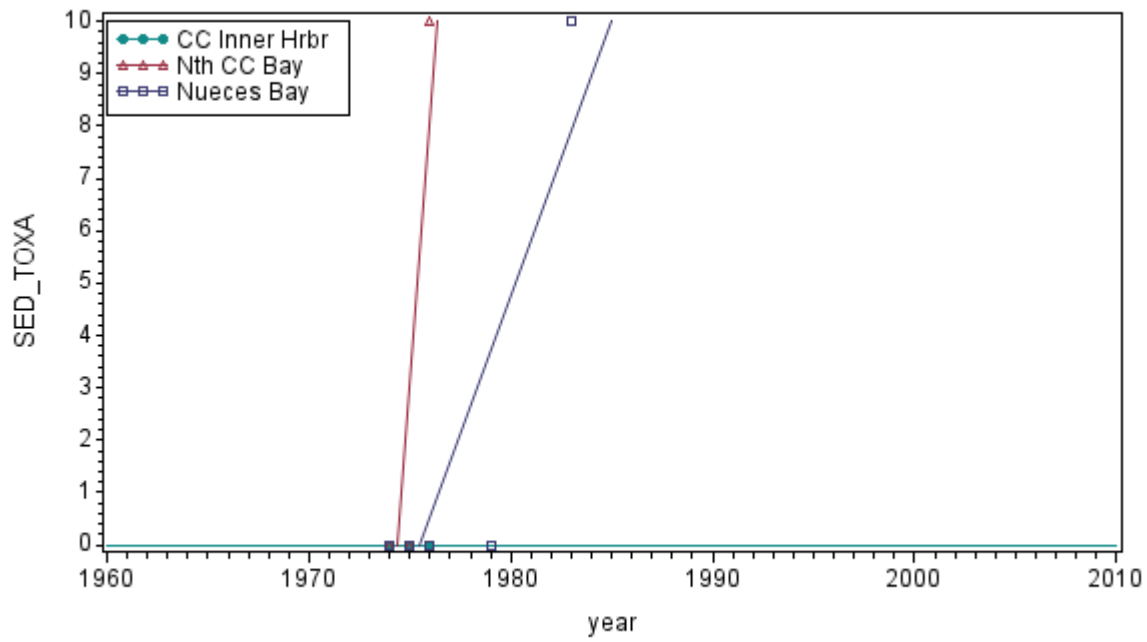
Regression Equation:
 SED_PERY(AU_Name:CC Inner Hrbr) = 0 + 0*year
 SED_PERY(AU_Name:Nth CC Bay) = 15992.11 - 8.032316*year
 SED_PERY(AU_Name:Nueces Bay) = 2778.724 - 1.389313*year



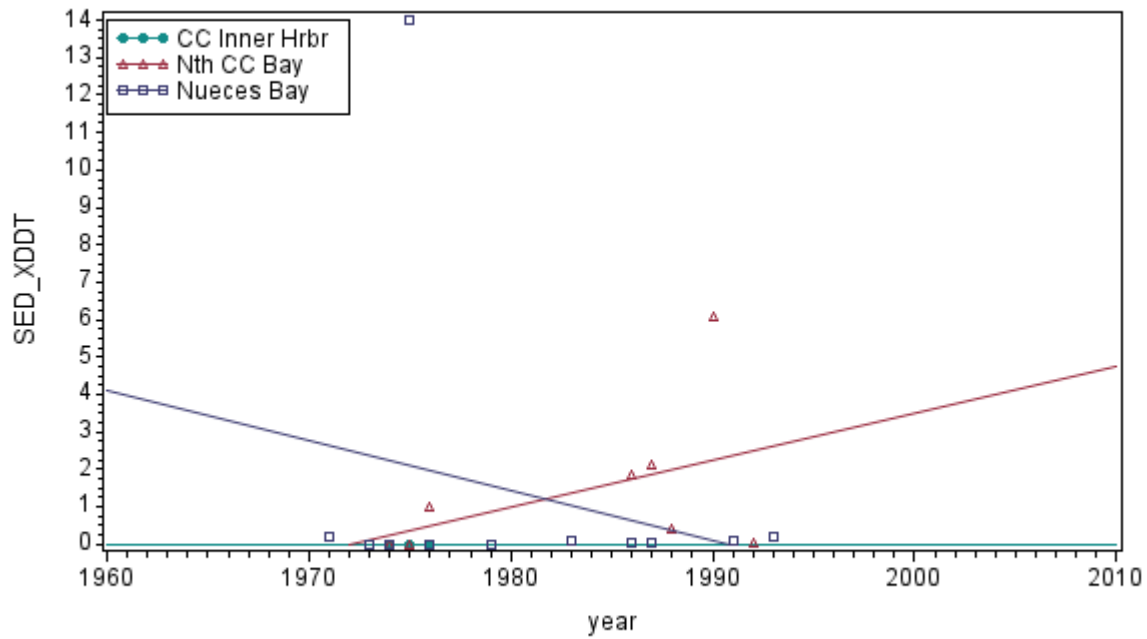
Regression Equation:
 SED_SLVX(AU_Name:CC Inner Hrbr) = 0 + 0*year
 SED_SLVX(AU_Name:Nth CC Bay) = -3948.667 + 2*year
 SED_SLVX(AU_Name:Nueces Bay) = 0 + 0*year



Regression Equation:
 SED_TBT(AU_Name:CC Inner Hrbr) = 0 + 0*year
 SED_TBT(AU_Name:Nth CC Bay) = 6 + 0*year
 SED_TBT(AU_Name:Nueces Bay) = 21544.71 - 10.81*year

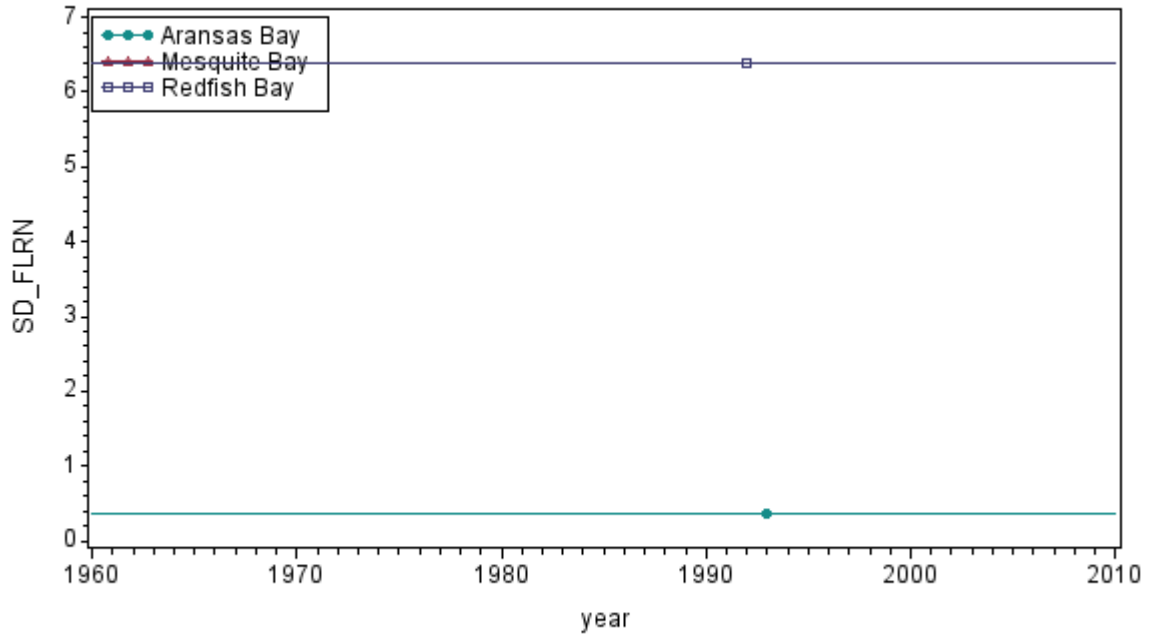


Regression Equation:
 SED_TOXA(AU Name:CC Inner Hrbr) = 0 + 0*year
 SED_TOXA(AU Name:Nth CC Bay) = -9871.667 + 5*year
 SED_TOXA(AU Name:Nueces Bay) = -2079.474 + 1.052632*year

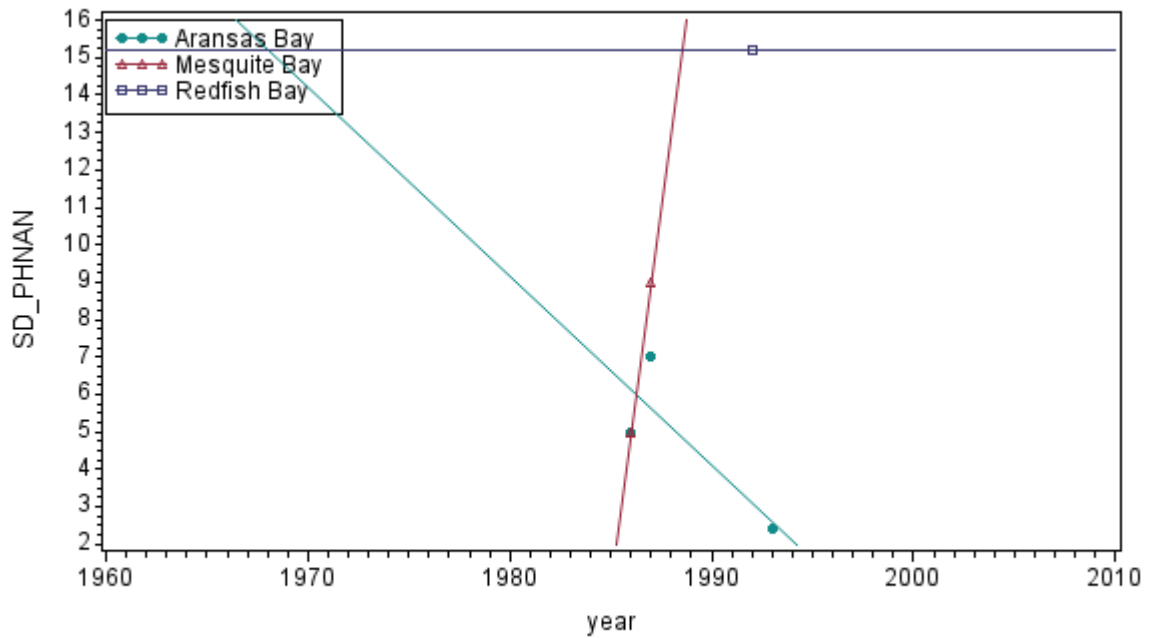


Regression Equation:
 SED_XDDT(AU Name:CC Inner Hrbr) = 0 + 0*year
 SED_XDDT(AU Name:Nth CC Bay) = -245.2653 + 0.124377*year
 SED_XDDT(AU Name:Nueces Bay) = 264.2602 - 0.132741*year

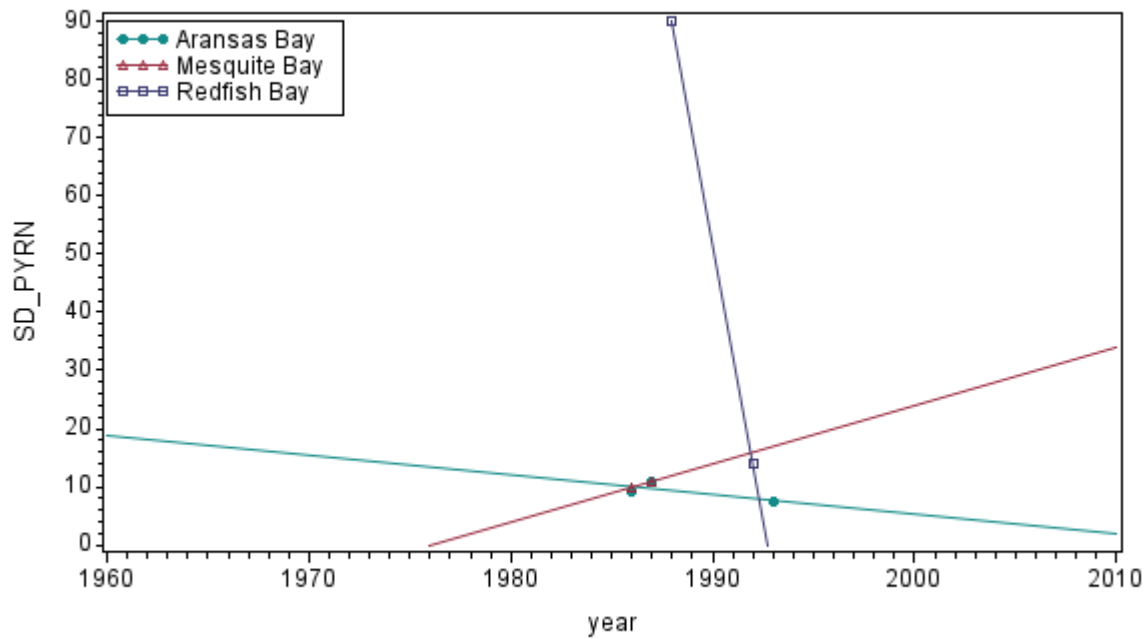
SQ5: Aransas, Mesquite and Redfish Bays



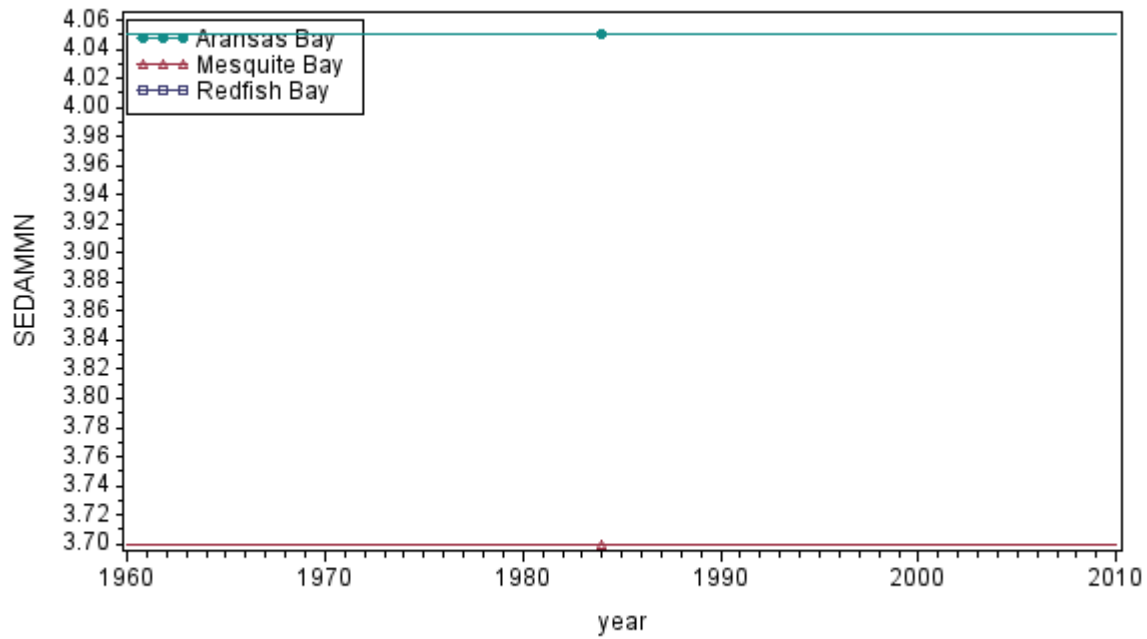
Regression Equation:
 SD_FLRN(AU Name: Aransas Bay) = 0.36667 + 0*year
 SD_FLRN(AU Name: Mesquite Bay) = 0 + 0*year
 SD_FLRN(AU Name: Redfish Bay) = 6.4 + 0*year



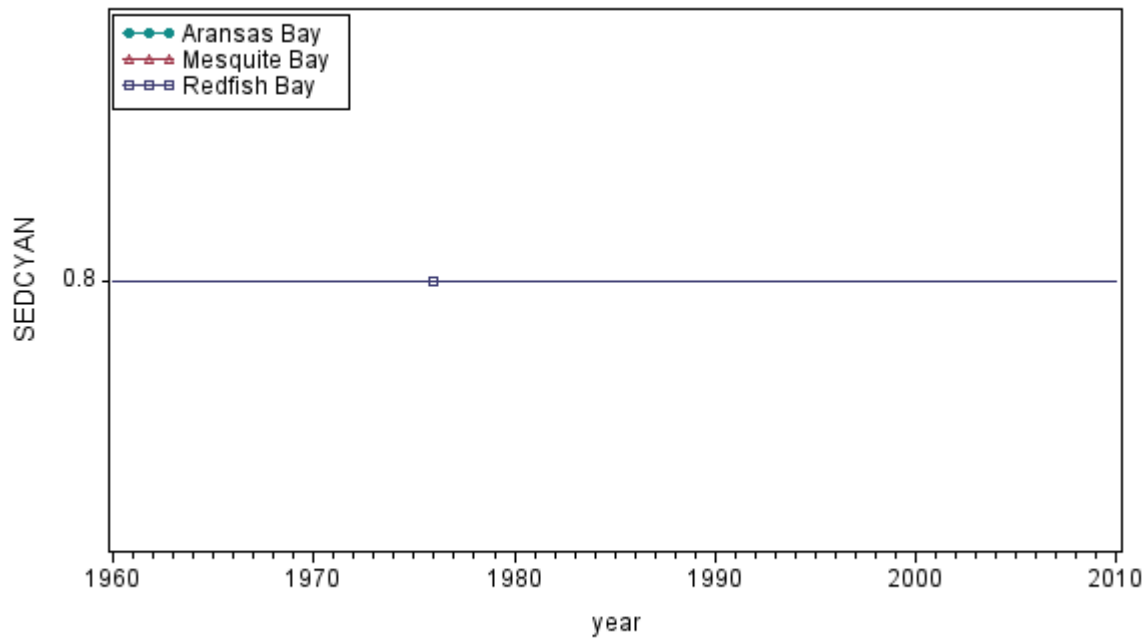
Regression Equation:
 SD_PHNAN(AU Name: Aransas Bay) = 1007.623 - 0.504264*year
 SD_PHNAN(AU Name: Mesquite Bay) = -7939 + 4*year
 SD_PHNAN(AU Name: Redfish Bay) = 15.2 + 0*year



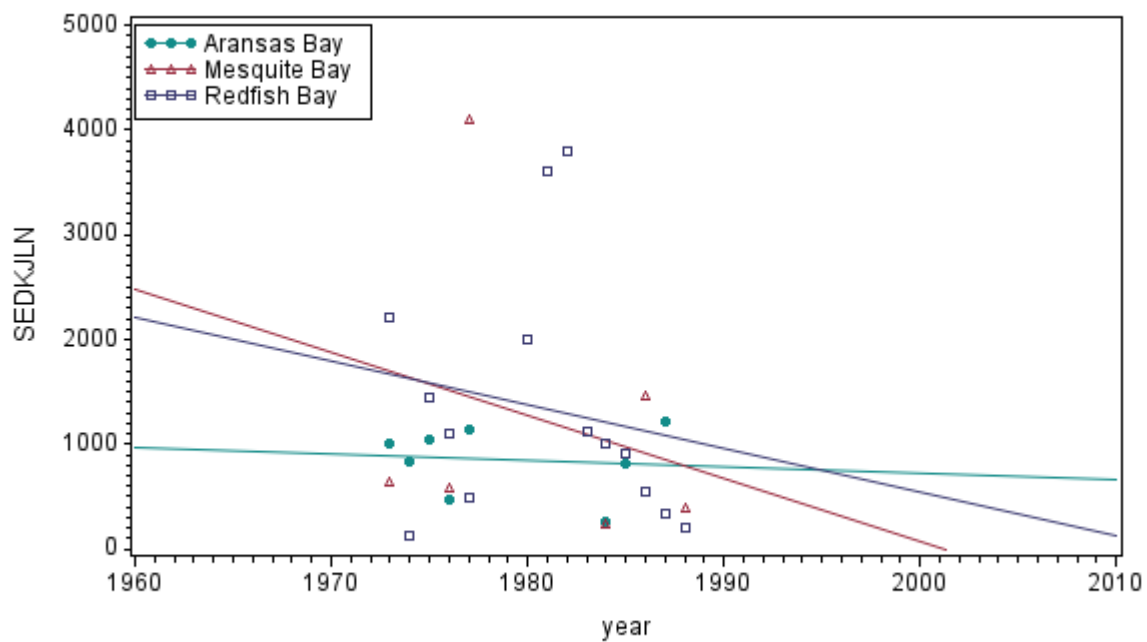
Regression Equation:
 SD_PYRN(AU_Name:Aransas Bay) = 671.307 - 0.332946*year
 SD_PYRN(AU_Name:Mesquite Bay) = -1976 + 1*year
 SD_PYRN(AU_Name:Redfish Bay) = 37911.7 - 19.025*year



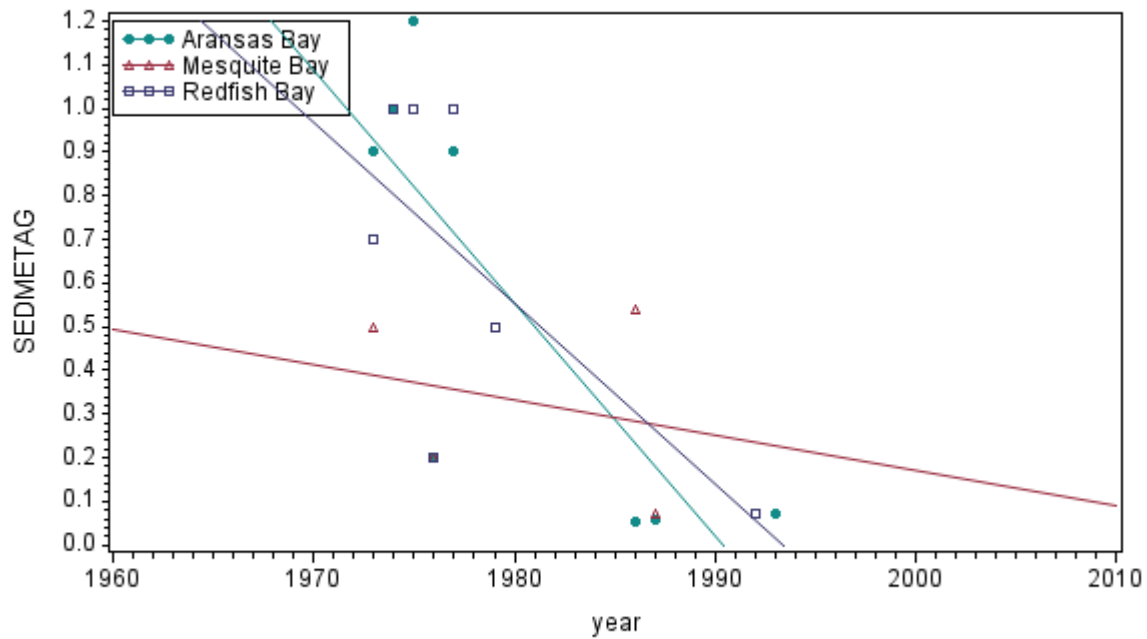
Regression Equation:
 SEDAMMN(AU_Name:Aransas Bay) = 4.05 + 0*year
 SEDAMMN(AU_Name:Mesquite Bay) = 3.7 + 0*year
 SEDAMMN(AU_Name:Redfish Bay) = 0 + 0*year



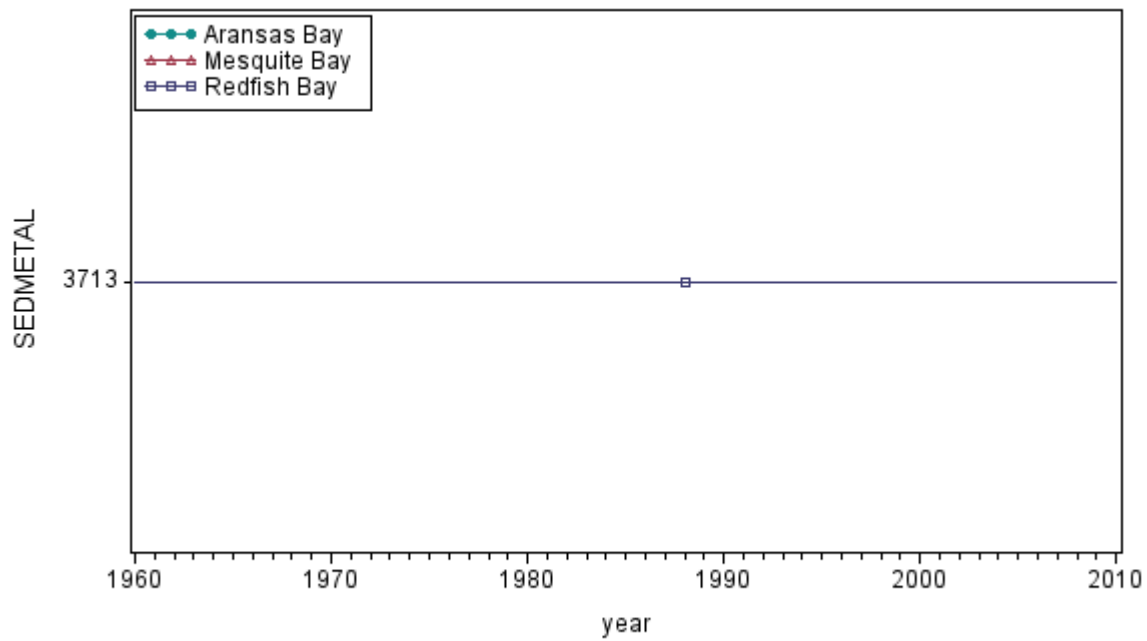
Regression Equation:
 SEDCYAN(AU_Name:Aransas Bay) = 0 + 0*year
 SEDCYAN(AU_Name:Mesquite Bay) = 0 + 0*year
 SEDCYAN(AU_Name:Redfish Bay) = 0.8 + 0*year



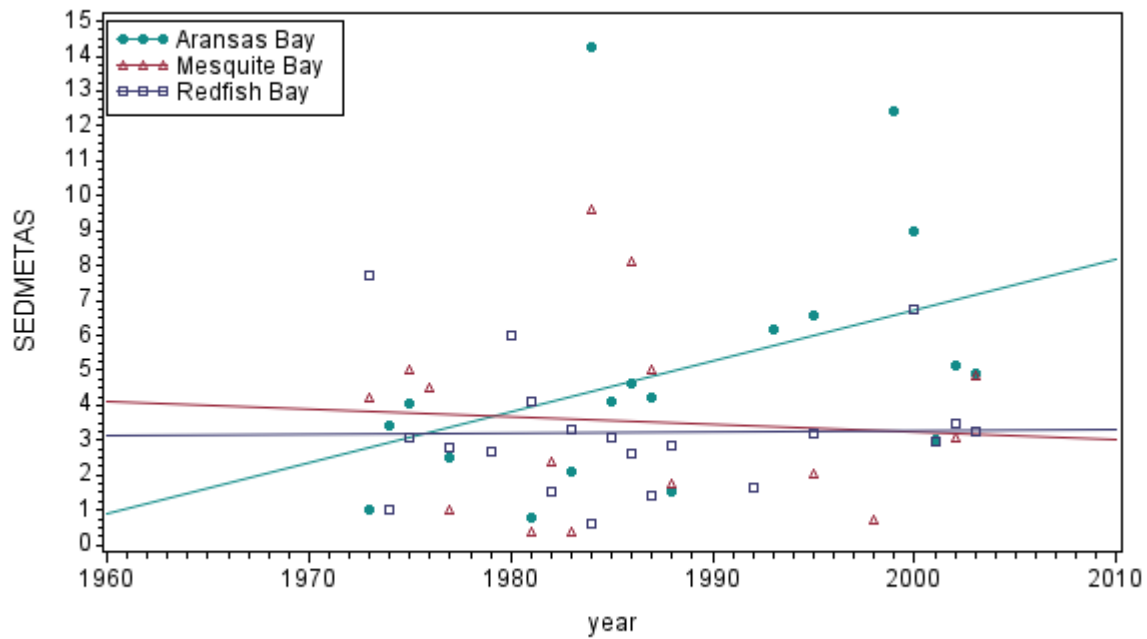
Regression Equation:
 SEDKJLN(AU_Name:Aransas Bay) = 13006.87 - 6.145239*year
 SEDKJLN(AU_Name:Mesquite Bay) = 120444 - 60.18387*year
 SEDKJLN(AU_Name:Redfish Bay) = 83677.24 - 41.56303*year



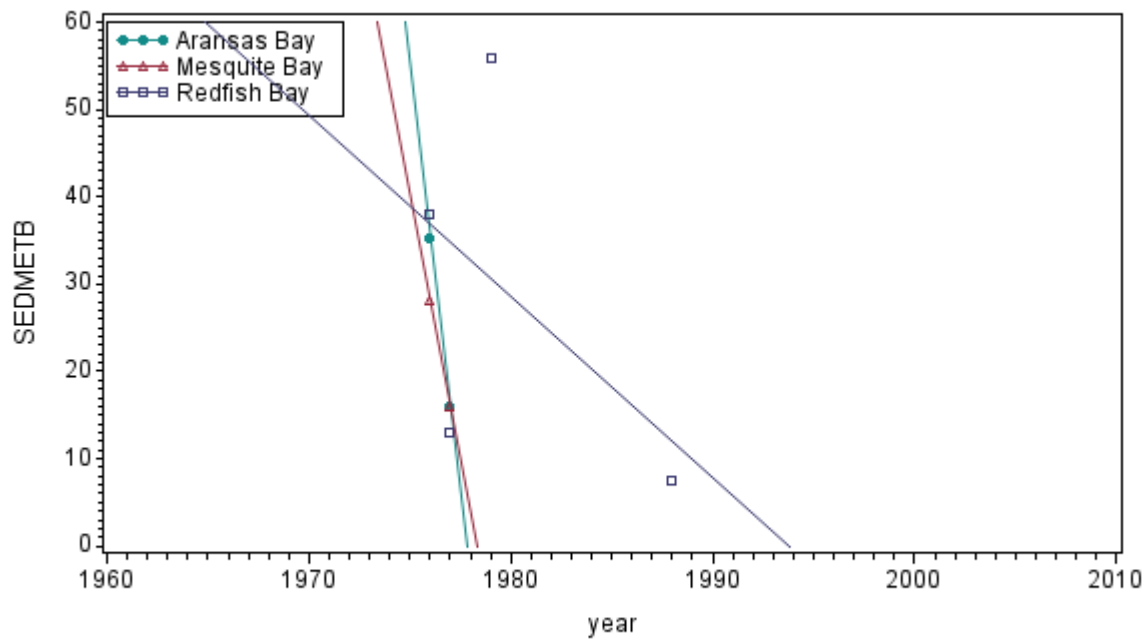
Regression Equation:
 SEDMETAG(AU Name:Aransas Bay) = 105.9255 - 0.053218*year
 SEDMETAG(AU Name:Mesquite Bay) = 16.38041 - 0.008105*year
 SEDMETAG(AU Name:Redfish Bay) = 82.4273 - 0.041349*year



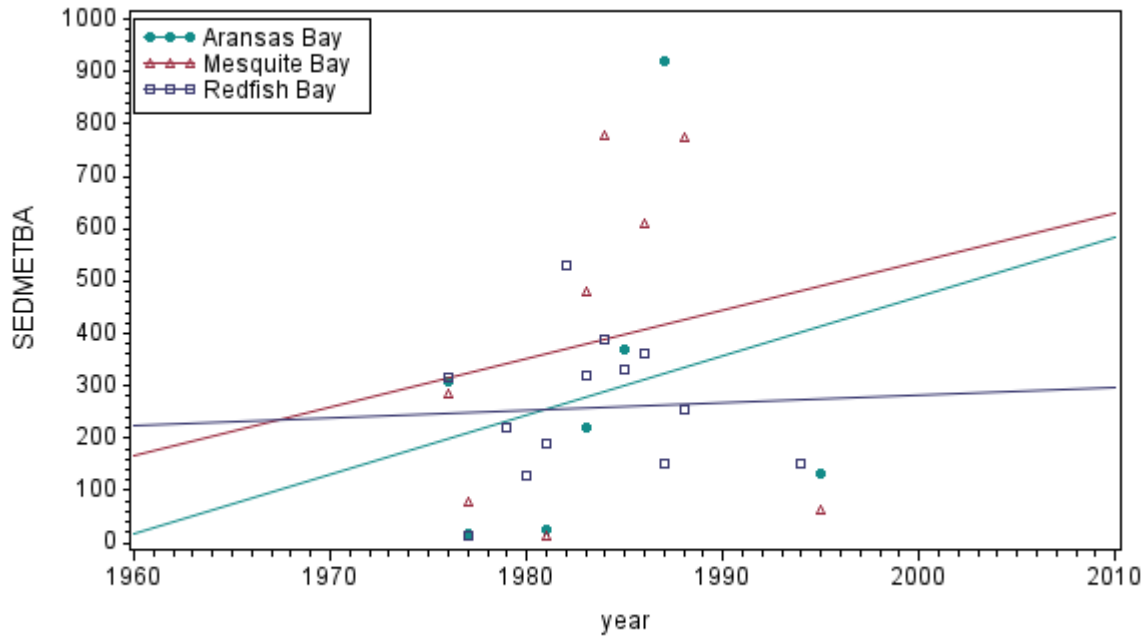
Regression Equation:
 SEDMETAL(AU Name:Aransas Bay) = 0 + 0*year
 SEDMETAL(AU Name:Mesquite Bay) = 0 + 0*year
 SEDMETAL(AU Name:Redfish Bay) = 3713.333 + 0*year



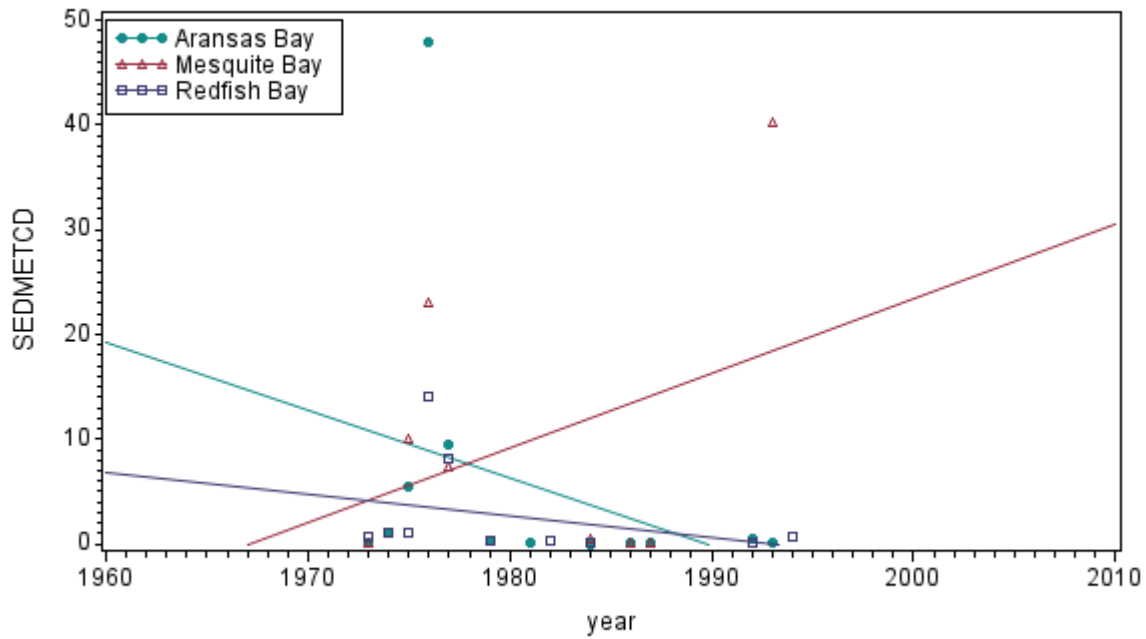
Regression Equation:
 SEDMETAS(AU Name:Aransas Bay) = -285.345 + 0.146036*year
 SEDMETAS(AU Name:Mesquite Bay) = 46.55213 - 0.021656*year
 SEDMETAS(AU Name:Redfish Bay) = -3.683032 + 0.003465*year



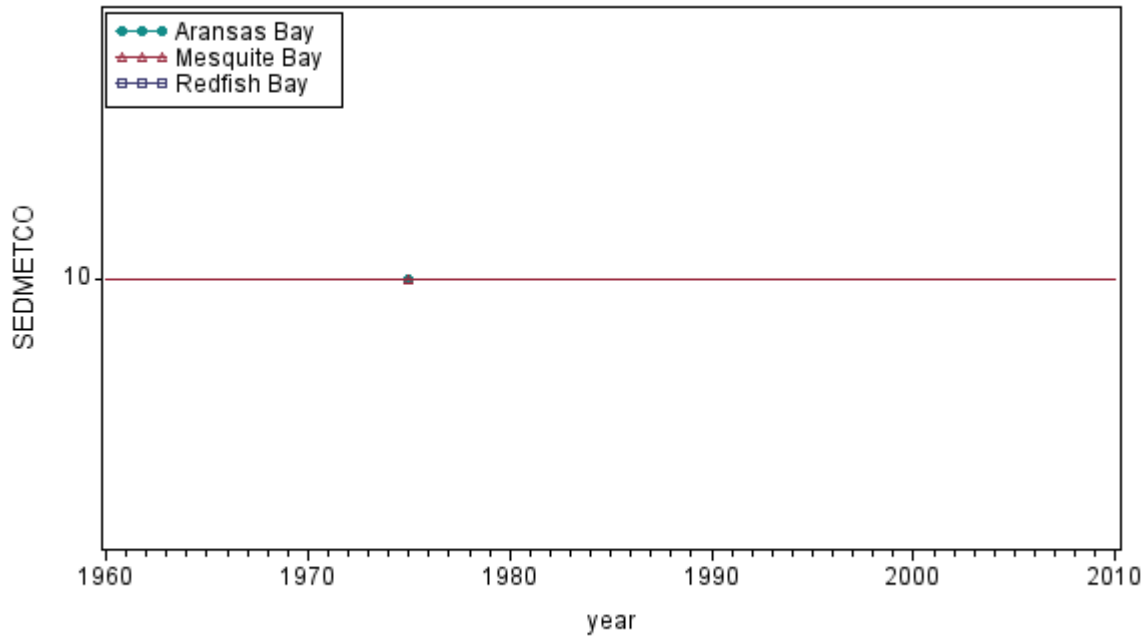
Regression Equation:
 SEDMETB(AU Name:Aransas Bay) = 38279.94 - 19.35455*year
 SEDMETB(AU Name:Mesquite Bay) = 23987.13 - 12.125*year
 SEDMETB(AU Name:Redfish Bay) = 4127.942 - 2.07037*year



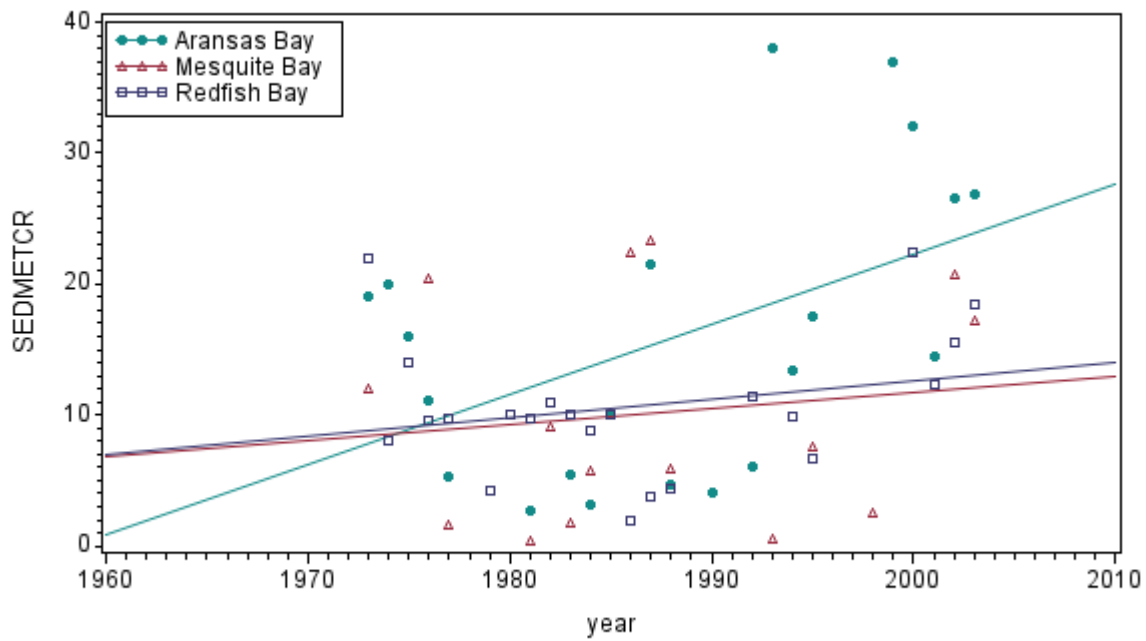
Regression Equation:
 SEDMETBA(AU Name:Aransas Bay) = -22173.72 + 11.32263*year
 SEDMETBA(AU Name:Mesquite Bay) = -17921.14 + 9.228635*year
 SEDMETBA(AU Name:Redfish Bay) = -2632.012 + 1.457391*year



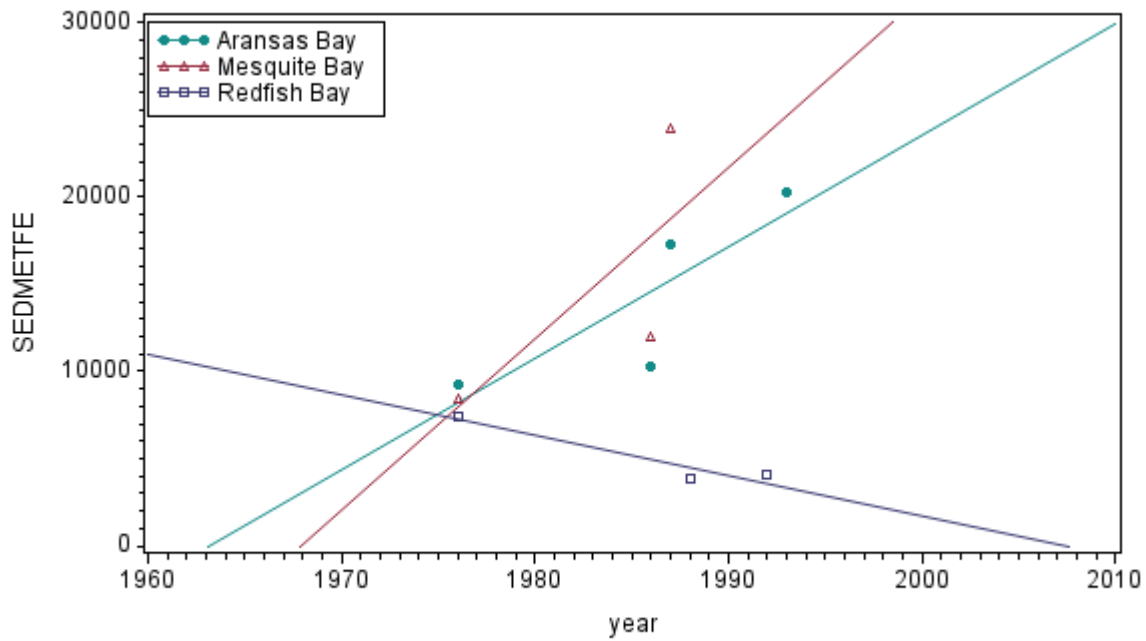
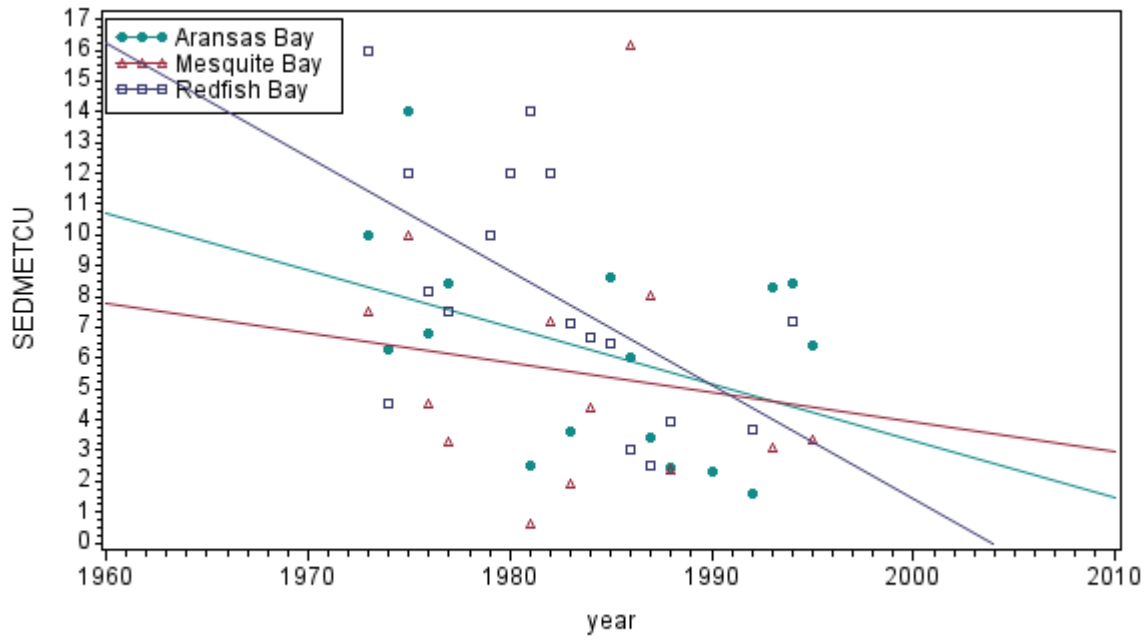
Regression Equation:
 SEDMETCD(AU Name:Aransas Bay) = 1278.262 - 0.642378*year
 SEDMETCD(AU Name:Mesquite Bay) = -1393.134 + 0.708252*year
 SEDMETCD(AU Name:Redfish Bay) = 413.6327 - 0.207514*year

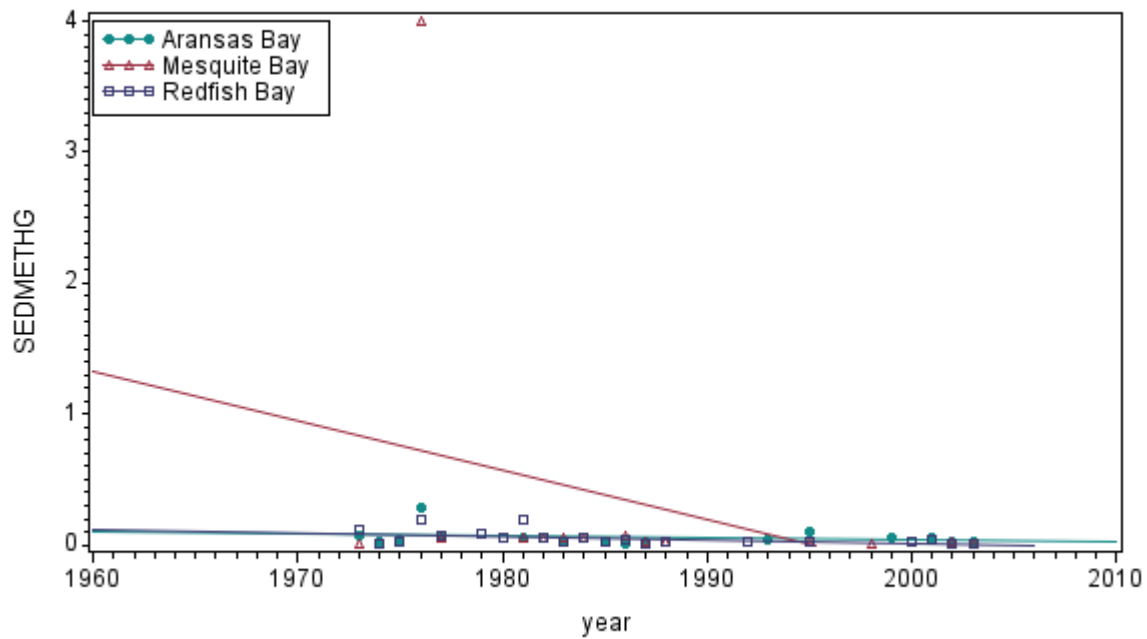


Regression Equation:
 SEDMETCO(AU Name:Aransas Bay) = 10 + 0*year
 SEDMETCO(AU Name:Mesquite Bay) = 10 + 0*year
 SEDMETCO(AU Name:Redfish Bay) = 0 + 0*year

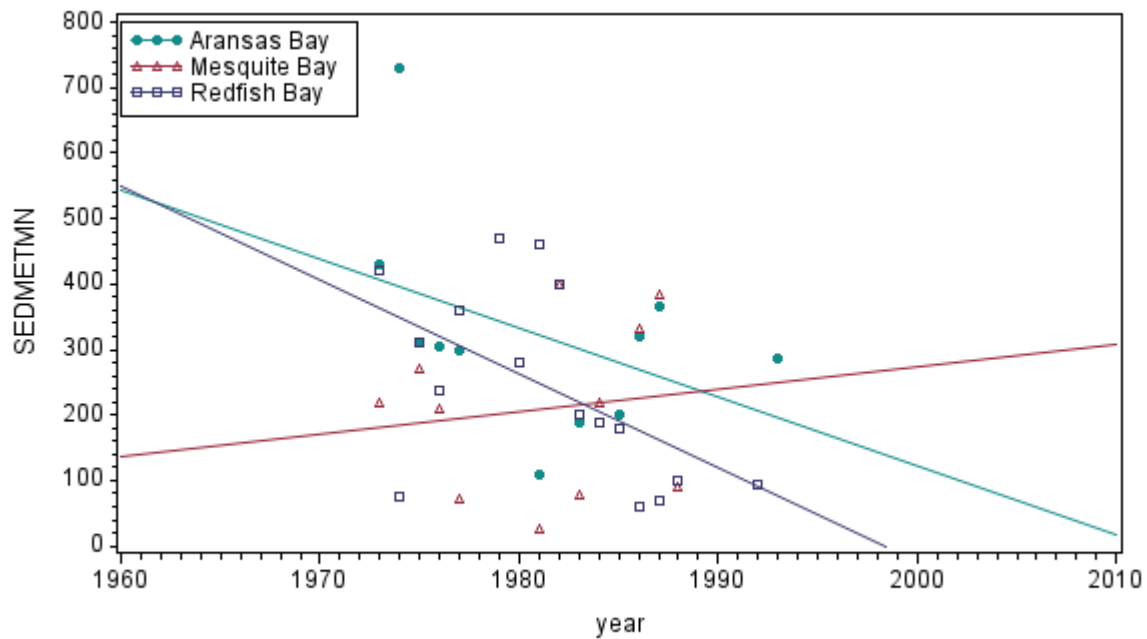


Regression Equation:
 SEDMETCR(AU Name:Aransas Bay) = -1047.08 + 0.534661*year
 SEDMETCR(AU Name:Mesquite Bay) = -235.4869 + 0.123595*year
 SEDMETCR(AU Name:Redfish Bay) = -269.2971 + 0.140939*year

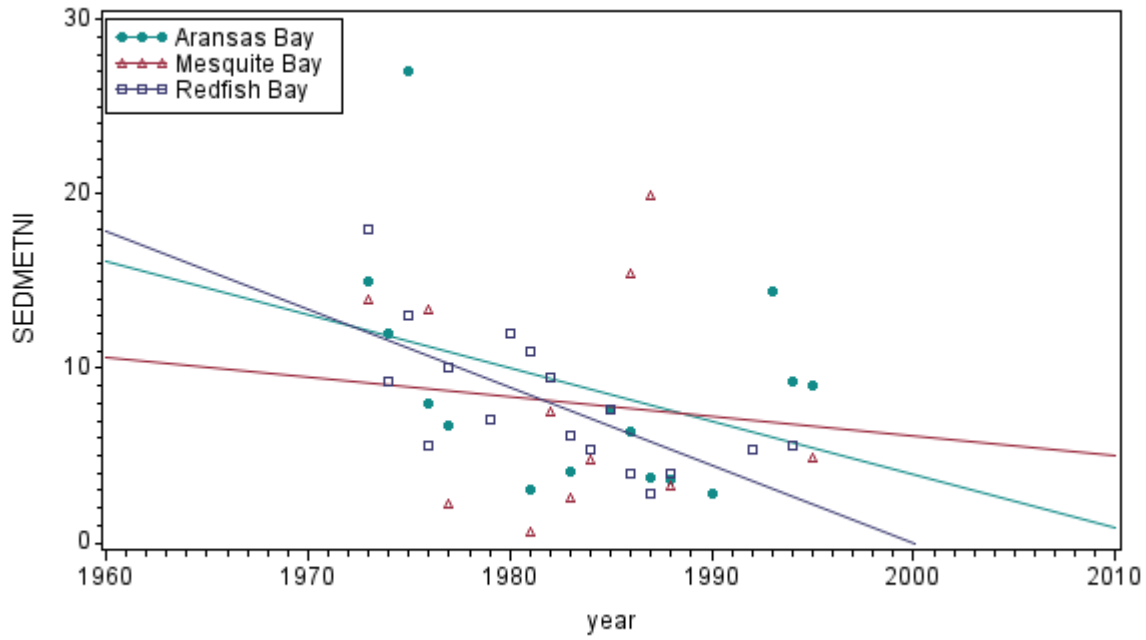




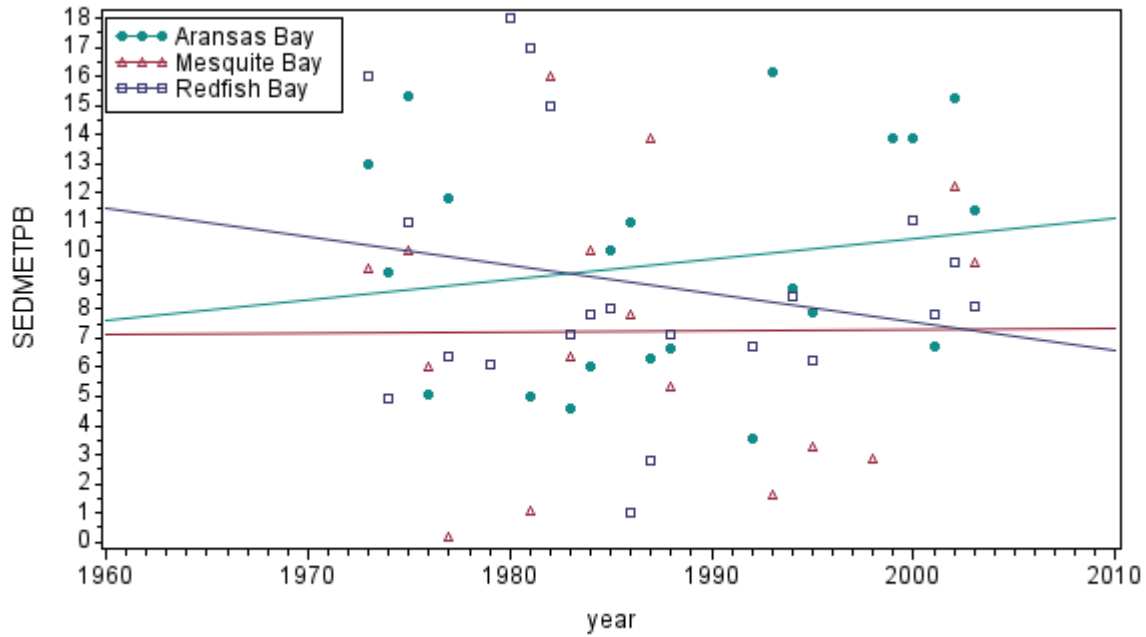
Regression Equation:
 SEDMETHG(AU Name:Aransas Bay) = 2.827216 - 0.001395*year
 SEDMETHG(AU Name:Mesquite Bay) = 74.68094 - 0.037429*year
 SEDMETHG(AU Name:Redfish Bay) = 5.224004 - 0.002604*year



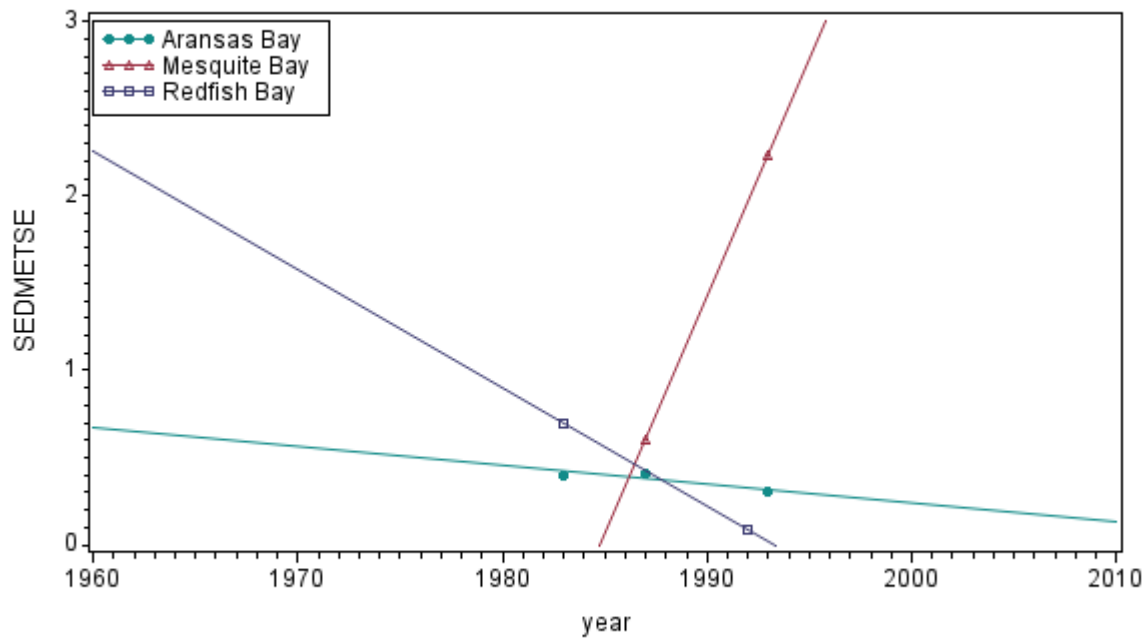
Regression Equation:
 SEDMETMN(AU Name:Aransas Bay) = 21198.35 - 10.53651*year
 SEDMETMN(AU Name:Mesquite Bay) = -6627.768 + 3.451235*year
 SEDMETMN(AU Name:Redfish Bay) = 28578.39 - 14.30034*year



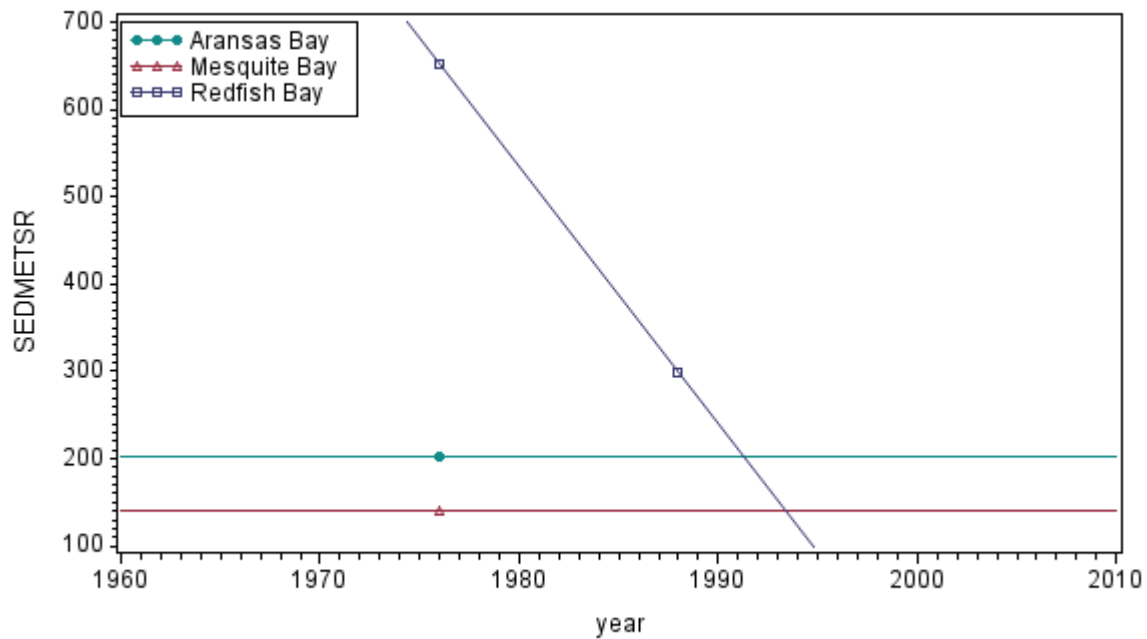
Regression Equation:
 SEDMETNI(AU Name:Aransas Bay) = 613.4251 - 0.304765*year
 SEDMETNI(AU Name:Mesquite Bay) = 230.0759 - 0.111953*year
 SEDMETNI(AU Name:Redfish Bay) = 893.3152 - 0.446647*year



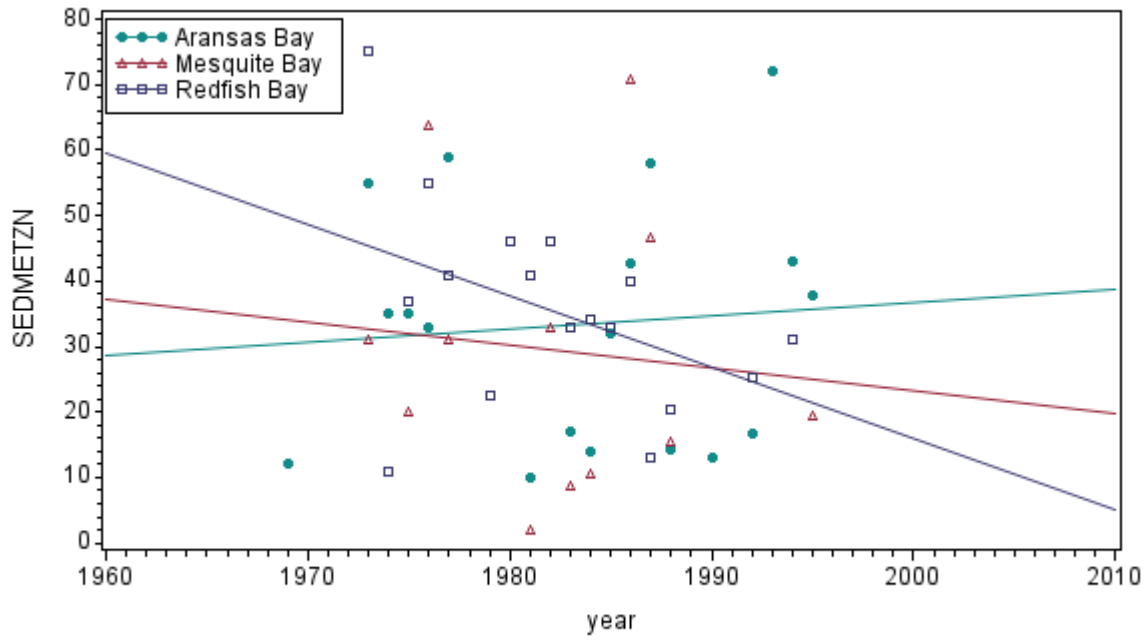
Regression Equation:
 SEDMETPB(AU Name:Aransas Bay) = -131.4706 + 0.070959*year
 SEDMETPB(AU Name:Mesquite Bay) = -0.340373 + 0.003813*year
 SEDMETPB(AU Name:Redfish Bay) = 202.6343 - 0.097532*year



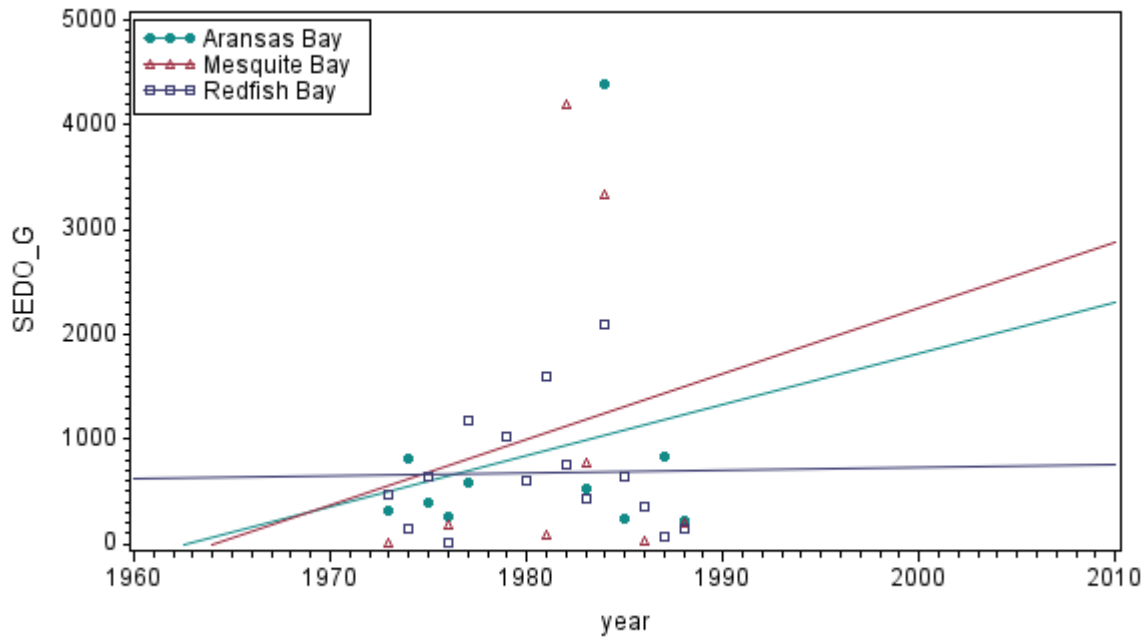
Regression Equation:
 SEDMETSE(AU Name:Aransas Bay) = 21.64263 - 0.010702*year
 SEDMETSE(AU Name:Mesquite Bay) = -539.1983 + 0.271667*year
 SEDMETSE(AU Name:Redfish Bay) = 135.1033 - 0.067778*year



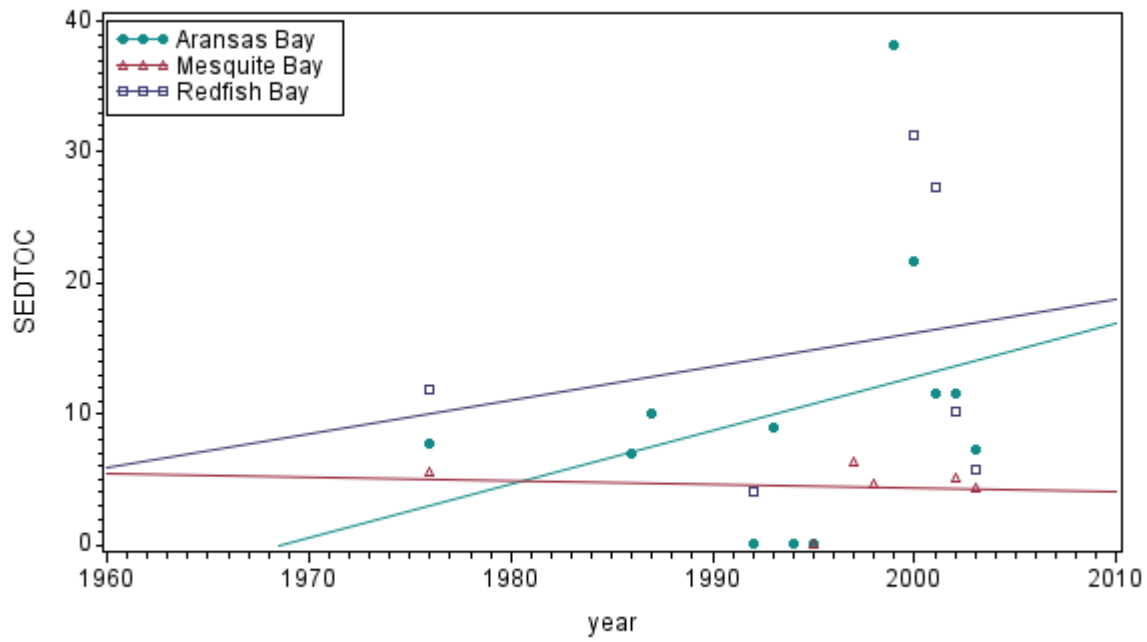
Regression Equation:
 SEDMETSr(AU Name:Aransas Bay) = 201.3333 + 0*year
 SEDMETSr(AU Name:Mesquite Bay) = 140.75 + 0*year
 SEDMETSr(AU Name:Redfish Bay) = 58784.38 - 29.41944*year



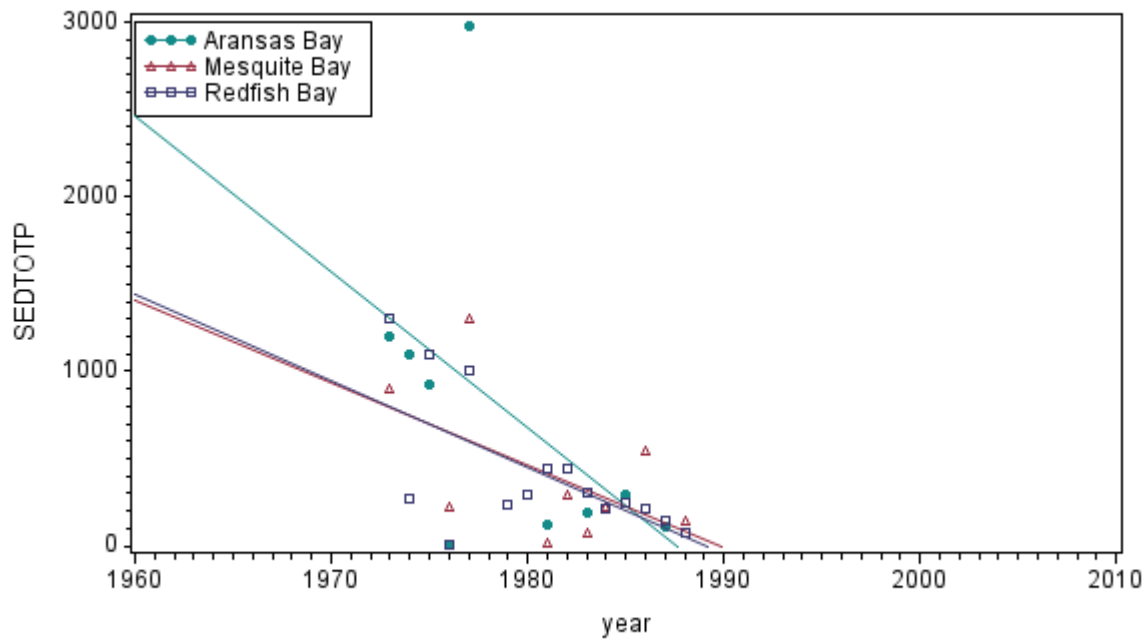
Regression Equation:
 SEDMETZN(AU_Name:Aransas Bay) = -360.8654 + 0.196741*year
 SEDMETZN(AU_Name:Mesquite Bay) = 723.8512 - 0.350342*year
 SEDMETZN(AU_Name:Redfish Bay) = 2196.081 - 1.090021*year



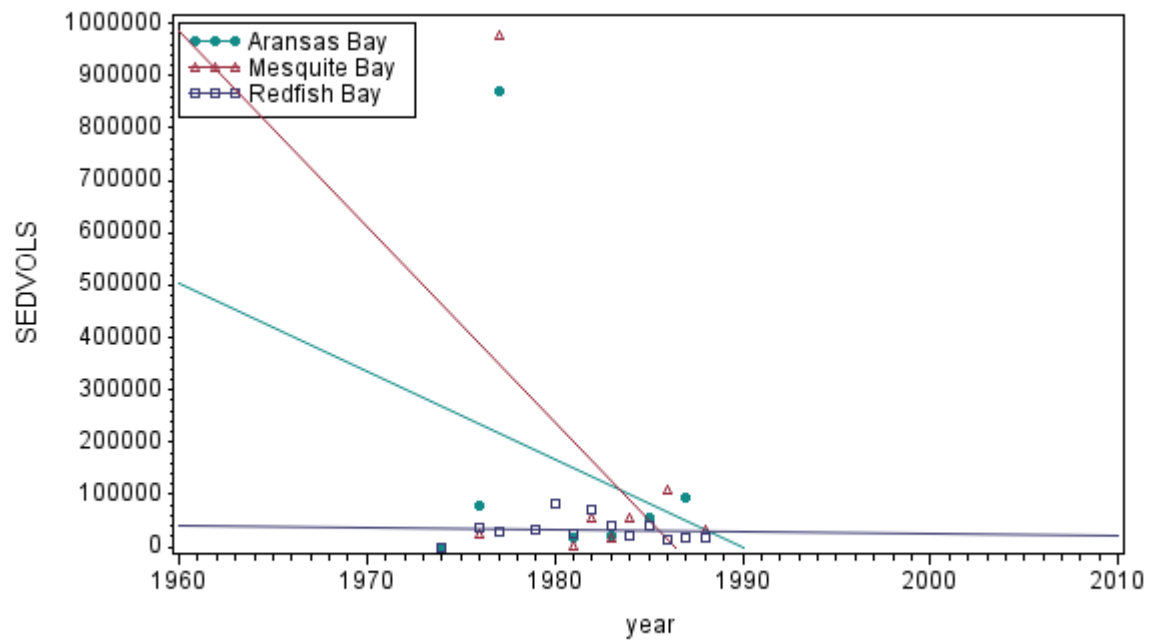
Regression Equation:
 SEDO_G(AU_Name:Aransas Bay) = -94980.62 + 48.39784*year
 SEDO_G(AU_Name:Mesquite Bay) = -122691 + 62.47177*year
 SEDO_G(AU_Name:Redfish Bay) = -4909.637 + 2.6205*year



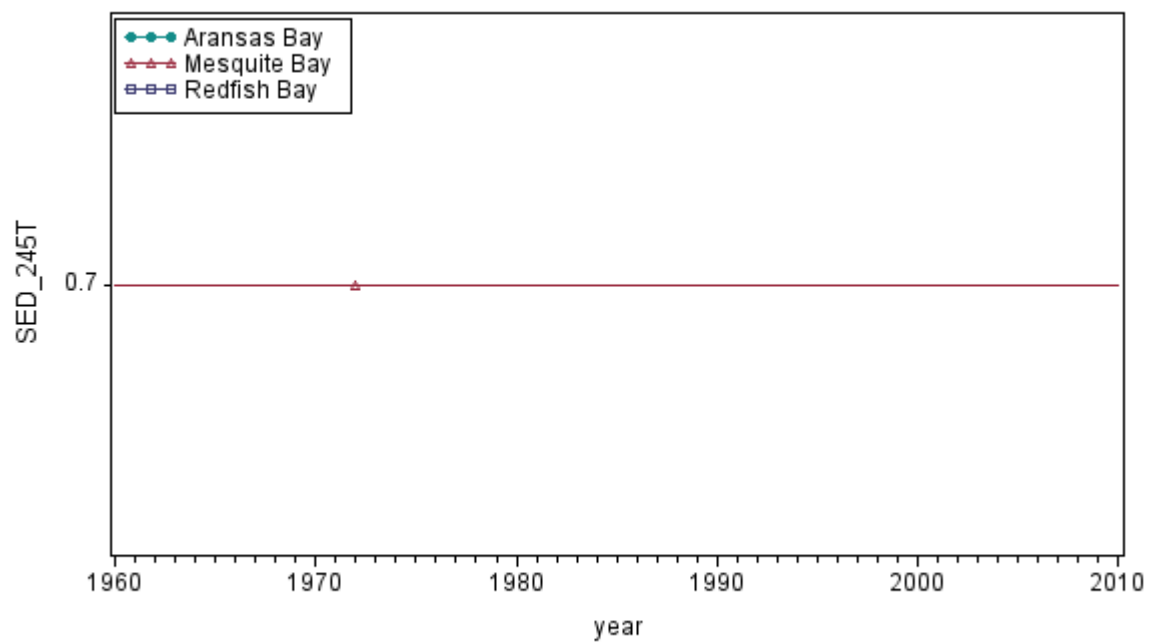
Regression Equation:
 SEDTOC (AU Name: Aransas Bay) = $-800.4461 + 0.406618 \cdot \text{year}$
 SEDTOC (AU Name: Mesquite Bay) = $-58.58138 - 0.027147 \cdot \text{year}$
 SEDTOC (AU Name: Redfish Bay) = $-495.6744 + 0.255931 \cdot \text{year}$



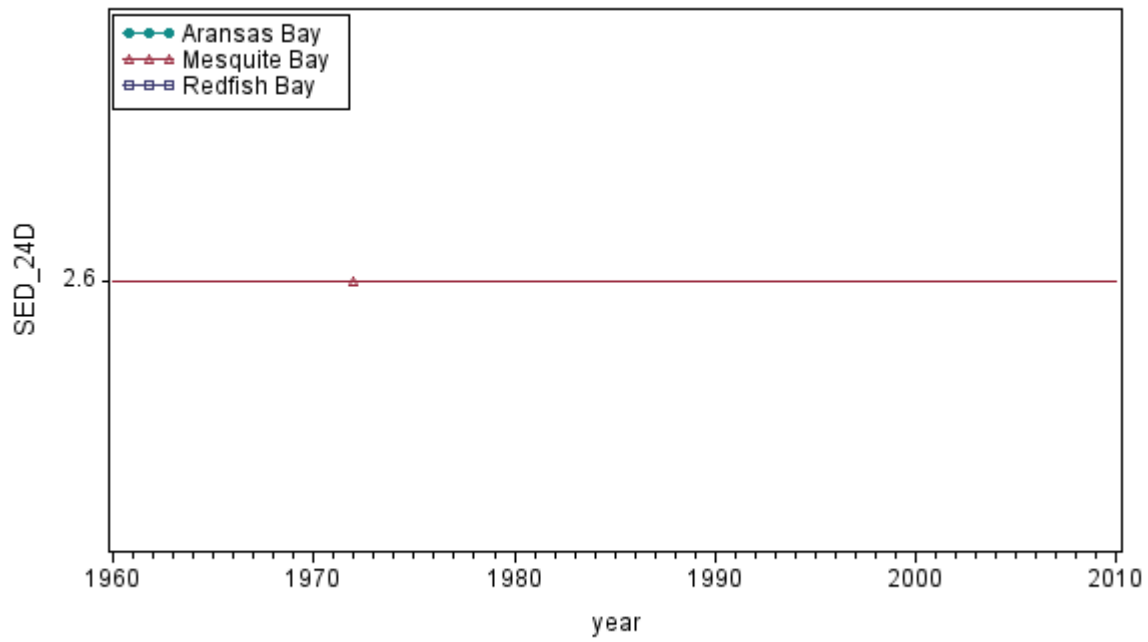
Regression Equation:
 SEDTOTP (AU Name: Aransas Bay) = $177022.2 - 89.06143 \cdot \text{year}$
 SEDTOTP (AU Name: Mesquite Bay) = $93319.08 - 46.89674 \cdot \text{year}$
 SEDTOTP (AU Name: Redfish Bay) = $98187.45 - 49.361 \cdot \text{year}$



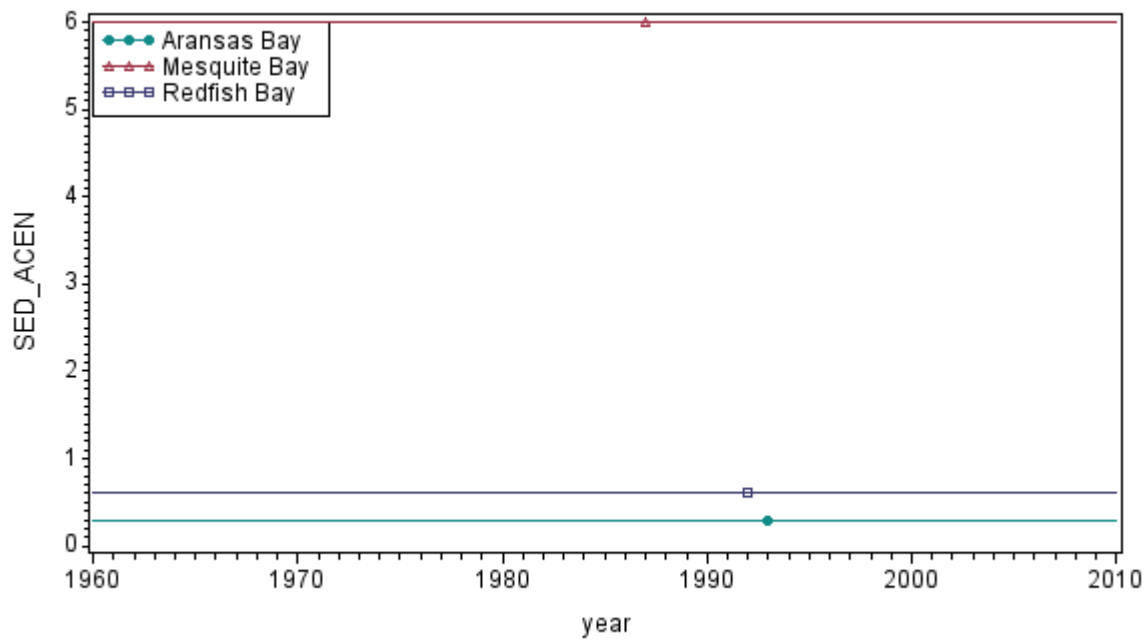
Regression Equation:
 SEDVOLS(AU_Name:Aransas Bay) = 33359498 - 16762.75*year
 SEDVOLS(AU_Name:Mesquite Bay) = 73993430 - 37249.75*year
 SEDVOLS(AU_Name:Redfish Bay) = 829442 - 401.7485*year



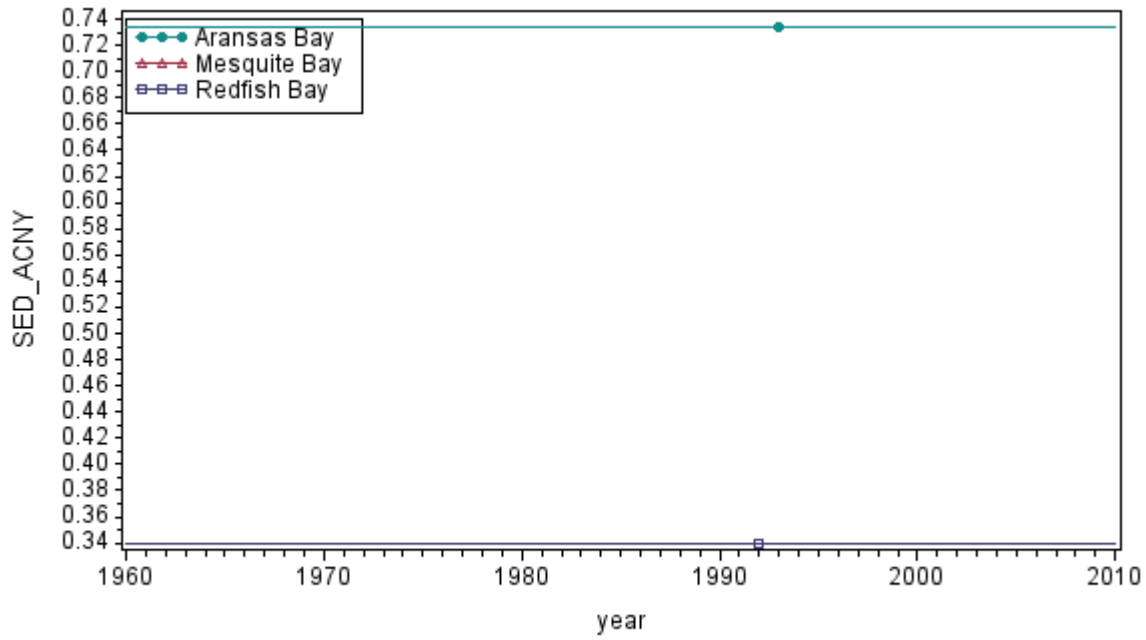
Regression Equation:
 SED_245T(AU_Name:Aransas Bay) = 0 + 0*year
 SED_245T(AU_Name:Mesquite Bay) = 0.7 + 0*year
 SED_245T(AU_Name:Redfish Bay) = 0 + 0*year



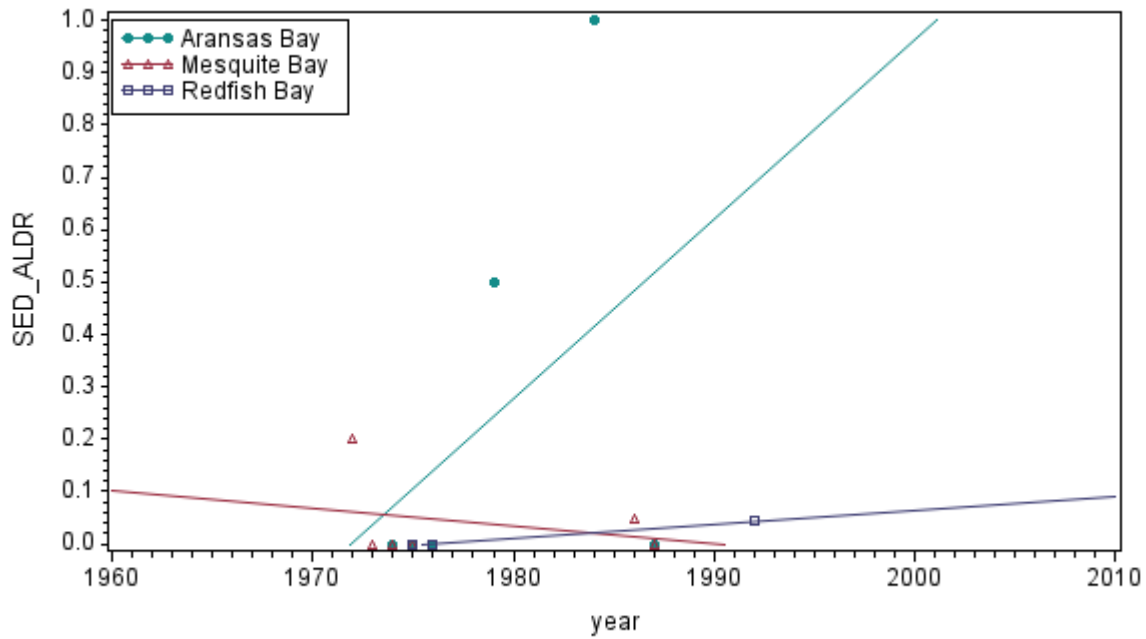
Regression Equation:
 SED_24D (AU Name: Aransas Bay) = 0 + 0*year
 SED_24D (AU Name: Mesquite Bay) = 2.6 + 0*year
 SED_24D (AU Name: Redfish Bay) = 0 + 0*year



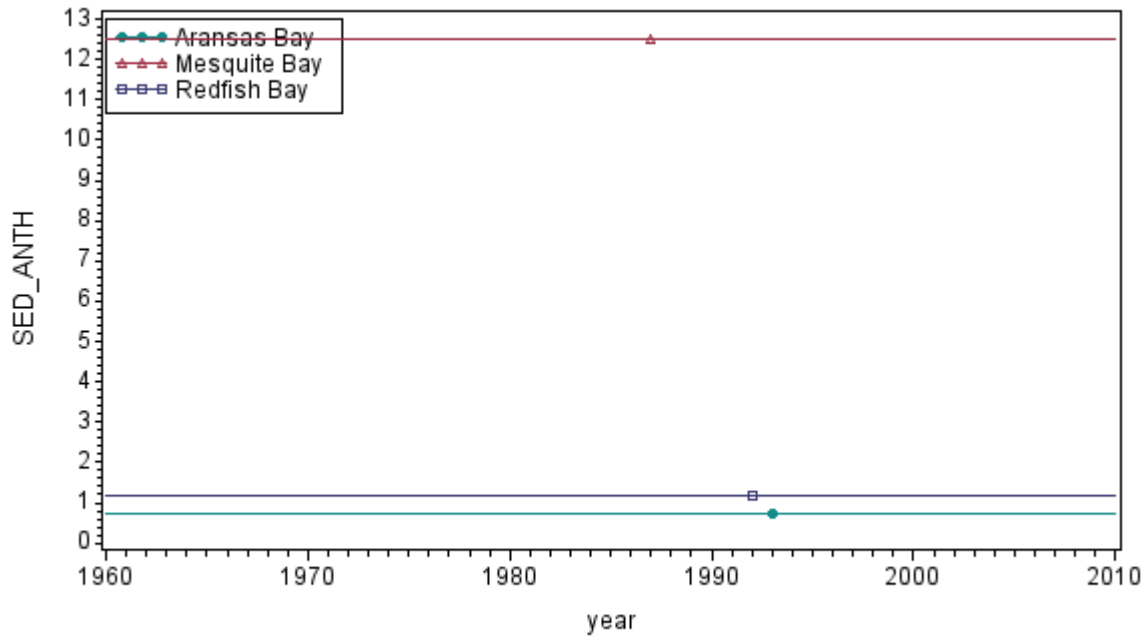
Regression Equation:
 SED_ACEN (AU Name: Aransas Bay) = 0.3 + 0*year
 SED_ACEN (AU Name: Mesquite Bay) = 6 + 0*year
 SED_ACEN (AU Name: Redfish Bay) = 0.61 + 0*year



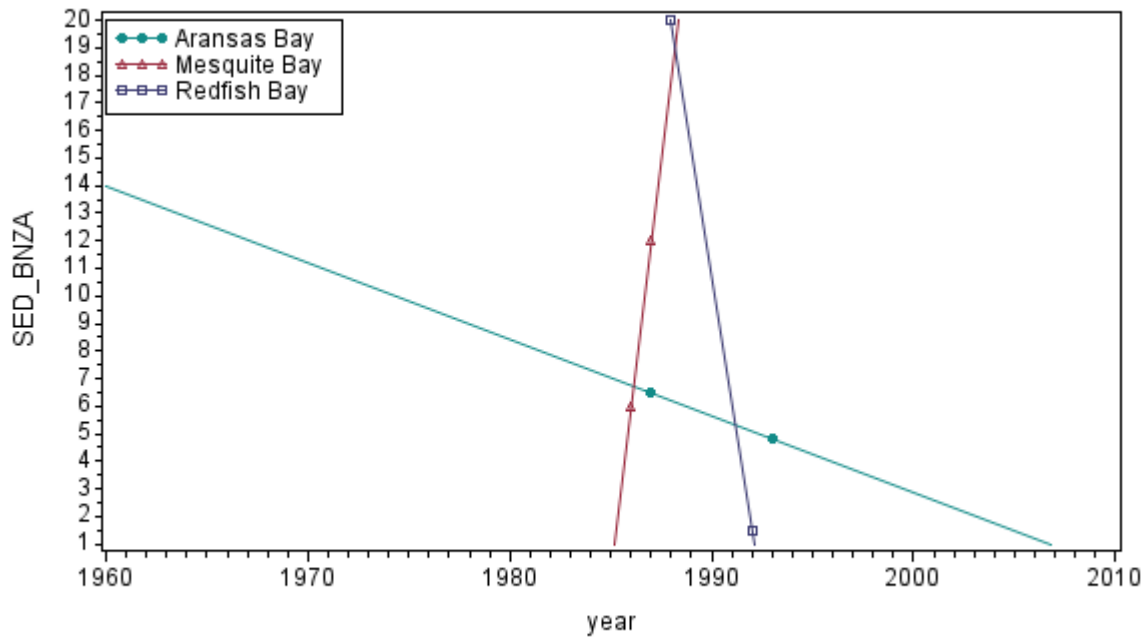
Regression Equation:
 SED_ACNY(AU Name:Aransas Bay) = 0.733333 + 0*year
 SED_ACNY(AU Name:Mesquite Bay) = 0 + 0*year
 SED_ACNY(AU Name:Redfish Bay) = 0.34 + 0*year



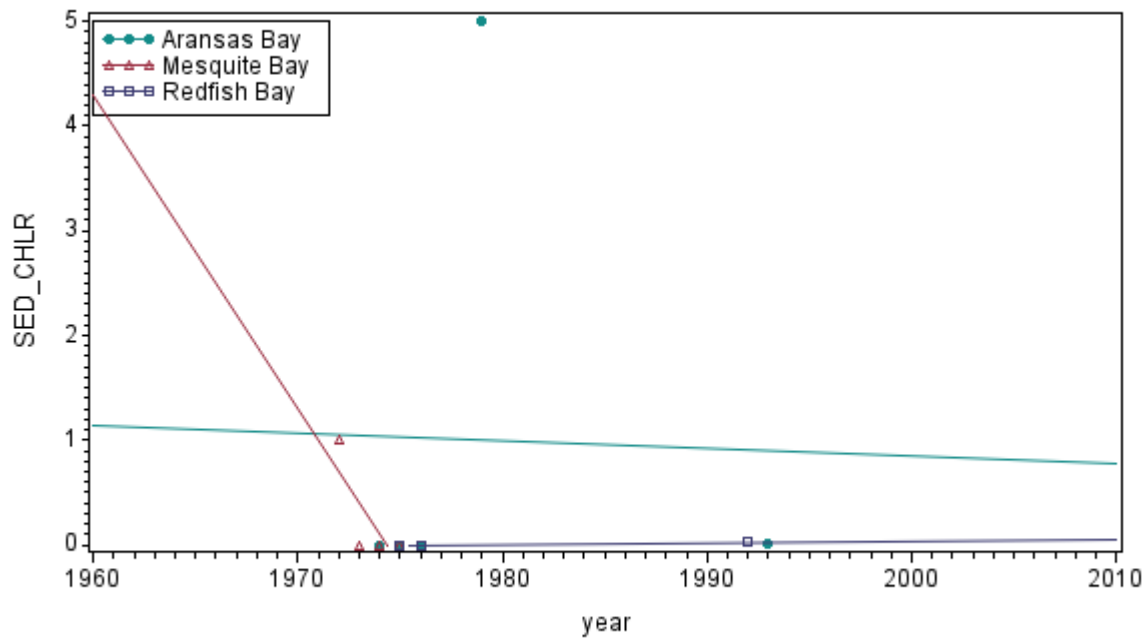
Regression Equation:
 SED_ALDR(AU Name:Aransas Bay) = -67.46459 + 0.034214*year
 SED_ALDR(AU Name:Mesquite Bay) = 6.539242 - 0.003285*year
 SED_ALDR(AU Name:Redfish Bay) = -5.098271 + 0.002581*year



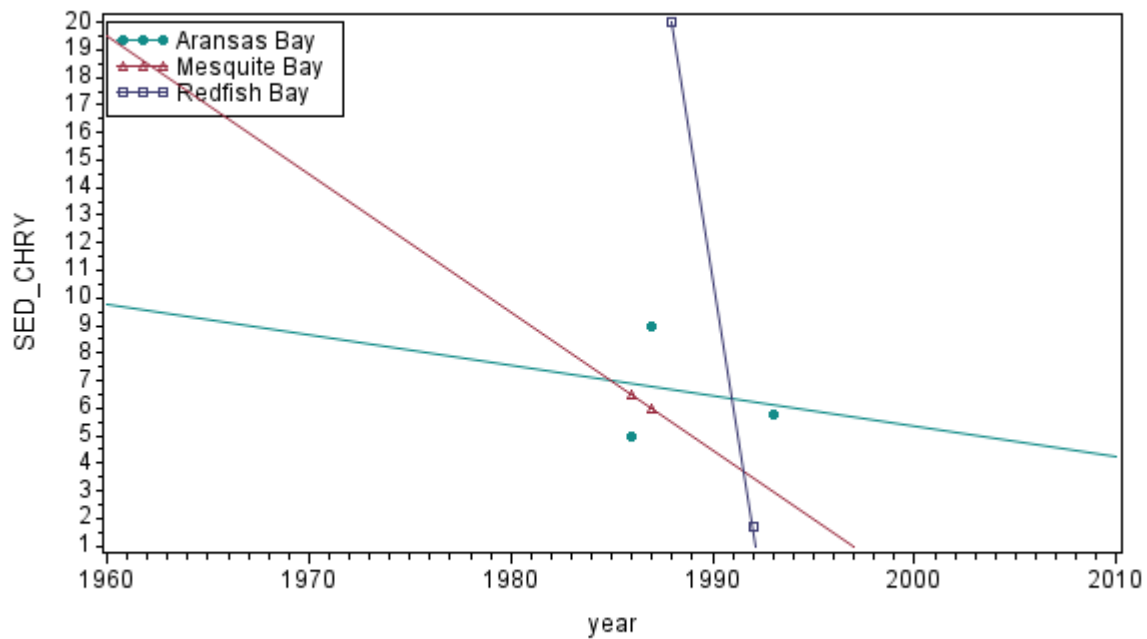
Regression Equation:
 SED_ANTH(AU Name:Aransas Bay) = 0.733333 + 0*year
 SED_ANTH(AU Name:Mesquite Bay) = 12.5 + 0*year
 SED_ANTH(AU Name:Redfish Bay) = 1.15 + 0*year



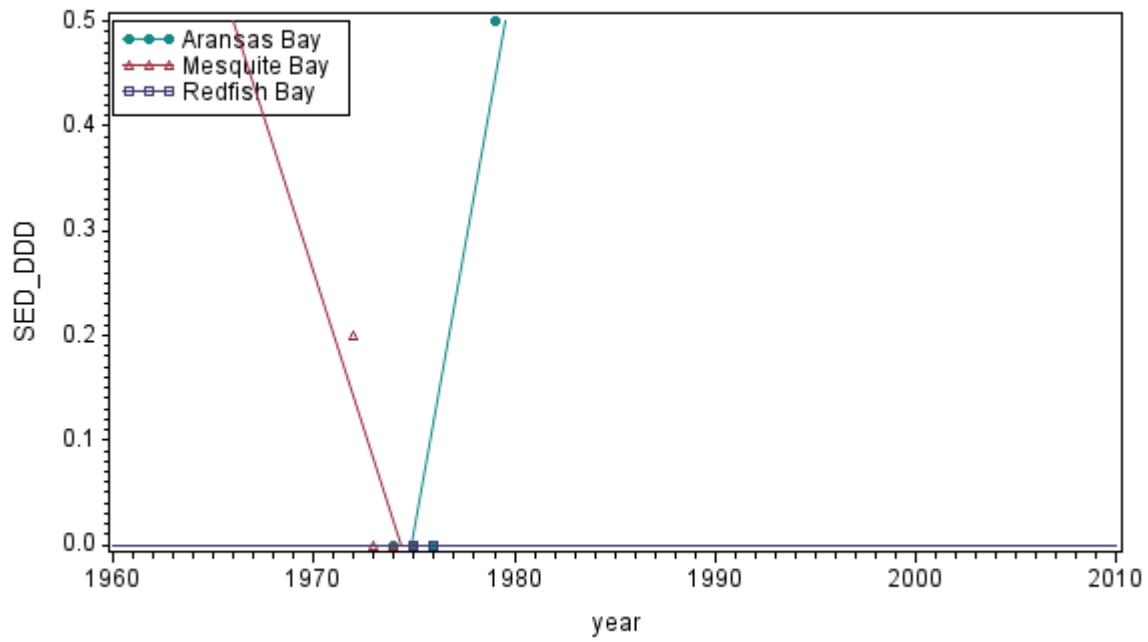
Regression Equation:
 SED_BNZA(AU Name:Aransas Bay) = 598.4444 - 0.277778*year
 SED_BNZA(AU Name:Mesquite Bay) = -11910 + 6*year
 SED_BNZA(AU Name:Redfish Bay) = 9224.44 - 4.63*year



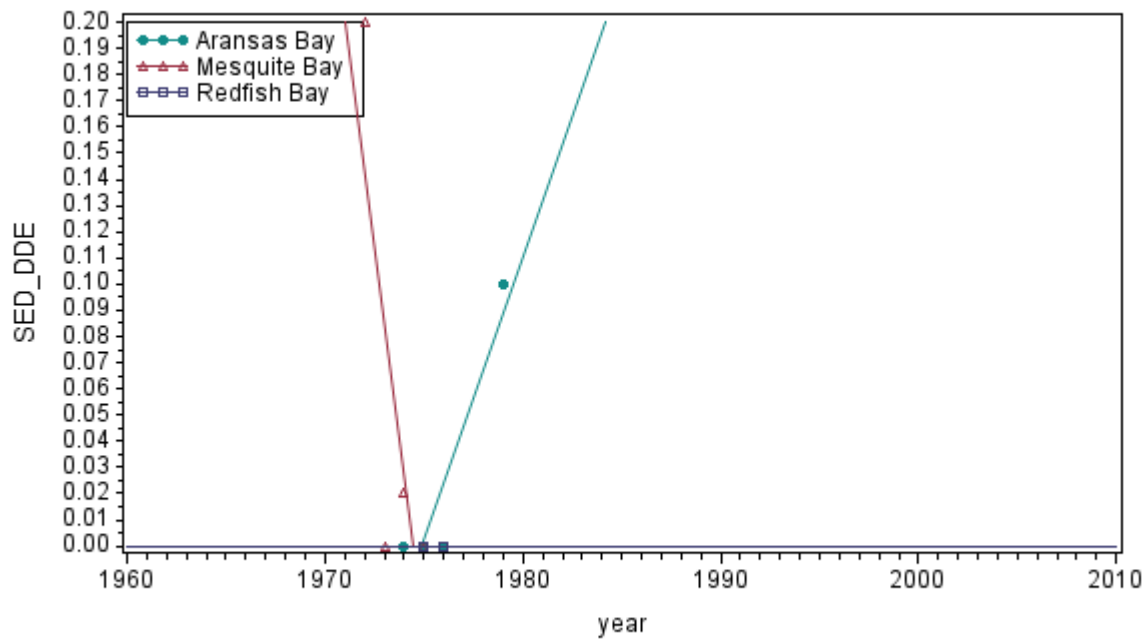
Regression Equation:
 SED_CHLR(AU Name:Aransas Bay) = 15.50138 - 0.007325*year
 SED_CHLR(AU Name:Mesquite Bay) = 592.3 - 0.3*year
 SED_CHLR(AU Name:Redfish Bay) = -2.567045 + 0.001299*year



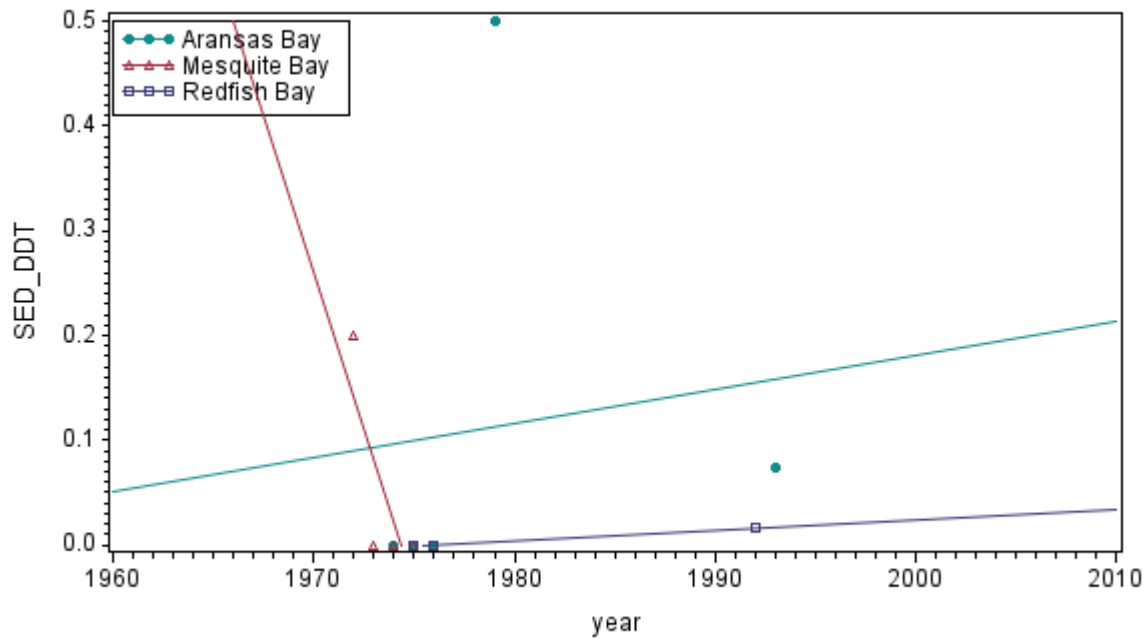
Regression Equation:
 SED_CHRY(AU Name:Aransas Bay) = 228.5907 - 0.111628*year
 SED_CHRY(AU Name:Mesquite Bay) = 999.5 - 0.5*year
 SED_CHRY(AU Name:Redfish Bay) = 9115.1 - 4.575*year



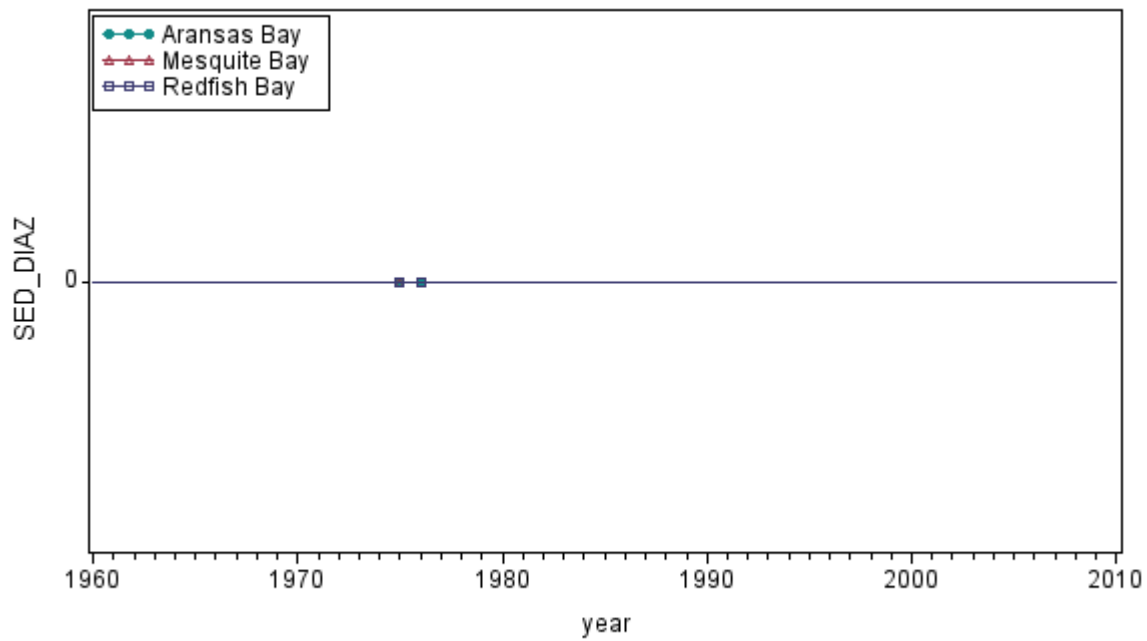
Regression Equation:
 SED_DDD(AU Name:Aransas Bay) = -211.5893 + 0.107143*year
 SED_DDD(AU Name:Mesquite Bay) = 118.46 - 0.06*year
 SED_DDD(AU Name:Redfish Bay) = 0 + 0*year



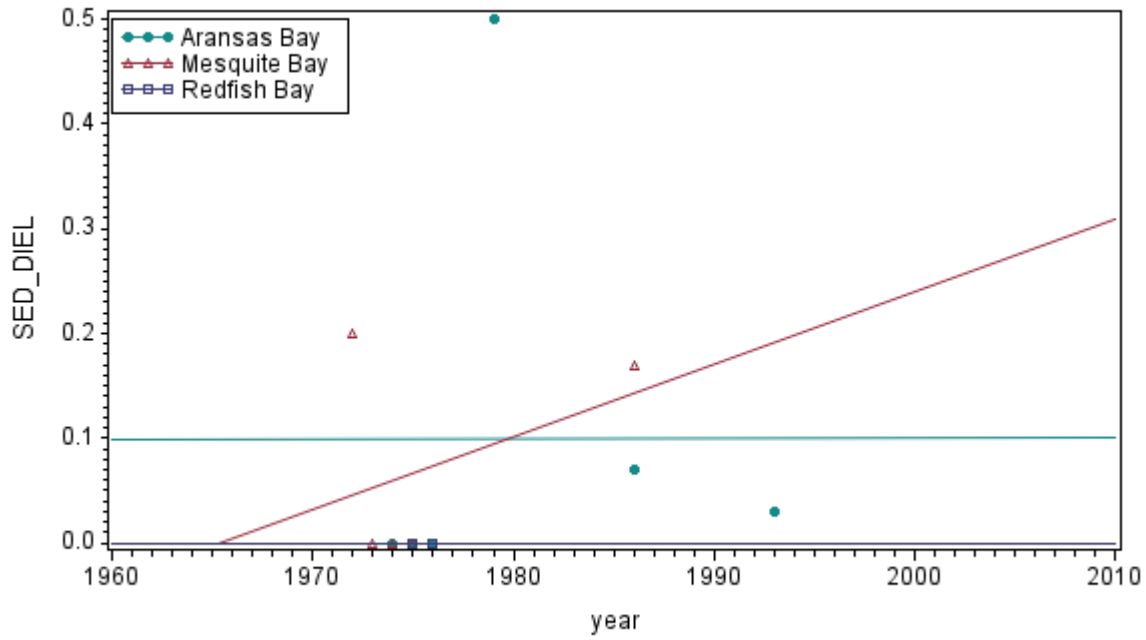
Regression Equation:
 SED_DDE(AU Name:Aransas Bay) = -42.31786 + 0.021429*year
 SED_DDE(AU Name:Mesquite Bay) = 114.518 - 0.058*year
 SED_DDE(AU Name:Redfish Bay) = 0 + 0*year



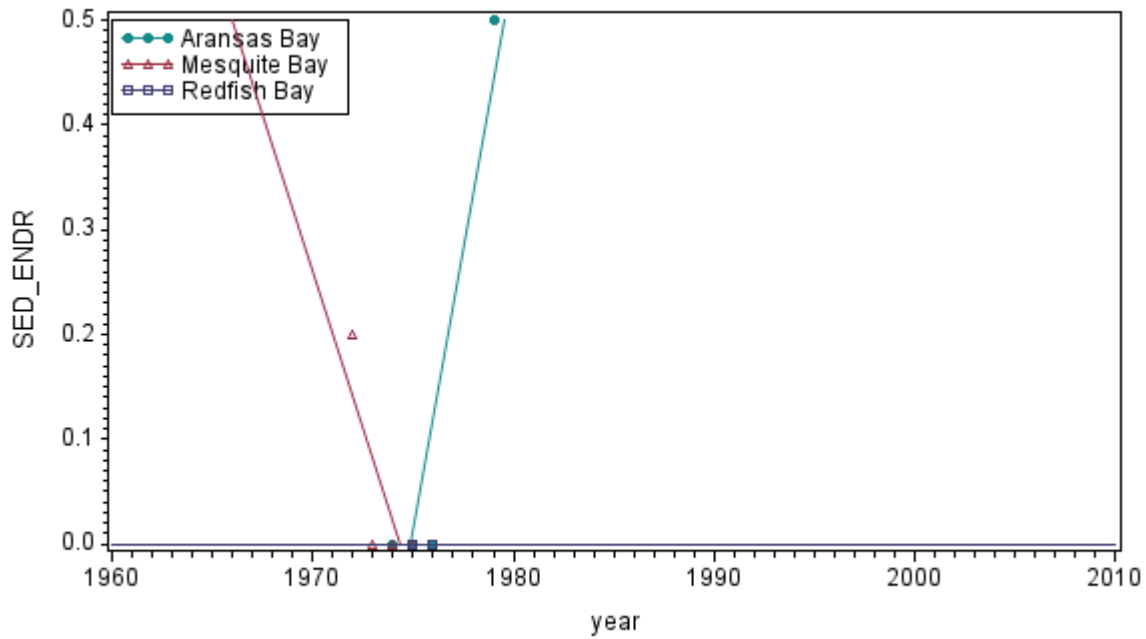
Regression Equation:
 SED_DDT(AU_Name:Aransas Bay) = -6.321881 + 0.003252*year
 SED_DDT(AU_Name:Mesquite Bay) = 118.46 - 0.06*year
 SED_DDT(AU_Name:Redfish Bay) = -1.922299 + 0.000973*year



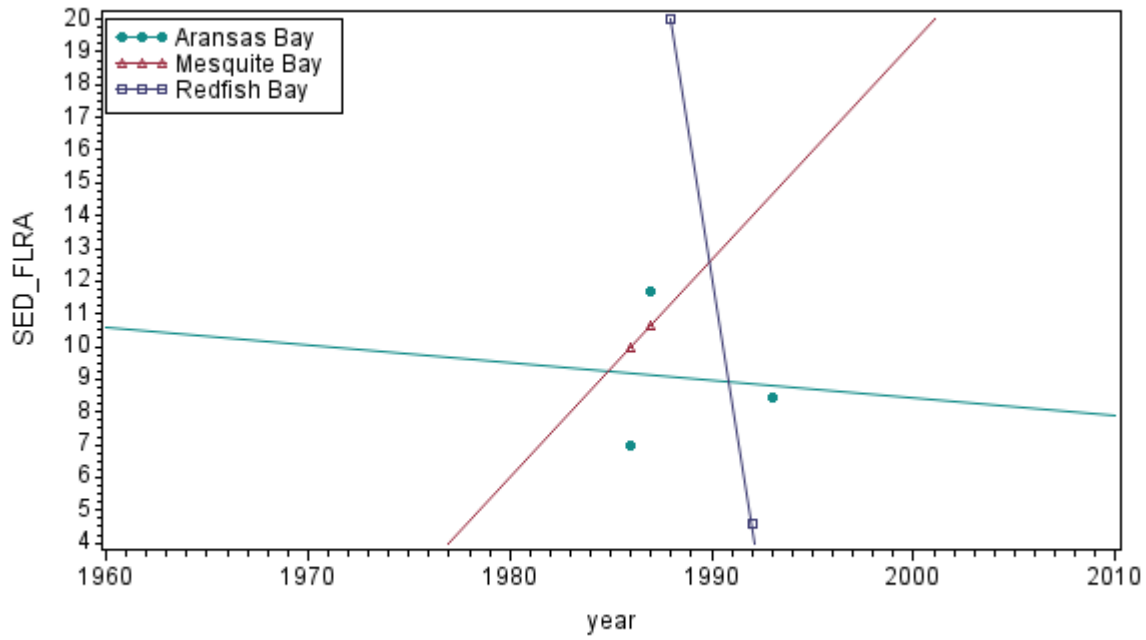
Regression Equation:
 SED_DIAZ(AU_Name:Aransas Bay) = 0 + 0*year
 SED_DIAZ(AU_Name:Mesquite Bay) = 0 + 0*year
 SED_DIAZ(AU_Name:Redfish Bay) = 0 + 0*year



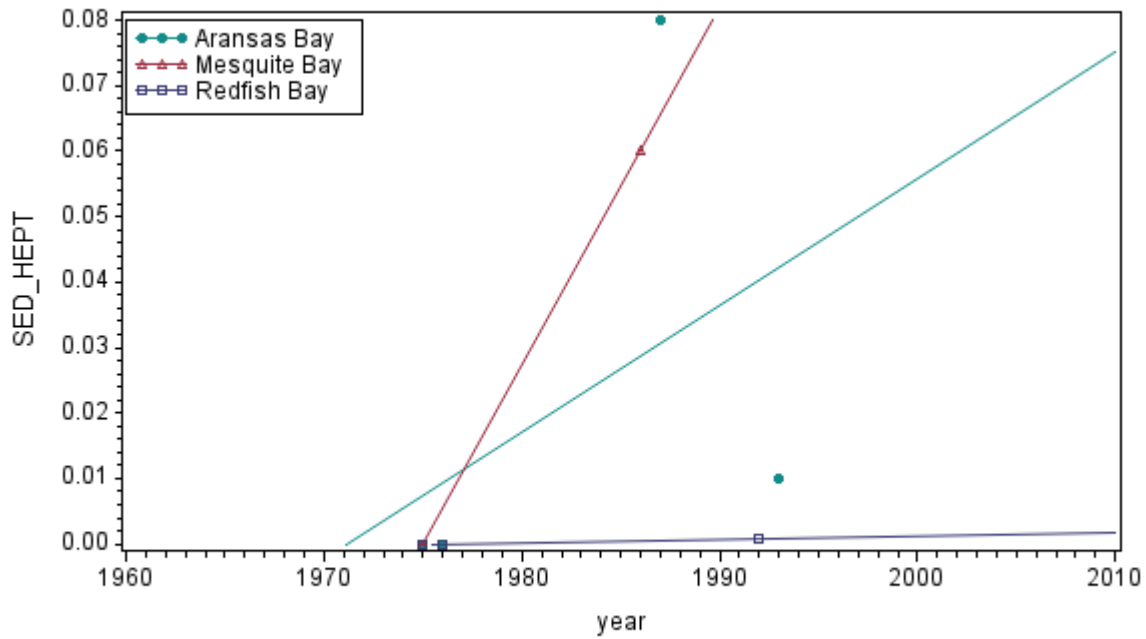
Regression Equation:
 SED_DIEL(AU Name:Aransas Bay) = 0.029645 + 0.000035*year
 SED_DIEL(AU Name:Mesquite Bay) = -13.606 + 0.006923*year
 SED_DIEL(AU Name:Redfish Bay) = 0 + 0*year



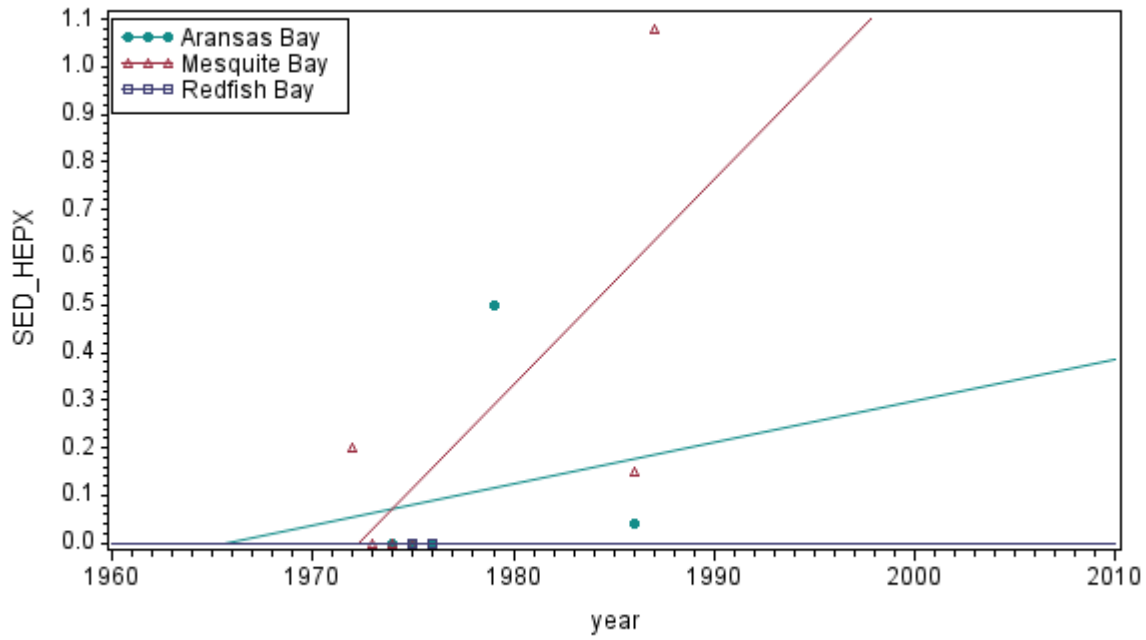
Regression Equation:
 SED_ENDR(AU Name:Aransas Bay) = -211.5893 + 0.107143*year
 SED_ENDR(AU Name:Mesquite Bay) = 118.46 - 0.06*year
 SED_ENDR(AU Name:Redfish Bay) = 0 + 0*year



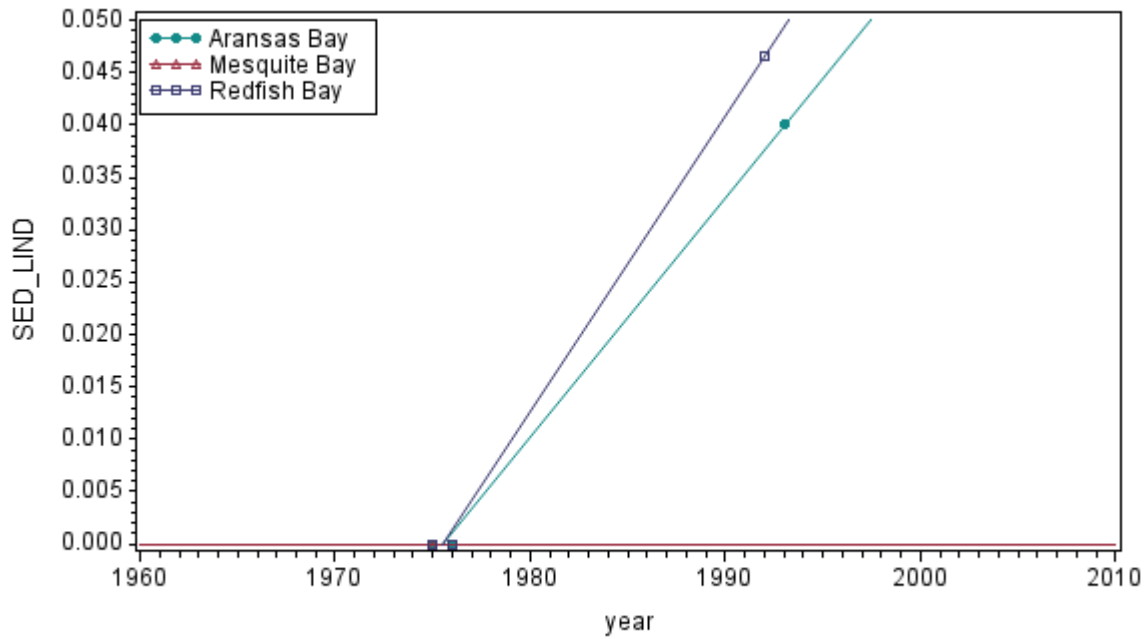
Regression Equation:
 SED_FLRA(AU Name:Aransas Bay) = 117.7163 - 0.054651*year
 SED_FLRA(AU Name:Mesquite Bay) = -1314 + 0.666667*year
 SED_FLRA(AU Name:Redfish Bay) = 7683.74 - 3.855*year



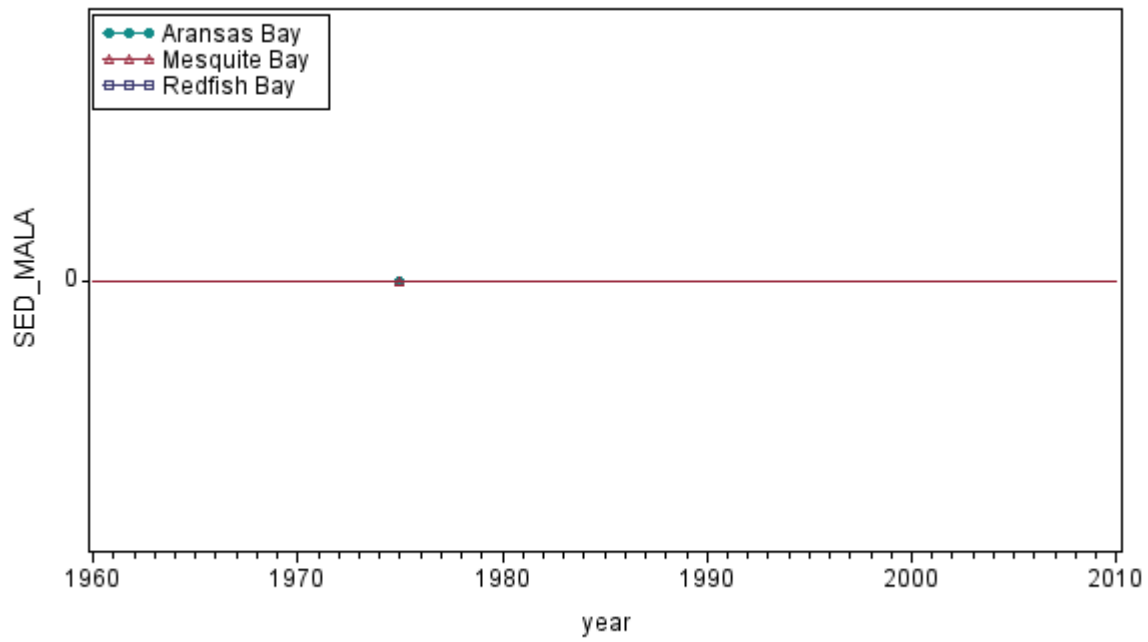
Regression Equation:
 SED_HEPT(AU Name:Aransas Bay) = -3.812984 + 0.001934*year
 SED_HEPT(AU Name:Mesquite Bay) = -10.77273 + 0.005455*year
 SED_HEPT(AU Name:Redfish Bay) = -0.103756 + 0.000053*year



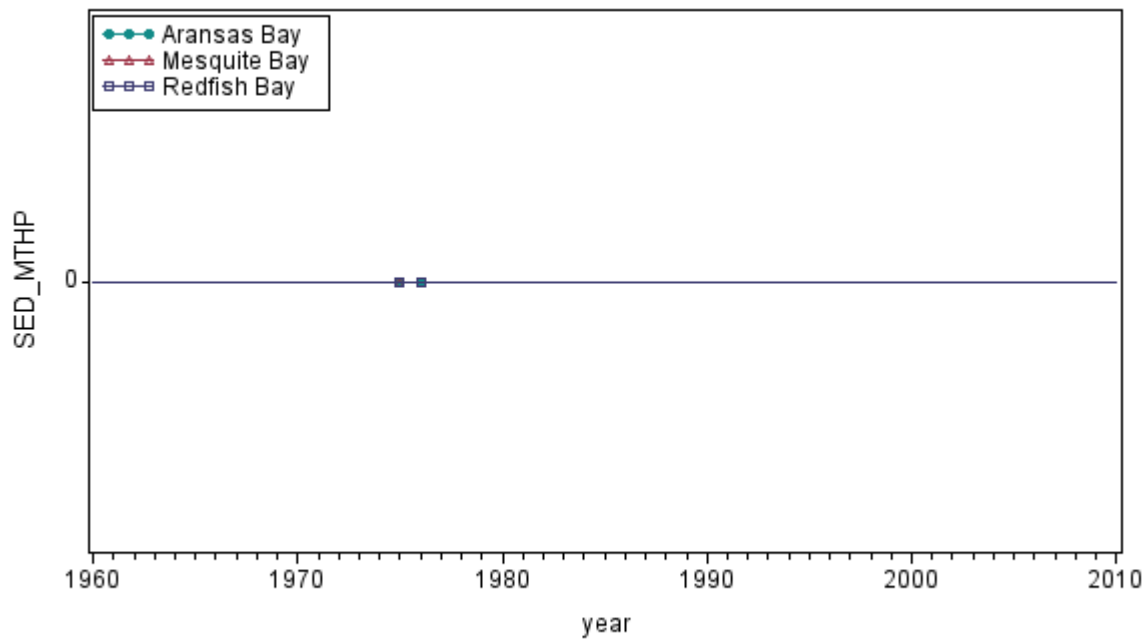
Regression Equation:
 SED_HEPX(AU Name:Aransas Bay) = -17.14689 + 0.008723*year
 SED_HEPX(AU Name:Mesquite Bay) = -85.06697 + 0.043141*year
 SED_HEPX(AU Name:Redfish Bay) = 0 + 0*year



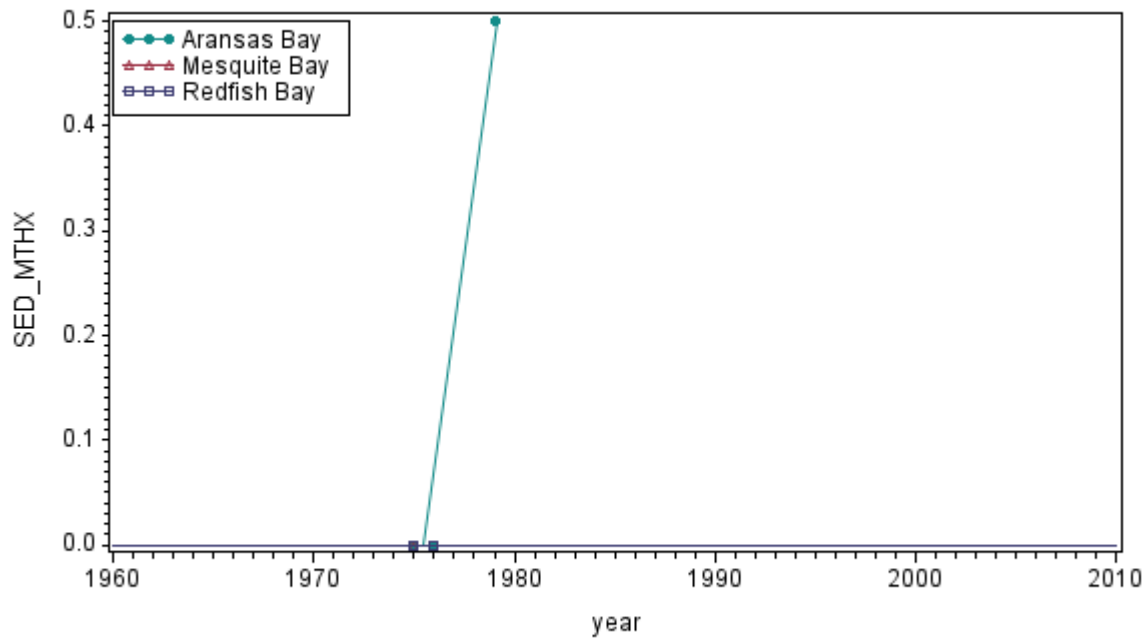
Regression Equation:
 SED_LIND(AU Name:Aransas Bay) = -4.504365 + 0.00228*year
 SED_LIND(AU Name:Mesquite Bay) = 0 + 0*year
 SED_LIND(AU Name:Redfish Bay) = -5.551981 + 0.00281*year



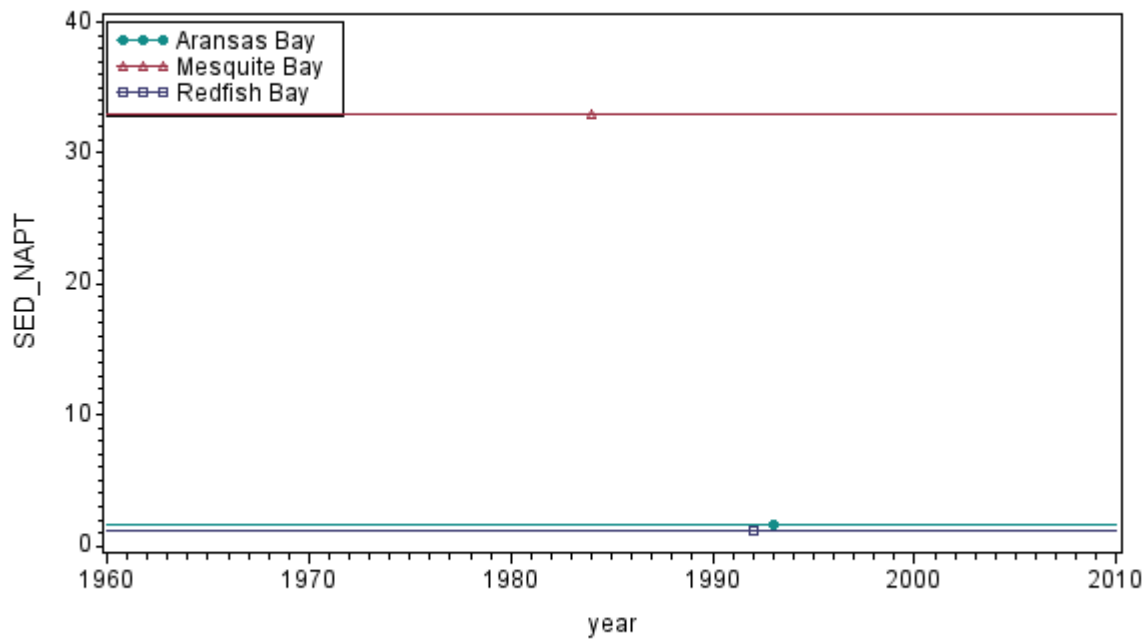
Regression Equation:
 SED_MALA(AU Name:Aransas Bay) = 0+0*year
 SED_MALA(AU Name:Mesquite Bay) = 0+0*year
 SED_MALA(AU Name:Redfish Bay) = 0+0*year



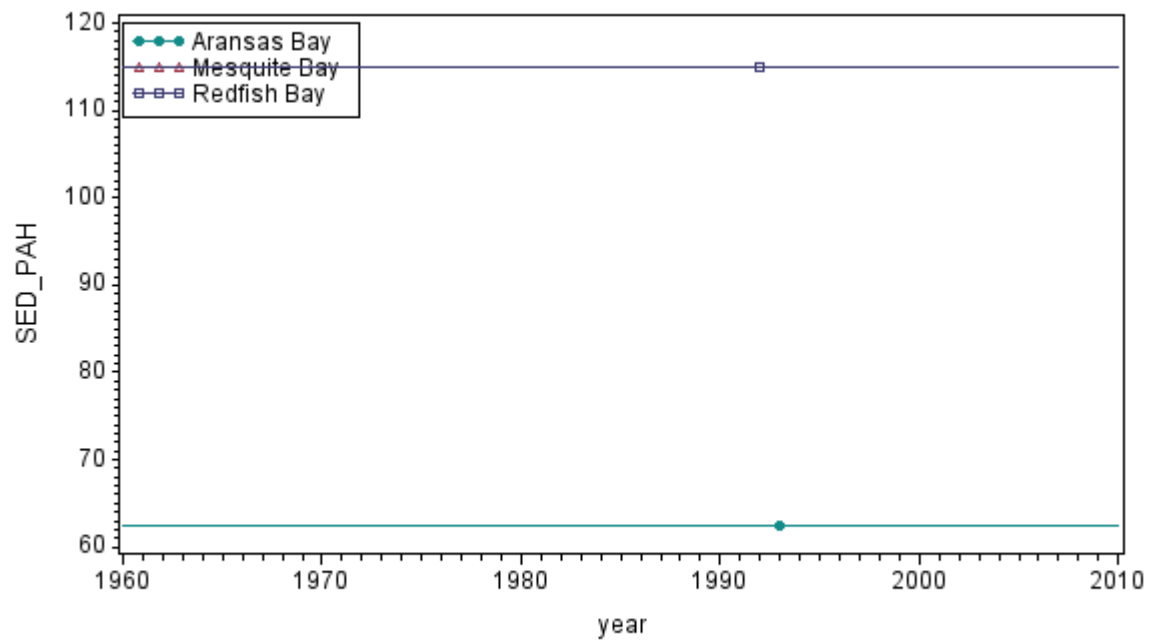
Regression Equation:
 SED_MTHP(AU Name:Aransas Bay) = 0+0*year
 SED_MTHP(AU Name:Mesquite Bay) = 0+0*year
 SED_MTHP(AU Name:Redfish Bay) = 0+0*year



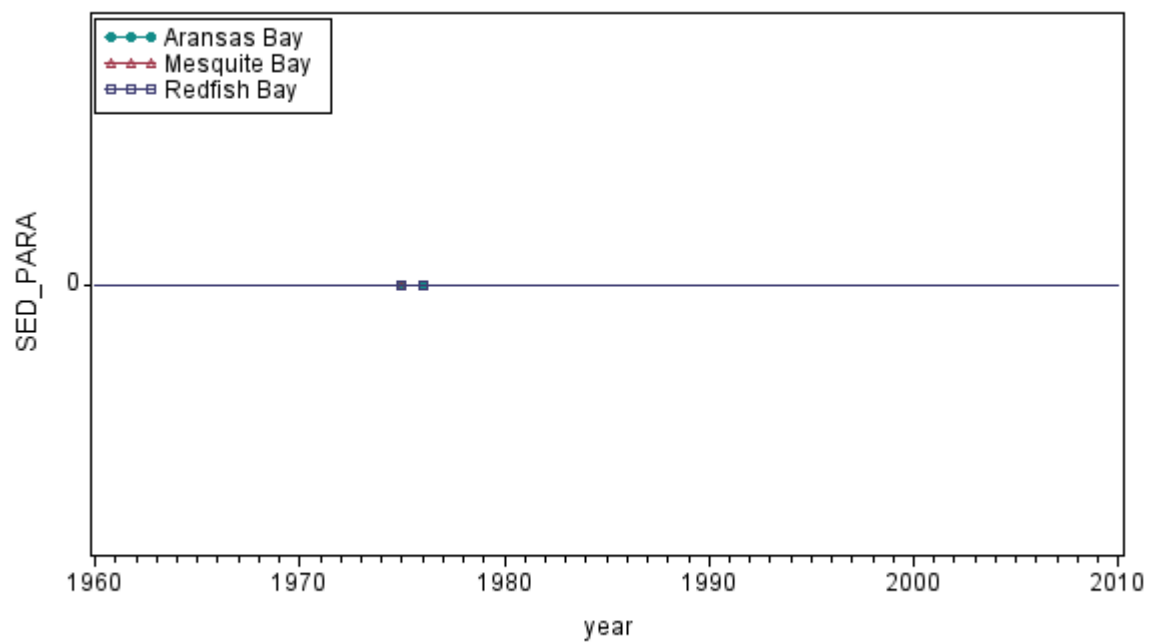
Regression Equation:
 $SED_MTHX(AU_Name:Aransas\ Bay) = -265.9231 + 0.134615 \cdot year$
 $SED_MTHX(AU_Name:Mesquite\ Bay) = 0 + 0 \cdot year$
 $SED_MTHX(AU_Name:Redfish\ Bay) = 0 + 0 \cdot year$



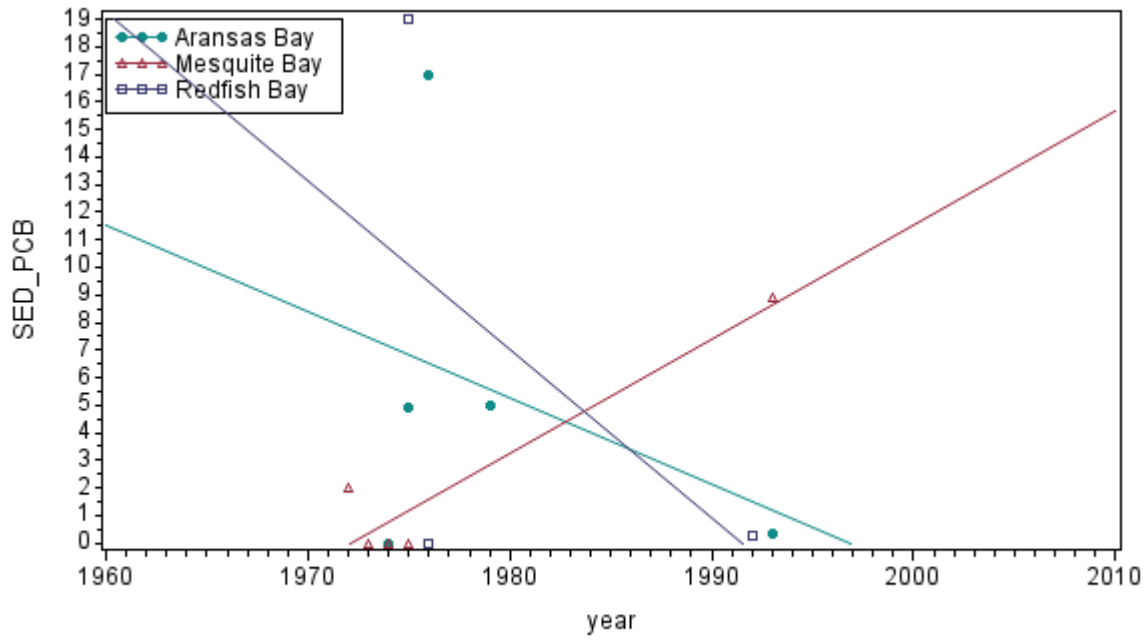
Regression Equation:
 $SED_NAPT(AU_Name:Aransas\ Bay) = 1.666667 + 0 \cdot year$
 $SED_NAPT(AU_Name:Mesquite\ Bay) = 33 + 0 \cdot year$
 $SED_NAPT(AU_Name:Redfish\ Bay) = 1.17 + 0 \cdot year$



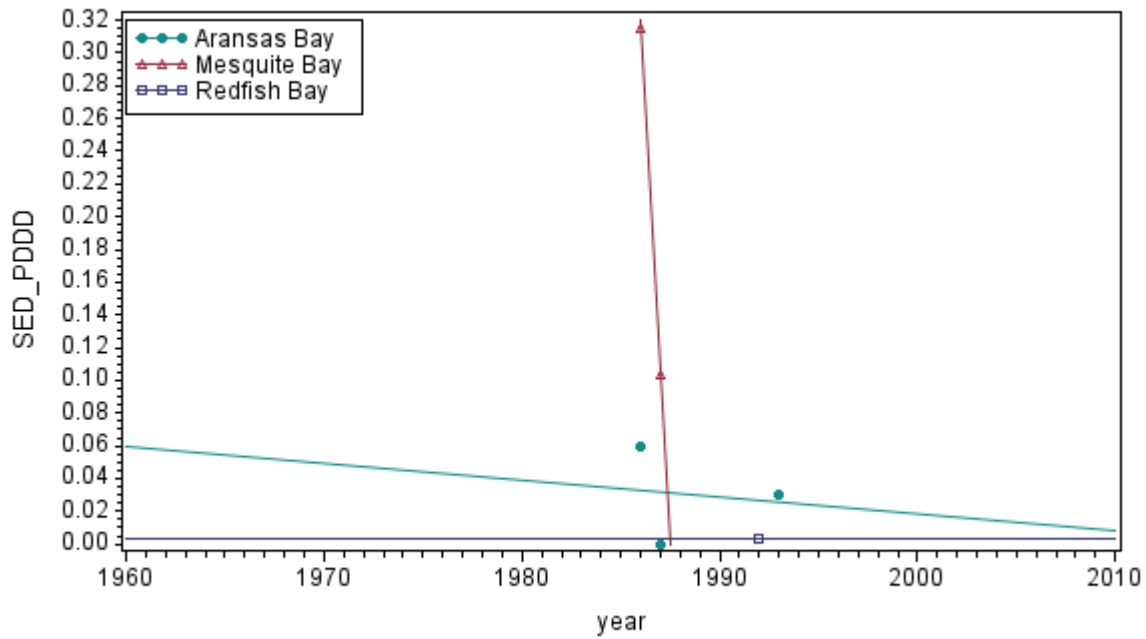
Regression Equation:
 SED_PAH(AU Name:Aransas Bay) = 62.46667 + 0*year
 SED_PAH(AU Name:Mesquite Bay) = 0 + 0*year
 SED_PAH(AU Name:Redfish Bay) = 115 + 0*year



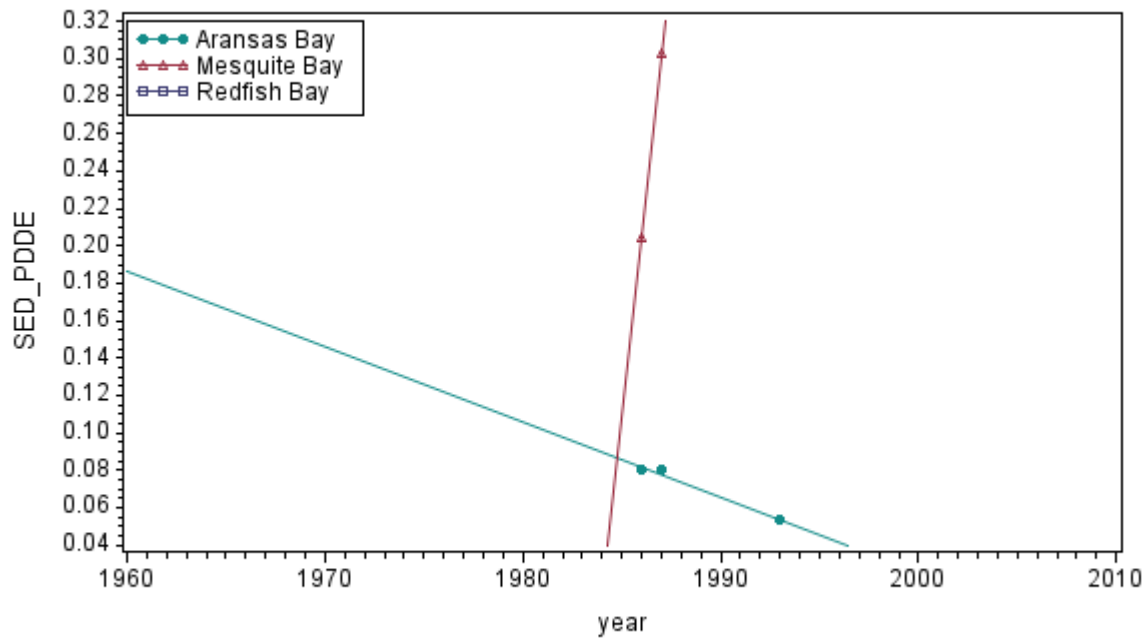
Regression Equation:
 SED_PARA(AU Name:Aransas Bay) = 0 + 0*year
 SED_PARA(AU Name:Mesquite Bay) = 0 + 0*year
 SED_PARA(AU Name:Redfish Bay) = 0 + 0*year



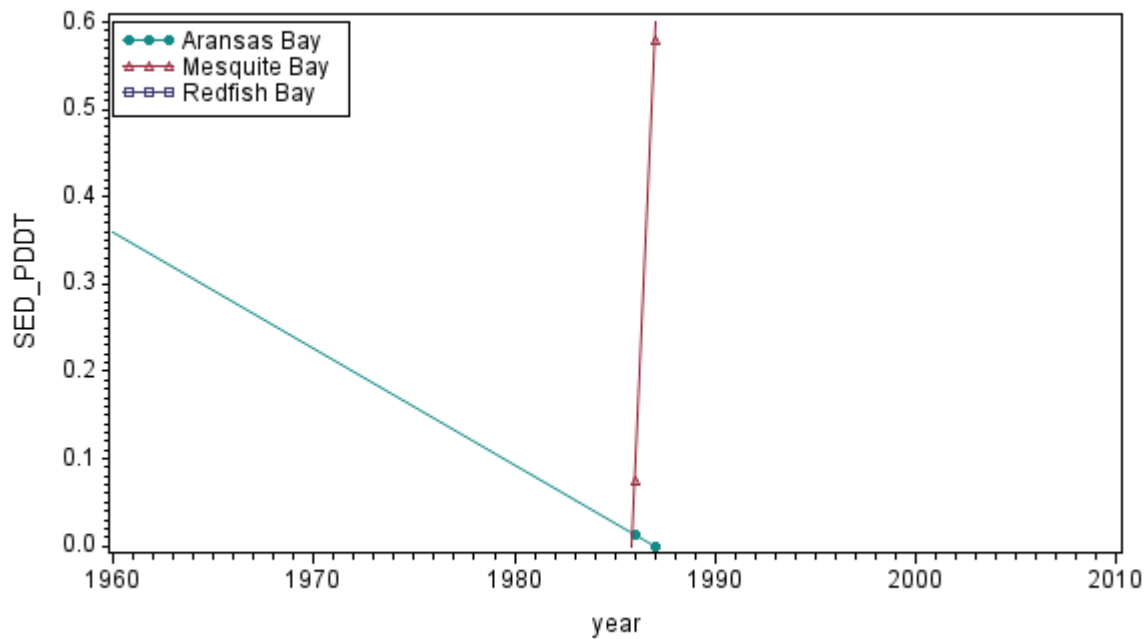
Regression Equation:
 SED_PCB(AU Name:Aransas Bay) = 621.6189 - 0.311289*year
 SED_PCB(AU Name:Mesquite Bay) = -816.6631 + 0.414101*year
 SED_PCB(AU Name:Redfish Bay) = 1211.599 - 0.608363*year



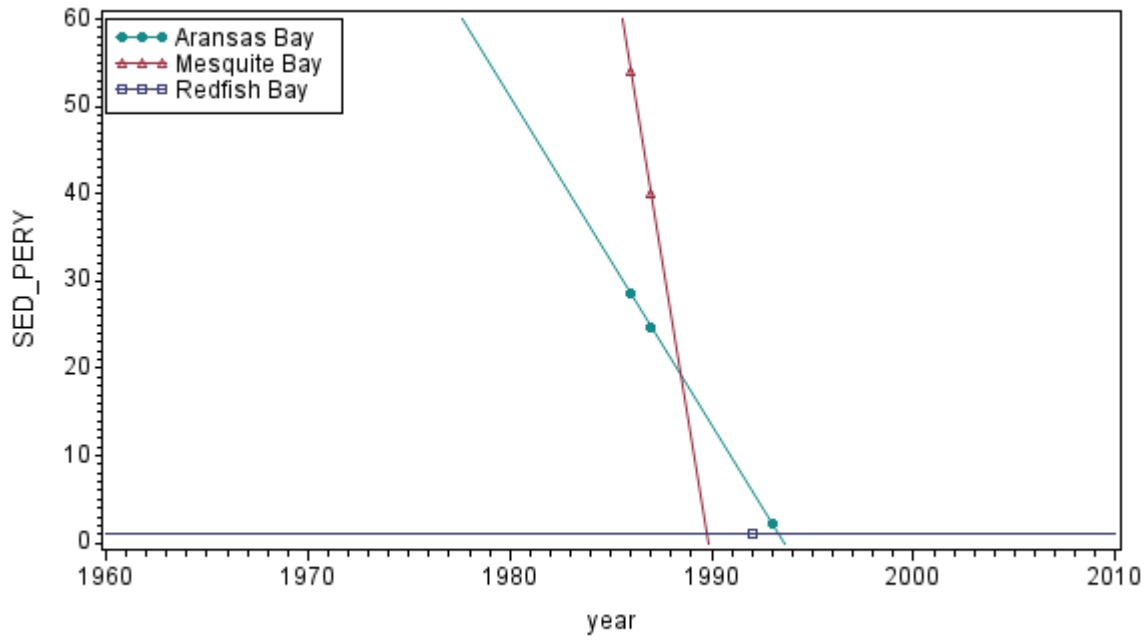
Regression Equation:
 SED_PDDD(AU Name:Aransas Bay) = 2.111163 - 0.001047*year
 SED_PDDD(AU Name:Mesquite Bay) = 420.685 - 0.211667*year
 SED_PDDD(AU Name:Redfish Bay) = 0.00354 + 0*year



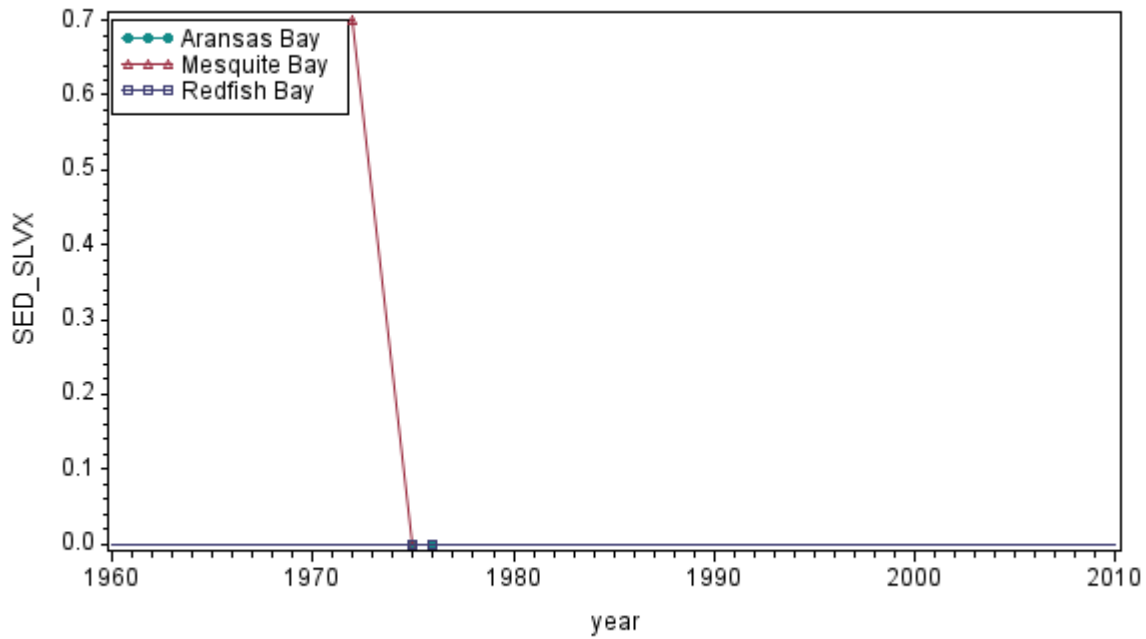
Regression Equation:
 SED_PDDE(AU Name:Aransas Bay) = 8.087442 - 0.004031*year
 SED_PDDE(AU Name:Mesquite Bay) = -195.085 + 0.098333*year
 SED_PDDE(AU Name:Redfish Bay) = 0 + 0*year



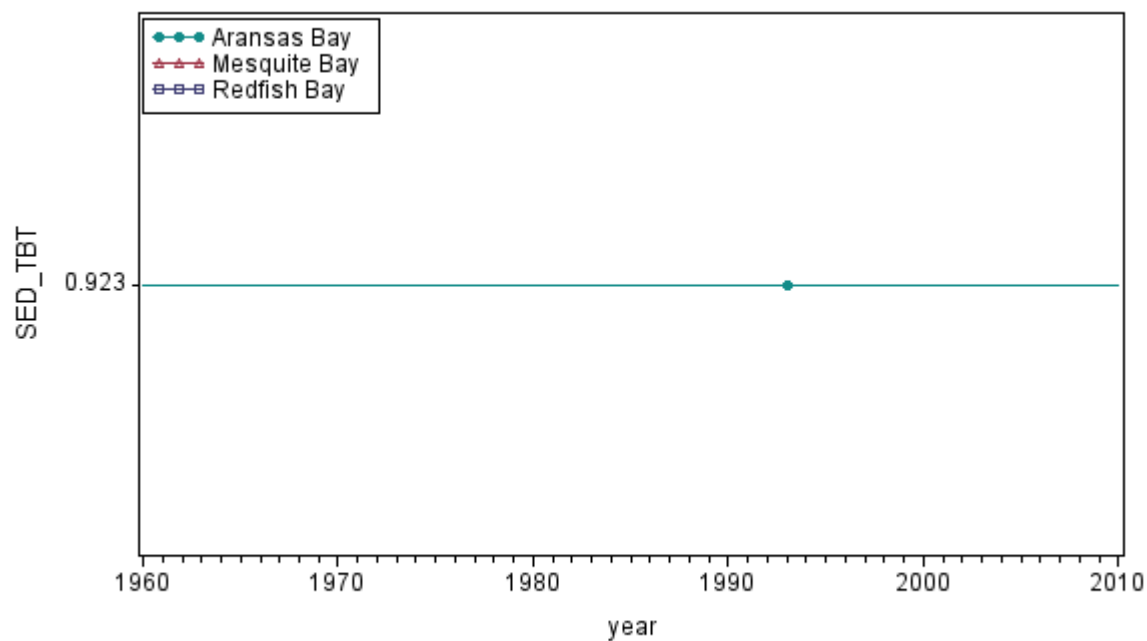
Regression Equation:
 SED_PDDT(AU Name:Aransas Bay) = 26.49333 - 0.013333*year
 SED_PDDT(AU Name:Mesquite Bay) = -1002.855 + 0.505*year
 SED_PDDT(AU Name:Redfish Bay) = 0 + 0*year



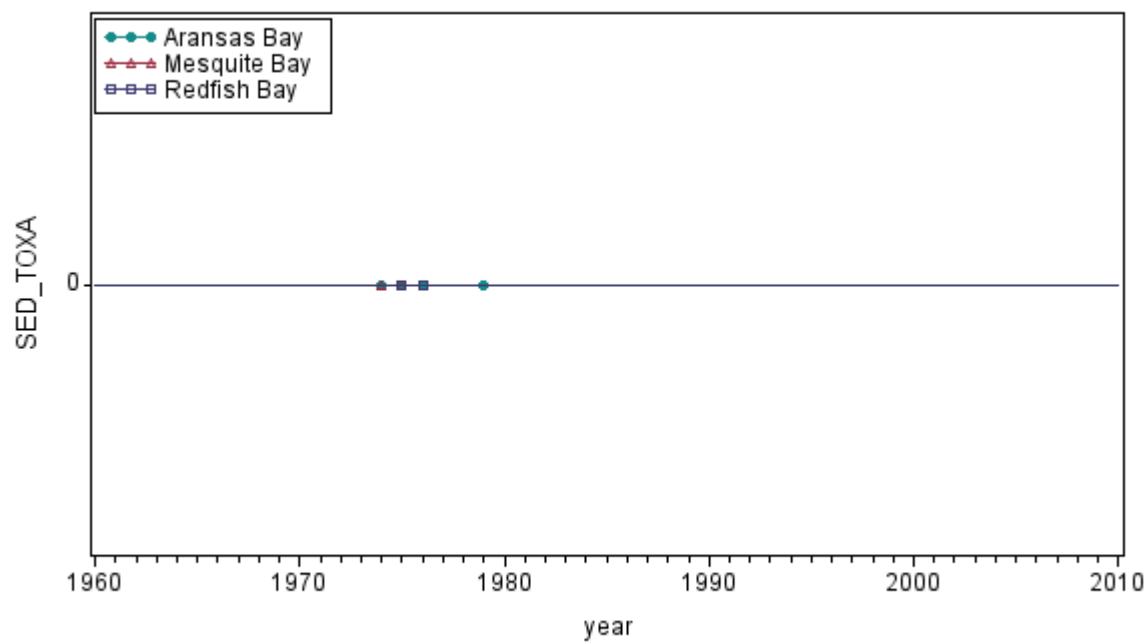
Regression Equation:
 SED_PERY(AU Name:Aransas Bay) = 7501.37 - 3.762791*year
 SED_PERY(AU Name:Mesquite Bay) = 27858 - 14*year
 SED_PERY(AU Name:Redfish Bay) = 1.05 + 0*year



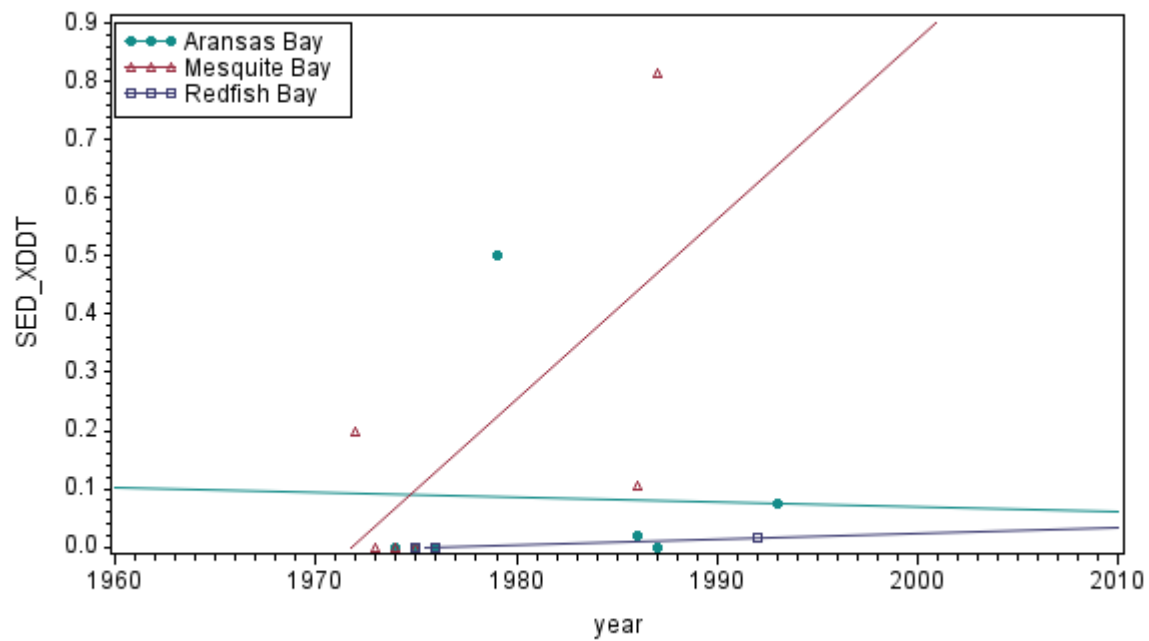
Regression Equation:
 SED_SLVX(AU Name:Aransas Bay) = 0 + 0*year
 SED_SLVX(AU Name:Mesquite Bay) = 460.8333 - 0.233333*year
 SED_SLVX(AU Name:Redfish Bay) = 0 + 0*year



Regression Equation:
 SED_TBT(AU Name:Aransas Bay) = 0.923333 + 0*year
 SED_TBT(AU Name:Mesquite Bay) = 0 + 0*year
 SED_TBT(AU Name:Redfish Bay) = 0 + 0*year

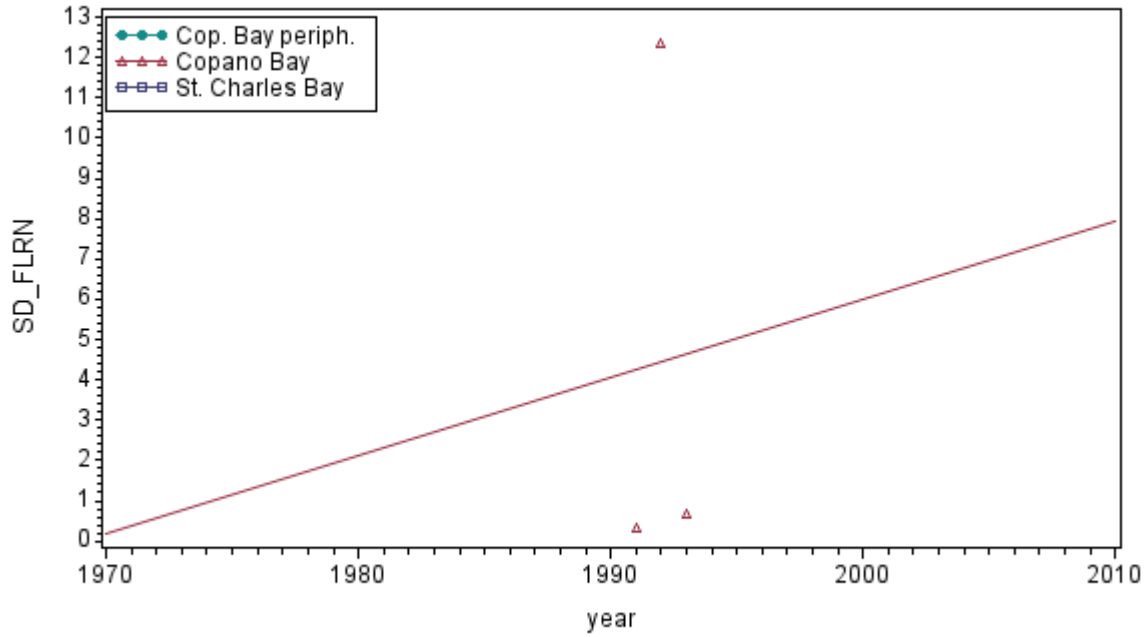


Regression Equation:
 SED_TOXA(AU Name:Aransas Bay) = 0 + 0*year
 SED_TOXA(AU Name:Mesquite Bay) = 0 + 0*year
 SED_TOXA(AU Name:Redfish Bay) = 0 + 0*year

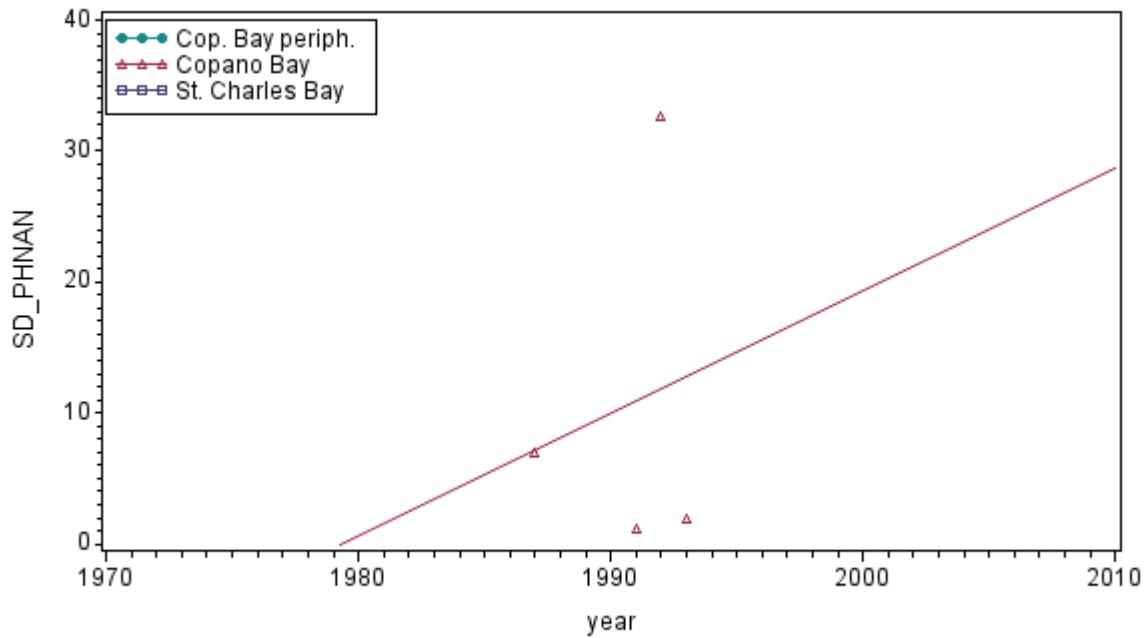


Regression Equation:
 SED_XDDT(AU Name:Aransas Bay) = 1.83317 - 0.000682*year
 SED_XDDT(AU Name:Mesquite Bay) = -61.04552 + 0.030959*year
 SED_XDDT(AU Name:Redfish Bay) = -1.922299 + 0.000973*year

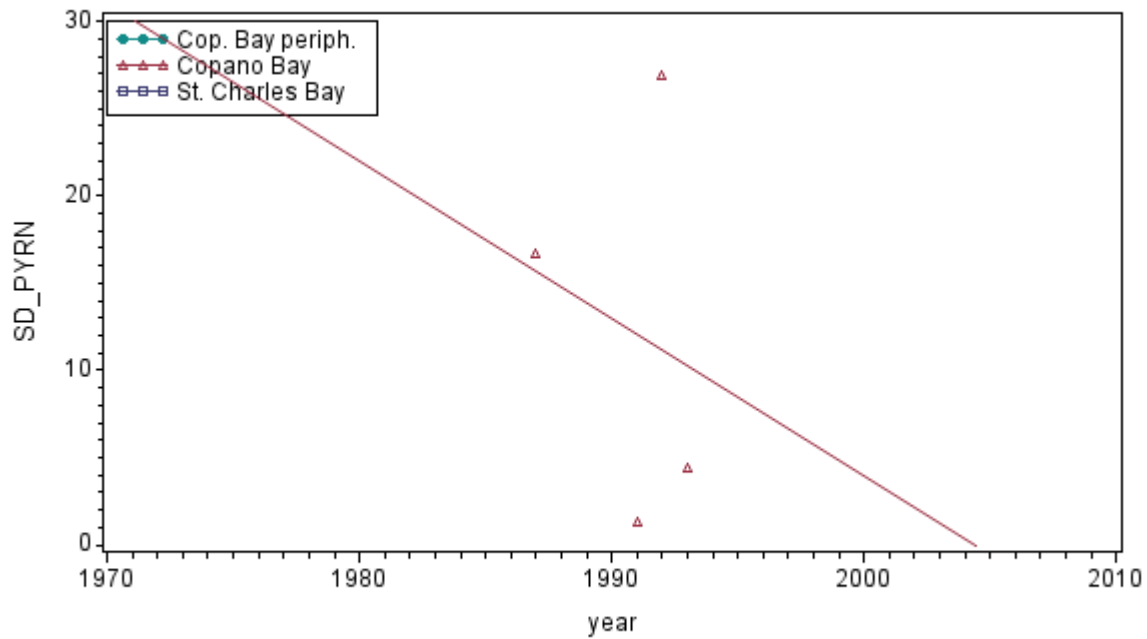
SQ6: Copano and St. Charles Bays



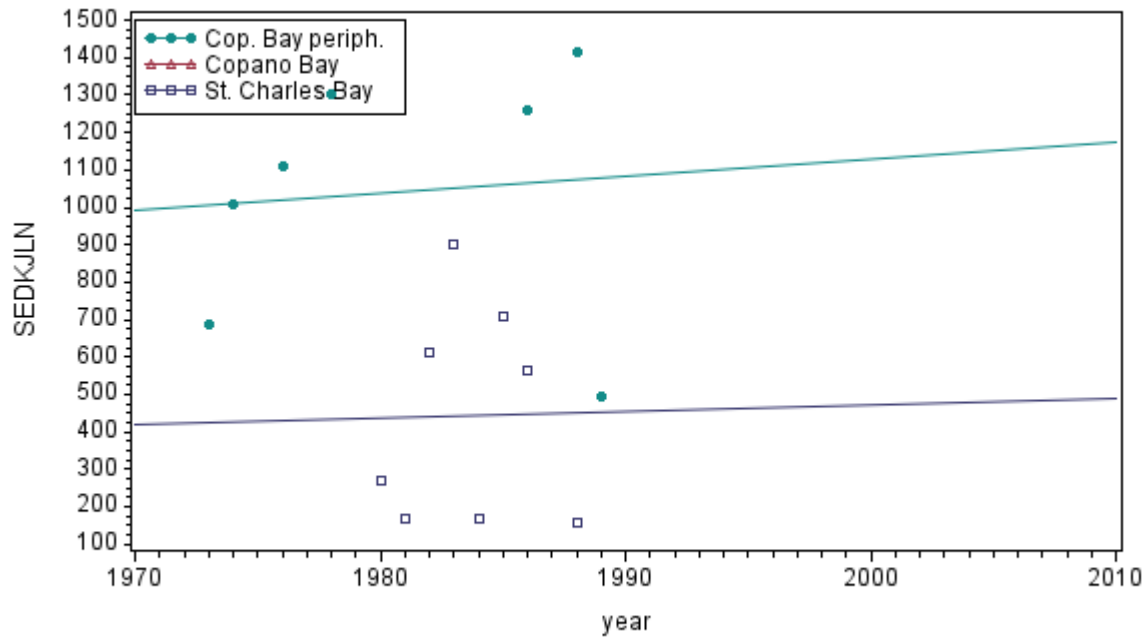
Regression Equation:
 SD_FLRN(AU_Name=Cop. Bay(periph.)) = 0+0*year
 SD_FLRN(AU_Name=Copano Bay) = -383.9917 + 0.195*year
 SD_FLRN(AU_Name=St. Charles Bay) = 0+0*year



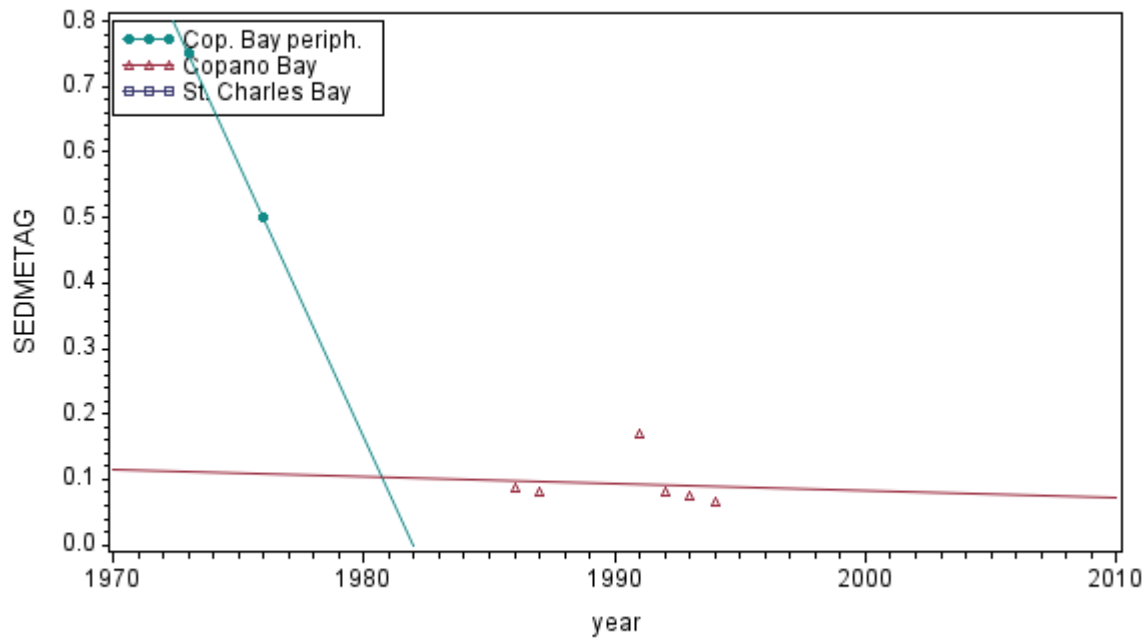
Regression Equation:
 SD_PHNAN(AU_Name=Cop. Bay(periph.)) = 0+0*year
 SD_PHNAN(AU_Name=Copano Bay) = -1847.158 + 0.933253*year
 SD_PHNAN(AU_Name=St. Charles Bay) = 0+0*year



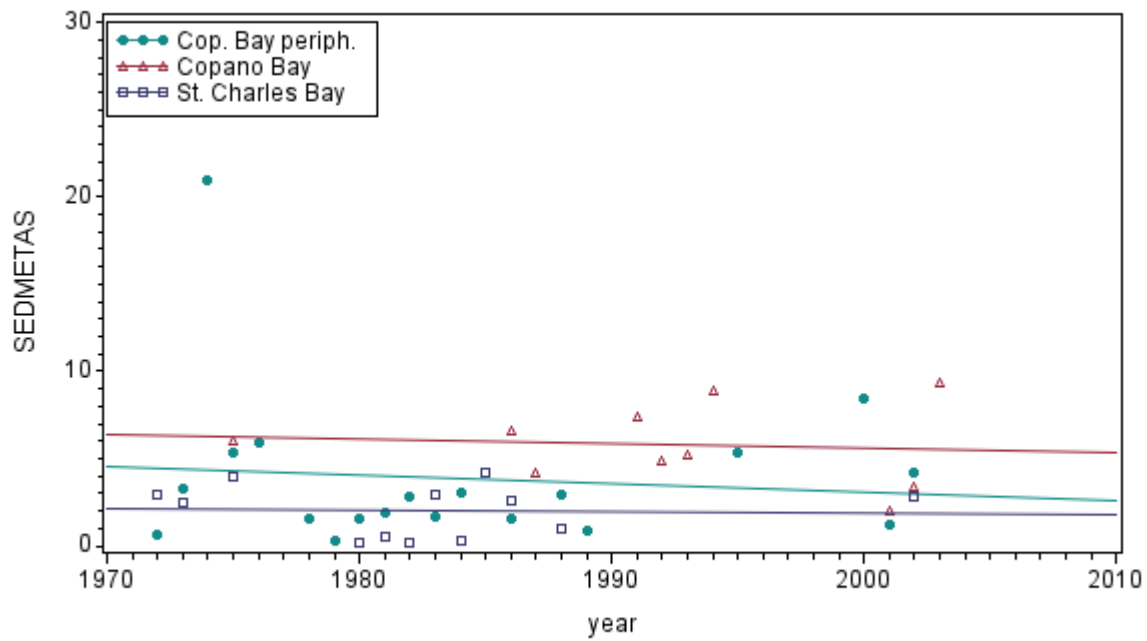
Regression Equation:
 $SD_PYRN(AU_Name:Cop_Bay\ periph.) = 0 + 0 \cdot year$
 $SD_PYRN(AU_Name:Copano\ Bay) = 1803.863 - 0.89994 \cdot year$
 $SD_PYRN(AU_Name:St\ Charles\ Bay) = 0 + 0 \cdot year$



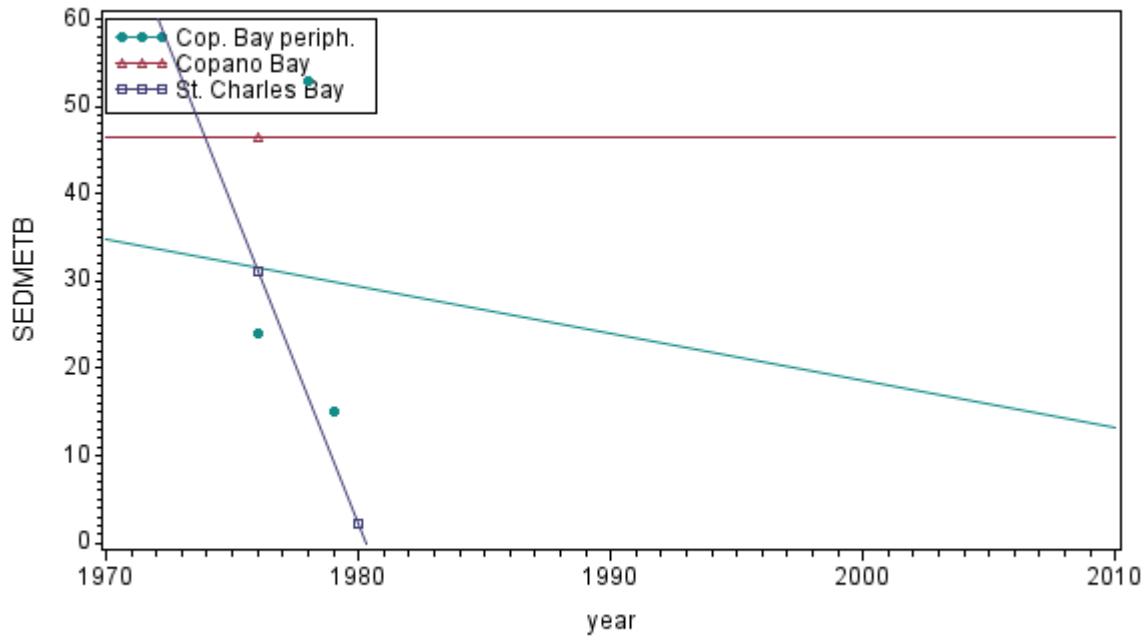
Regression Equation:
 $SEDKJLN(AU_Name:Cop_Bay\ periph.) = -7935.045 + 4.531219 \cdot year$
 $SEDKJLN(AU_Name:Copano\ Bay) = 0 + 0 \cdot year$
 $SEDKJLN(AU_Name:St\ Charles\ Bay) = -2787.719 + 1.629073 \cdot year$



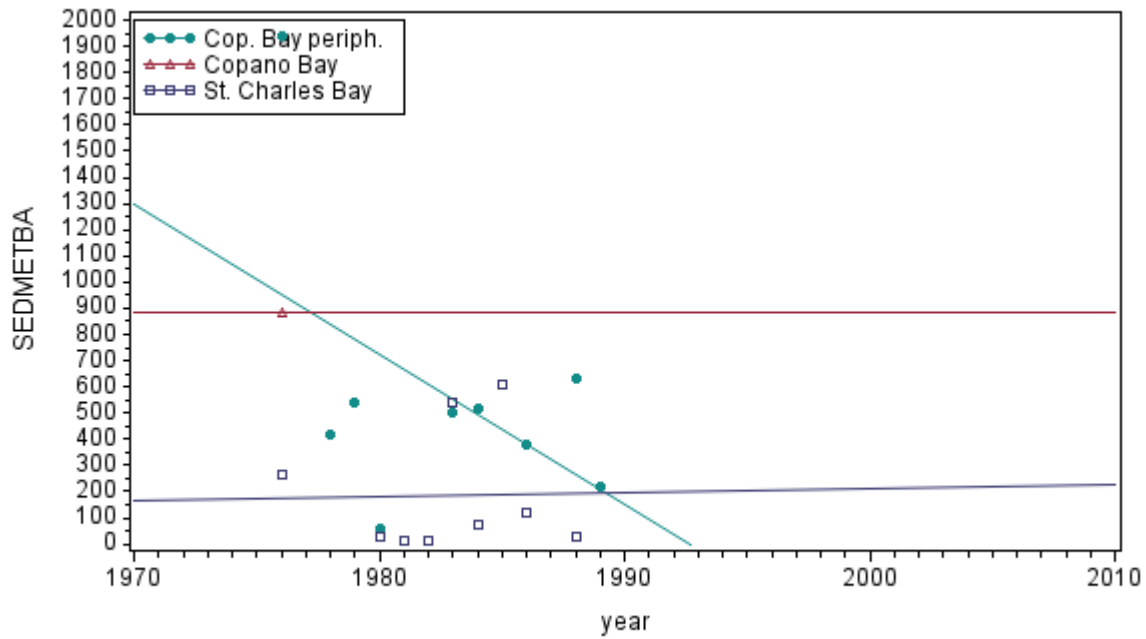
Regression Equation:
 SEDMETAG(AU_Name:Cop. Bay(periph.)) = 165.1667 - 0.083333*year
 SEDMETAG(AU_Name:Copano Bay) = 2.319302 - 0.001118*year
 SEDMETAG(AU_Name:St. Charles Bay) = 0 + 0*year



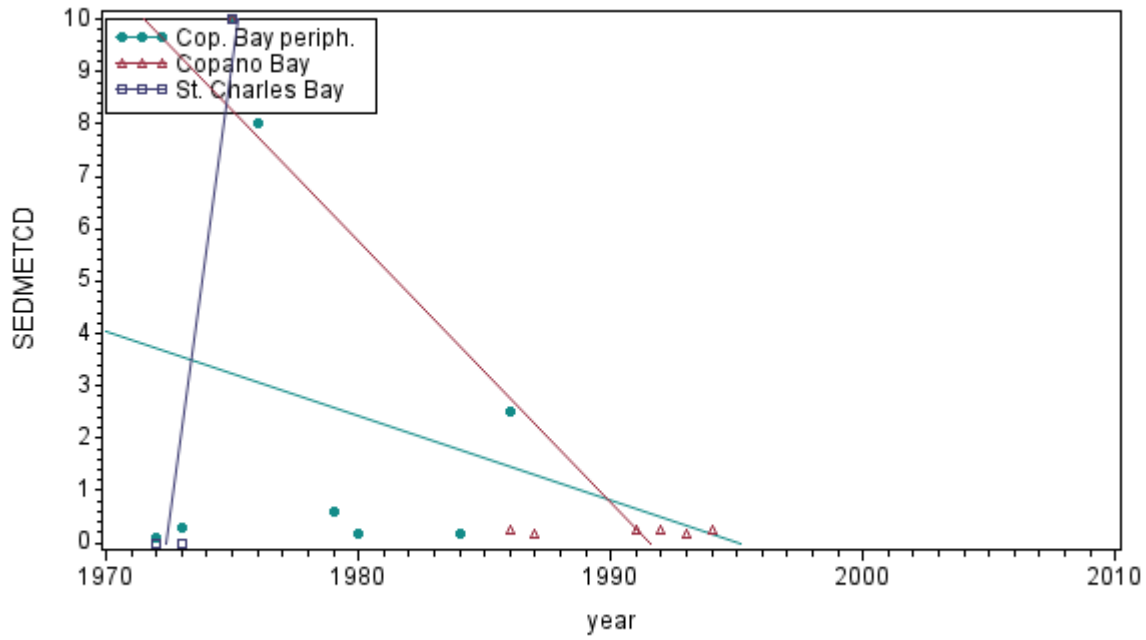
Regression Equation:
 SEDMETAS(AU_Name:Cop. Bay(periph.)) = 98.72536 - 0.047807*year
 SEDMETAS(AU_Name:Copano Bay) = 53.58291 - 0.02398*year
 SEDMETAS(AU_Name:St. Charles Bay) = 18.80068 - 0.008468*year



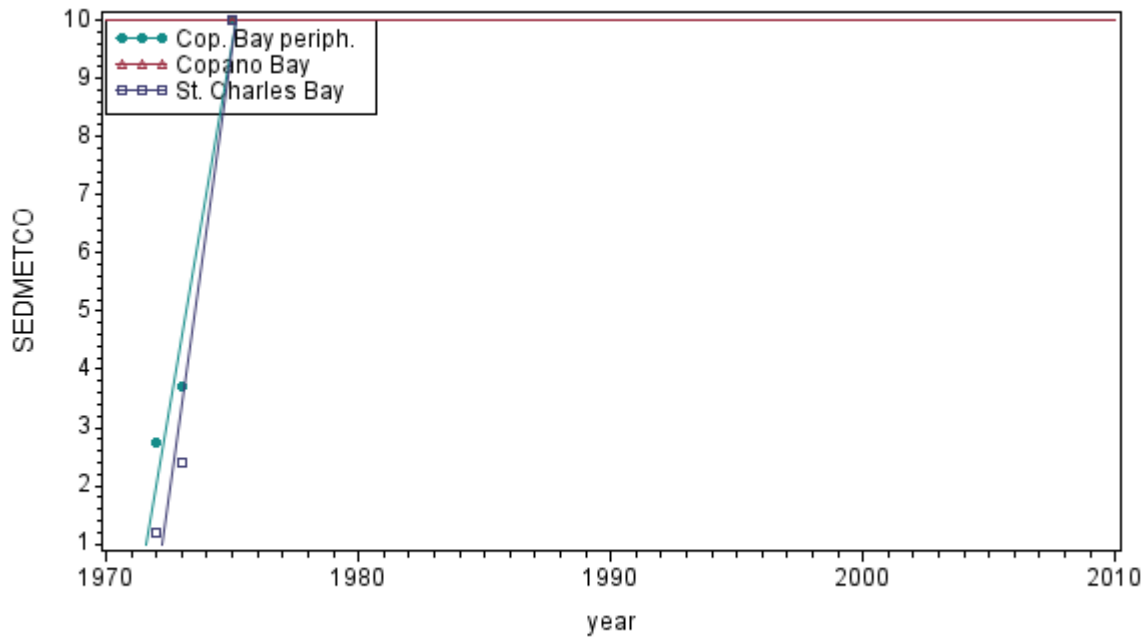
Regression Equation:
 SEDMETB(AU Name: Cop. Bay periph.) = 1101.942 - 0.541667*year
 SEDMETB(AU Name: Copano Bay) = 46.53846 + 0*year
 SEDMETB(AU Name: St. Charles Bay) = 14406.6 - 7.275*year



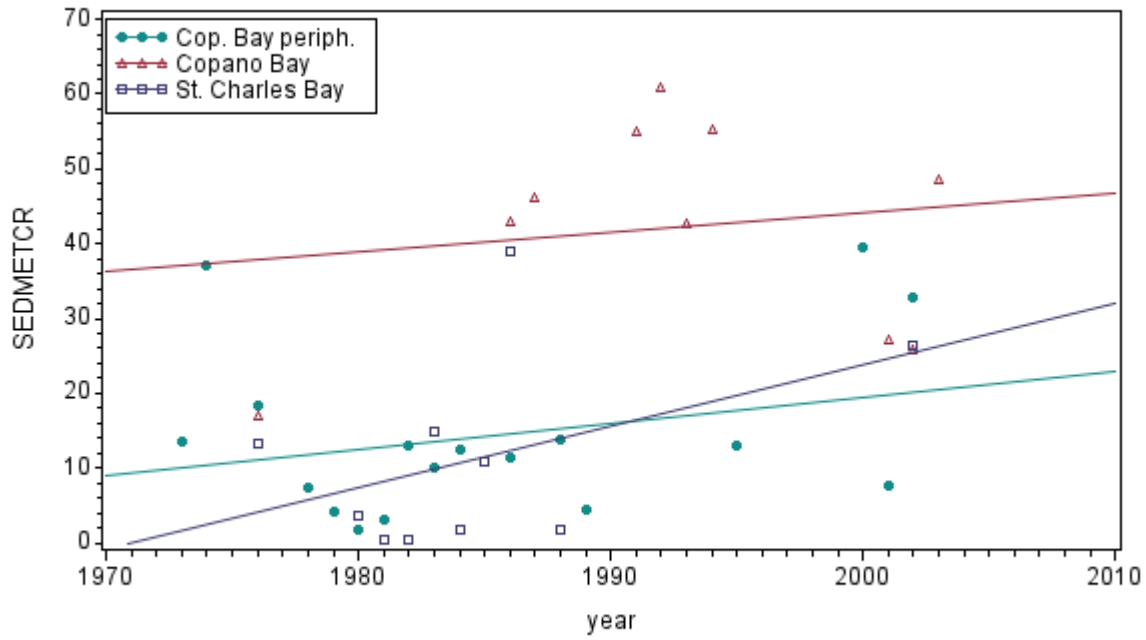
Regression Equation:
 SEDMETBA(AU Name: Cop. Bay periph.) = 113614.7 - 57.01558*year
 SEDMETBA(AU Name: Copano Bay) = 881.4286 + 0*year
 SEDMETBA(AU Name: St. Charles Bay) = -2917.327 + 1.565645*year



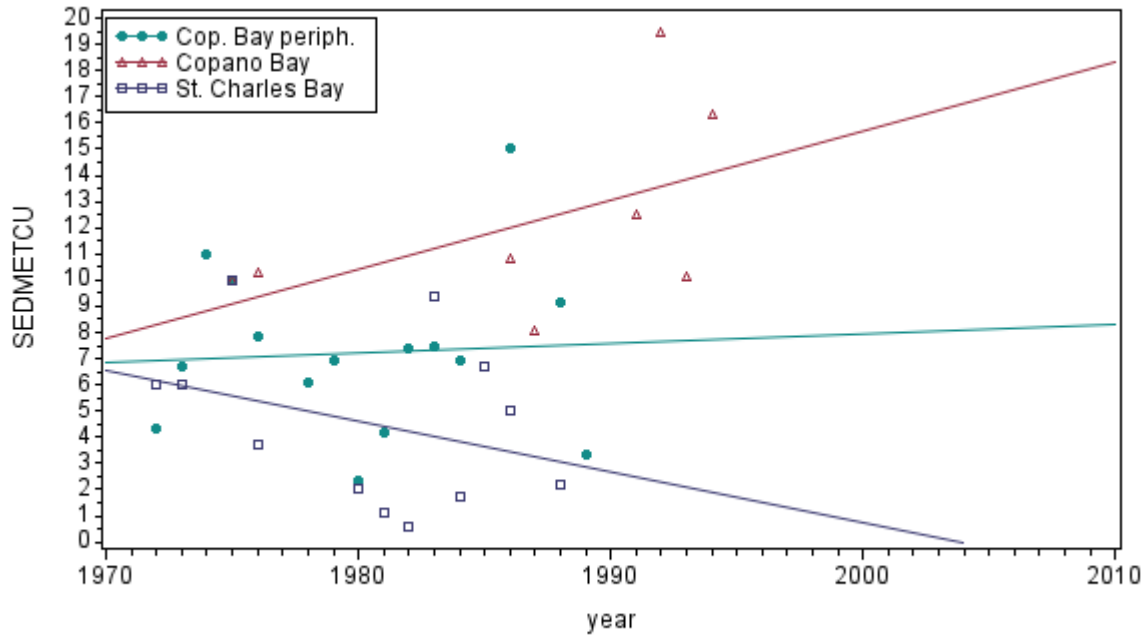
Regression Equation:
 SEDMETCD(AU_Name:Cop. Bay periph.) = 319.7201 - 0.160248*year
 SEDMETCD(AU_Name:Copano Bay) = 995.9722 - 0.500103*year
 SEDMETCD(AU_Name:St. Charles Bay) = -7044.286 + 3.571429*year



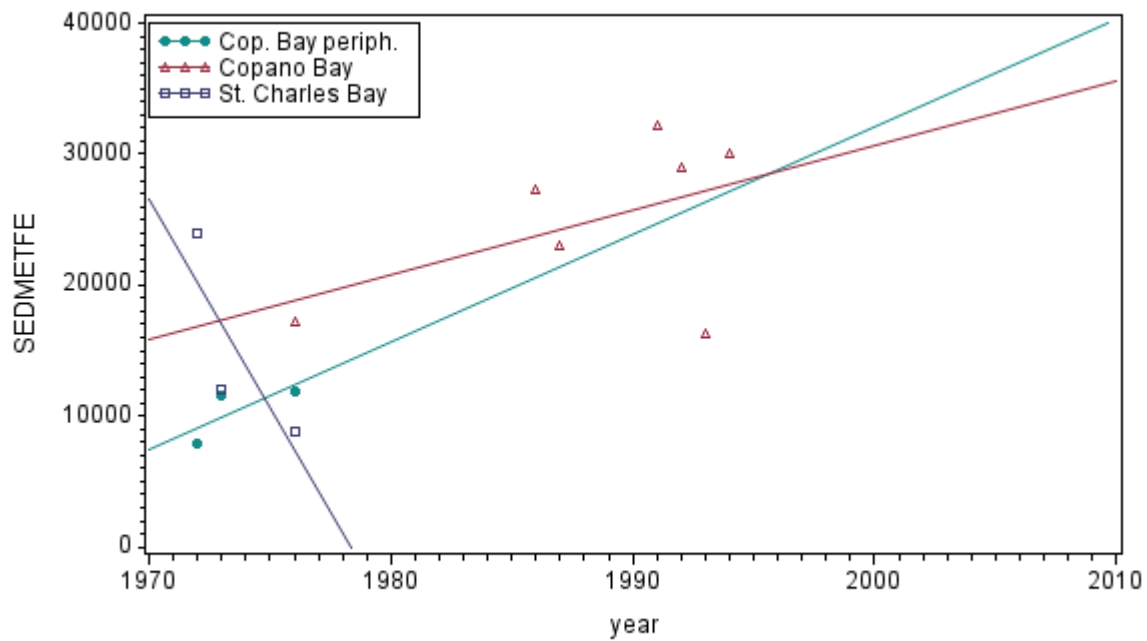
Regression Equation:
 SEDMETCO(AU_Name:Cop. Bay periph.) = -4970.136 + 2.521429*year
 SEDMETCO(AU_Name:Copano Bay) = 10 + 0*year
 SEDMETCO(AU_Name:St. Charles Bay) = -6028.229 + 3.057143*year



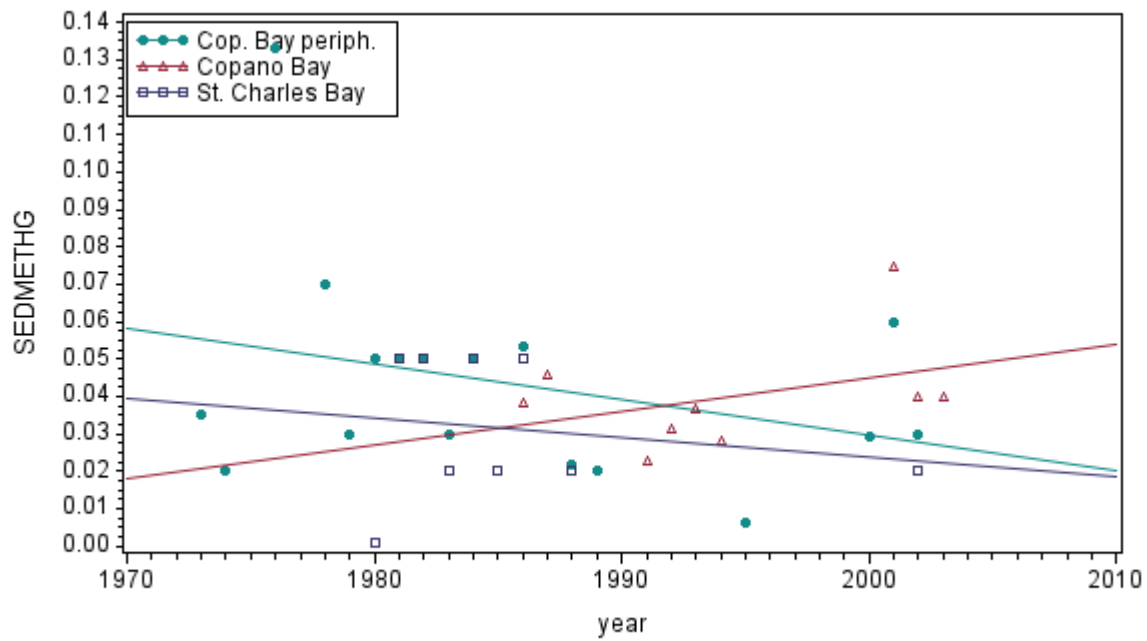
Regression Equation:
 SEDMETCR(AU~Name.Cop. Bay(periph.)) = -686.1431 + 0.352829*year
 SEDMETCR(AU~Name.Copano Bay) = -488.4718 + 0.266332*year
 SEDMETCR(AU~Name.St. Charles Bay) = -1614.389 + 0.819112*year



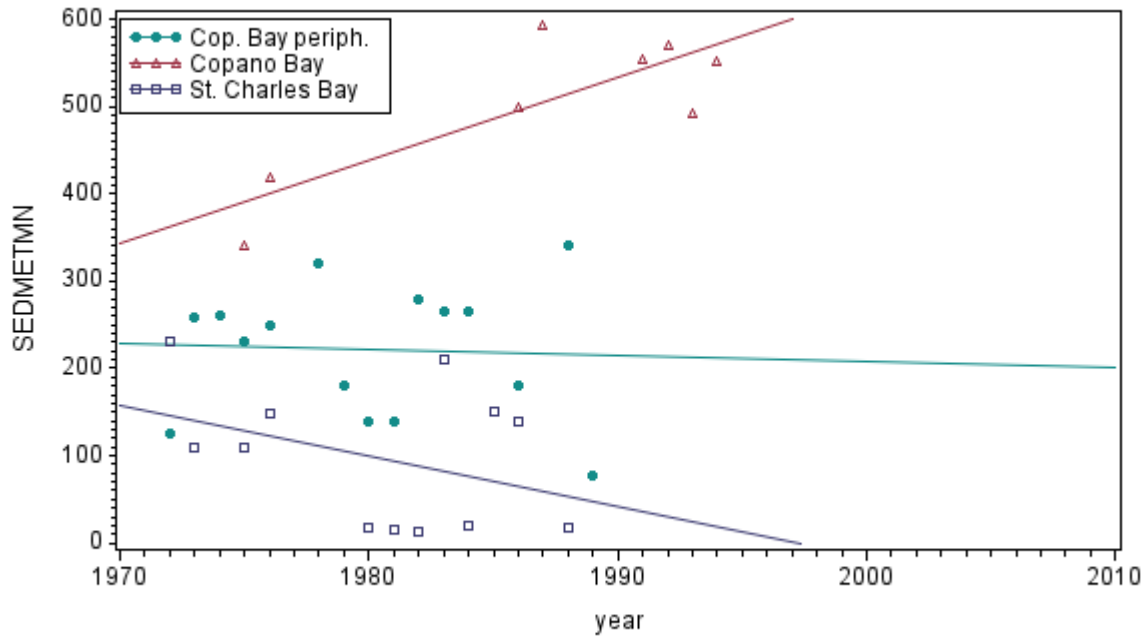
Regression Equation:
 SEDMETCU(AU~Name.Cop. Bay(periph.)) = -63.37168 + 0.035663*year
 SEDMETCU(AU~Name.Copano Bay) = -513.3353 + 0.264526*year
 SEDMETCU(AU~Name.St. Charles Bay) = -385.6681 - 0.192452*year



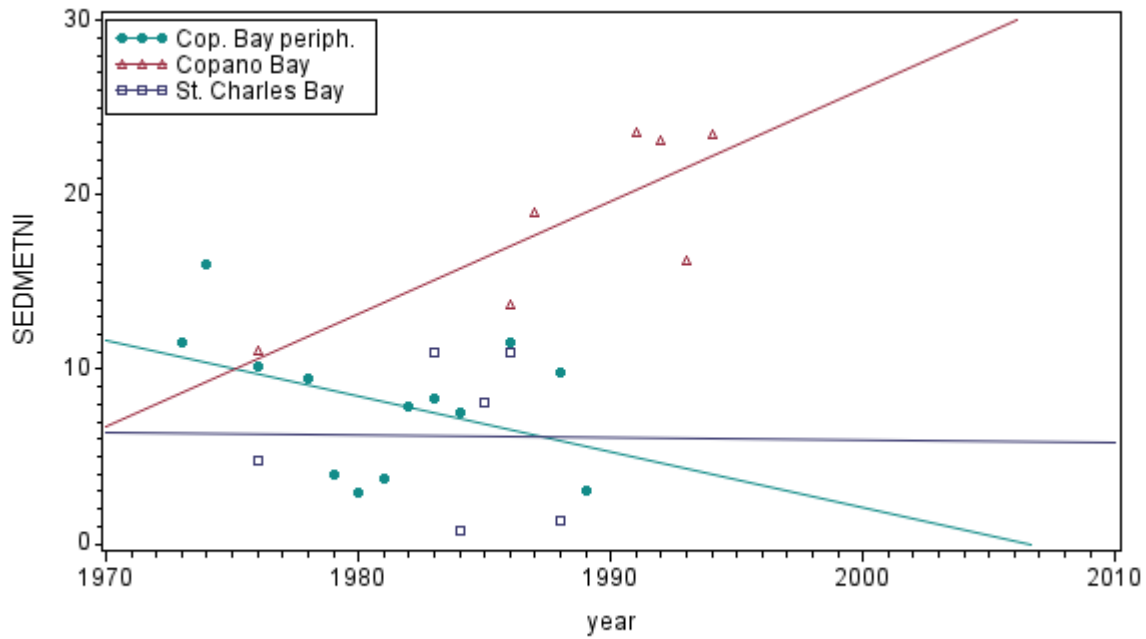
Regression Equations:
 SEDMETFE(AU_Name:Cop. Bay(periph.)) = -1611150 + 821.6084*year
 SEDMETFE(AU_Name:Copano Bay) = -356630.7 + 493.6749*year
 SEDMETFE(AU_Name:St. Charles Bay) = 6291180 - 3180*year



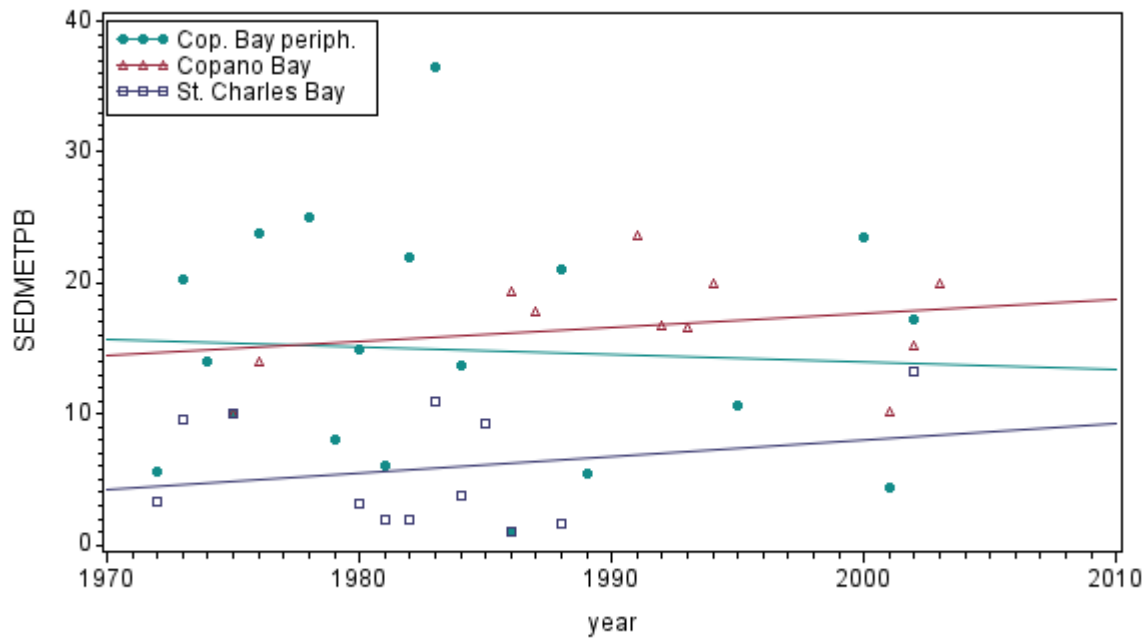
Regression Equations:
 SEDMETHG(AU_Name:Cop. Bay(periph.)) = 1.937427 - 0.000954*year
 SEDMETHG(AU_Name:Copano Bay) = -1.753298 + 0.000899*year
 SEDMETHG(AU_Name:St. Charles Bay) = 1.06566 - 0.000521*year



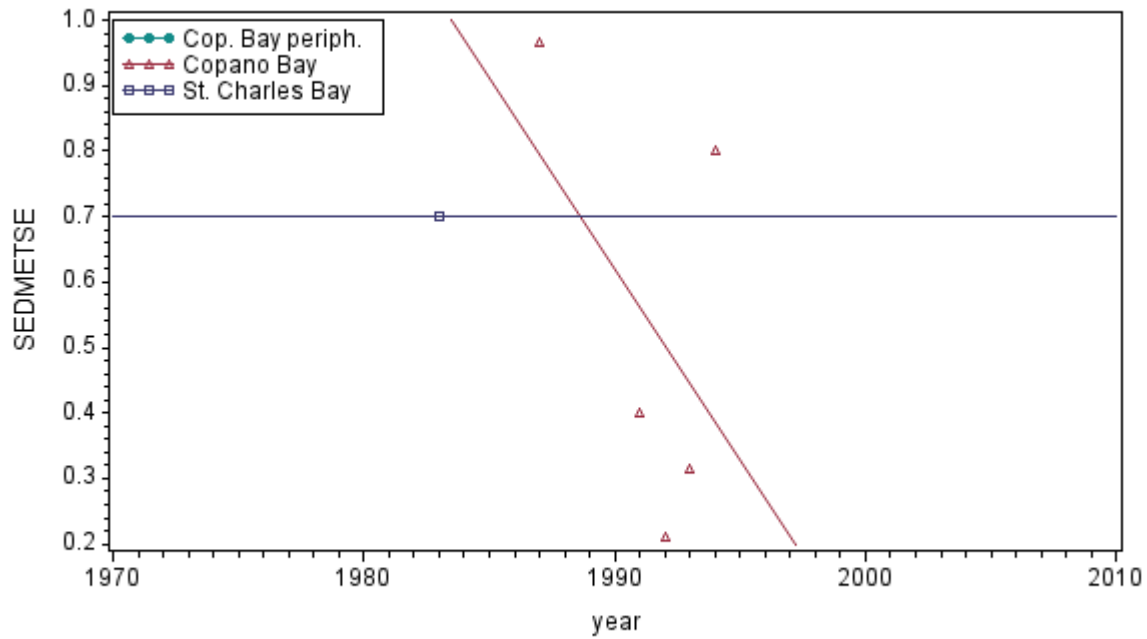
Regression Equation:
 SEDMETMN(AU_Name:Cop. Bay periph.) = 1571.936 - 0.682471*year
 SEDMETMN(AU_Name:Copano Bay) = -18306.52 + 9.467266*year
 SEDMETMN(AU_Name:St. Charles Bay) = 11554.17 - 5.784686*year



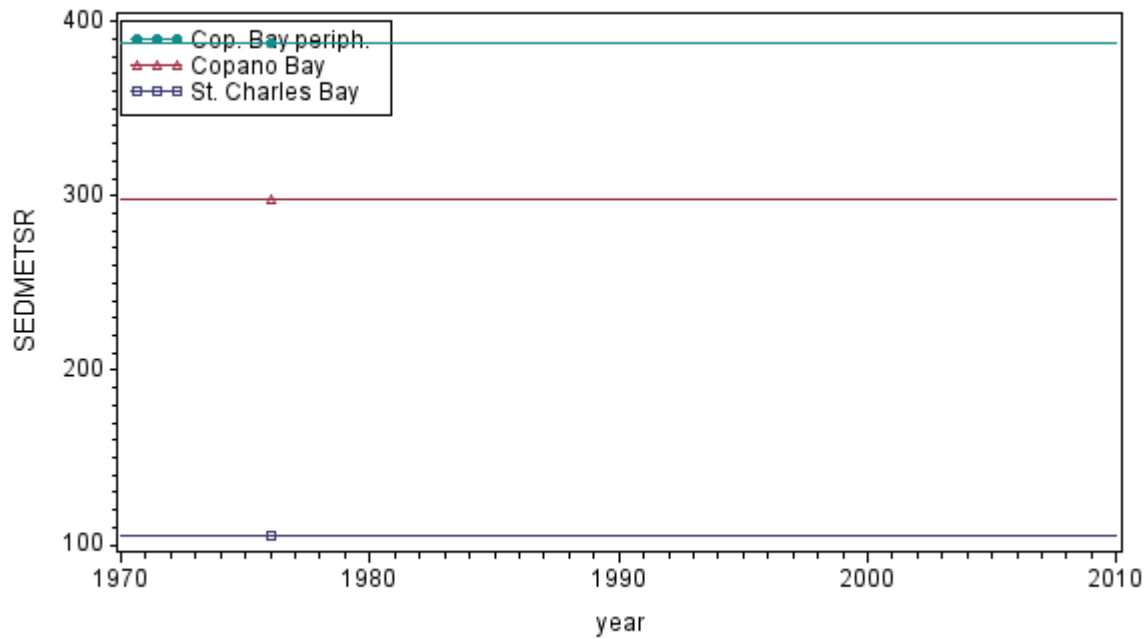
Regression Equation:
 SEDMETNI(AU_Name:Cop. Bay periph.) = 638.5237 - 0.31821*year
 SEDMETNI(AU_Name:Copano Bay) = -1262.088 + 0.644074*year
 SEDMETNI(AU_Name:St. Charles Bay) = 33.11547 - 0.013594*year



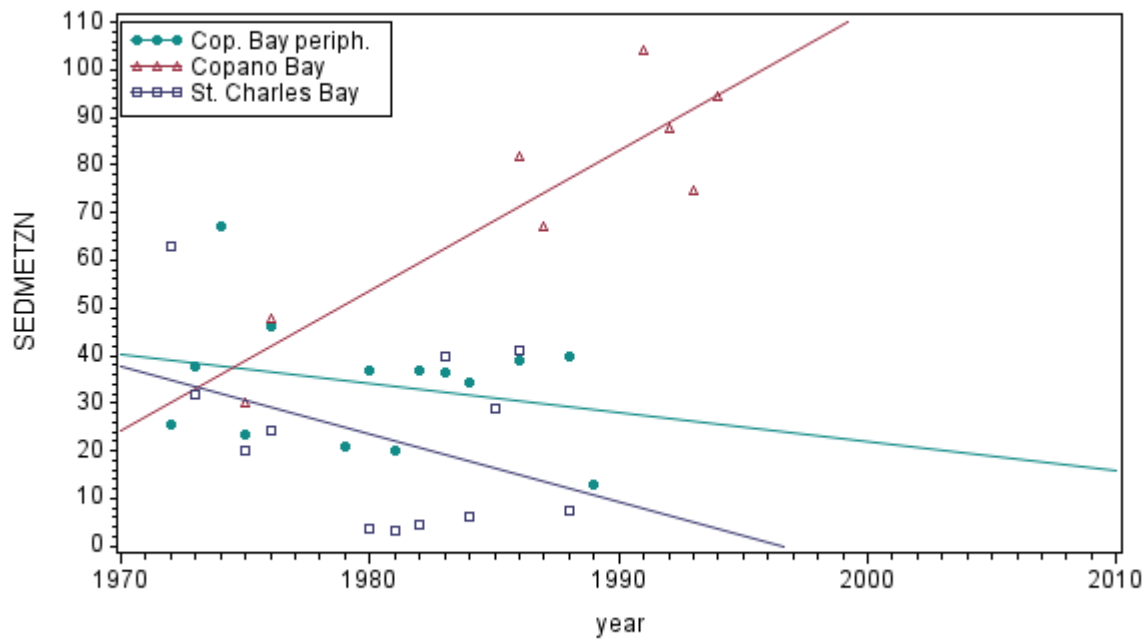
Regression Equations:
 SEDMETPB(AU_Name:Cop. Bay(periph.)) = 133.5887 - 0.059819*year
 SEDMETPB(AU_Name:Copano Bay) = -196.5756 + 0.108135*year
 SEDMETPB(AU_Name:St. Charles Bay) = -239.14 + 0.123564*year



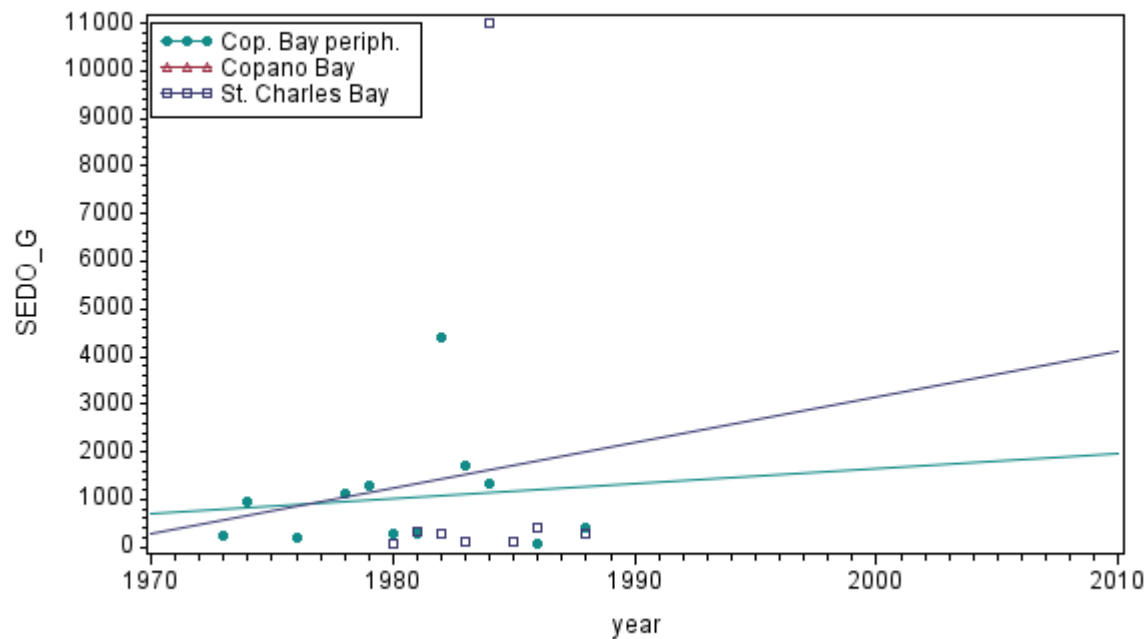
Regression Equations:
 SEDMETSE(AU_Name:Cop. Bay(periph.)) = 0 + 0*year
 SEDMETSE(AU_Name:Copano Bay) = 116.7033 - 0.058333*year
 SEDMETSE(AU_Name:St. Charles Bay) = 0.7 + 0*year



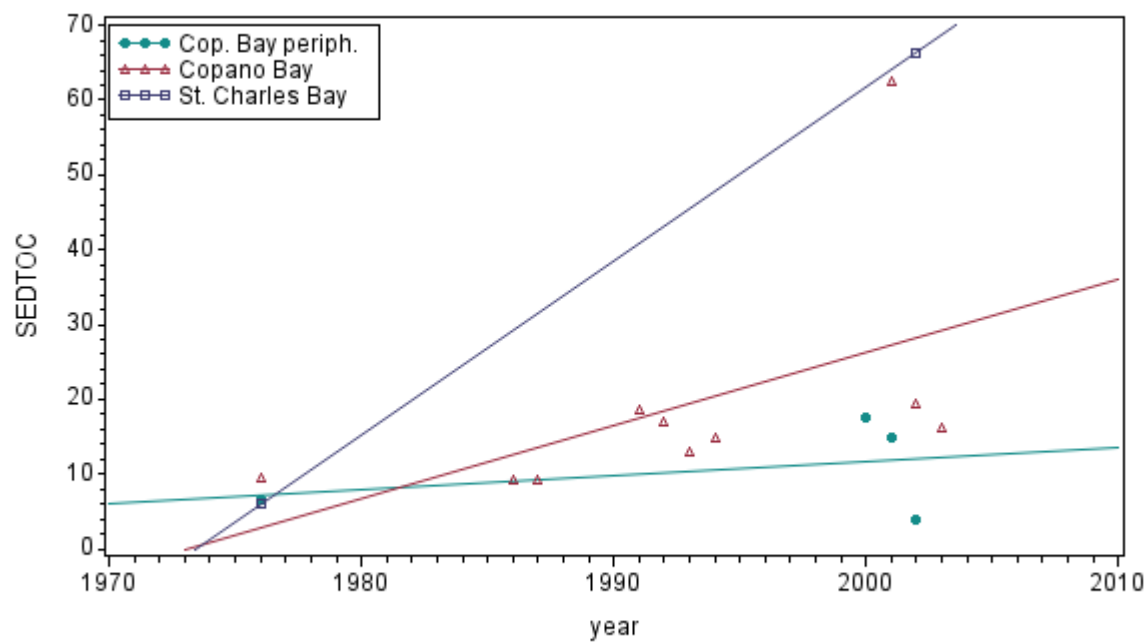
Regression Equation:
 SEDMETSr(AU Name:Cop. Bay(periph.)) = 387.4182 + 0*year
 SEDMETSr(AU Name:Copano Bay) = 298.1429 + 0*year
 SEDMETSr(AU Name:St. Charles Bay) = 104.8 + 0*year



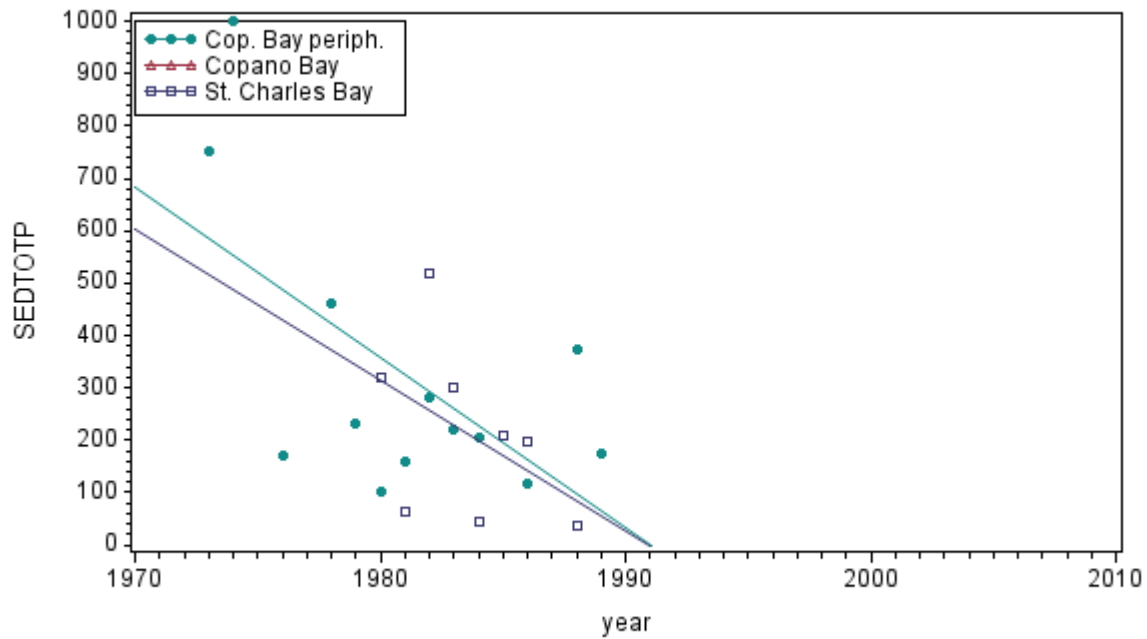
Regression Equation:
 SEDMETZn(AU Name:Cop. Bay(periph.)) = 1250.488 - 0.614298*year
 SEDMETZn(AU Name:Copano Bay) = -5751.703 + 2.932014*year
 SEDMETZn(AU Name:St. Charles Bay) = 2814.806 - 1.409788*year



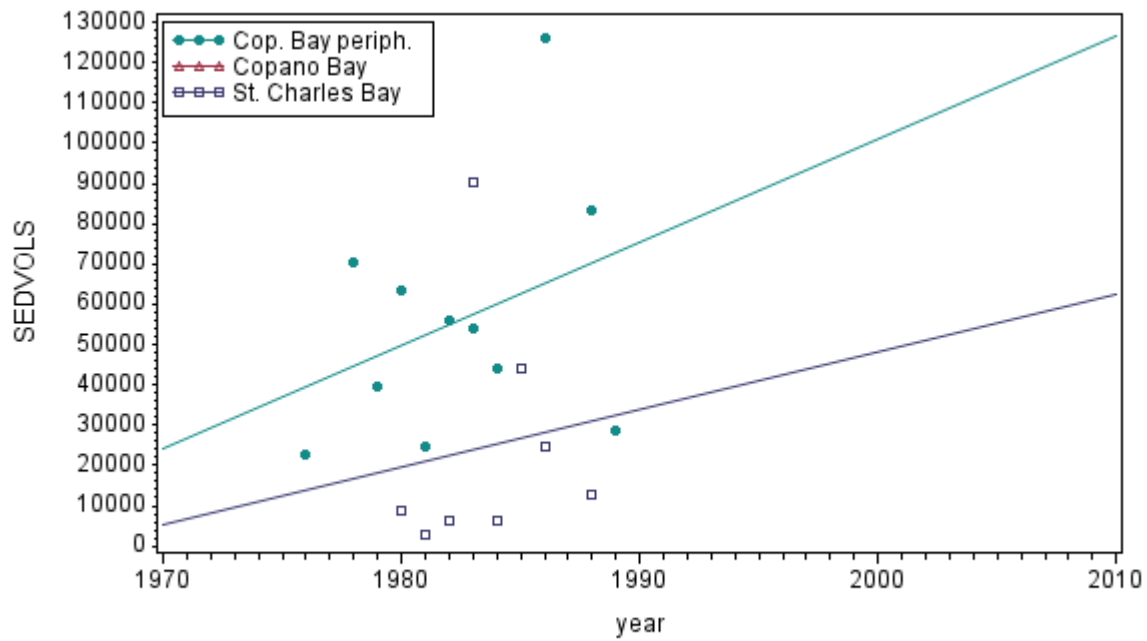
Regression Equations:
 SEDO_G(AU_Name:Cop. Bay(periph.)) = -61232.16 + 31.43409*year
 SEDO_G(AU_Name:Copano Bay) = 0 + 0*year
 SEDO_G(AU_Name:St. Charles Bay) = -185202.9 + 95.67168*year



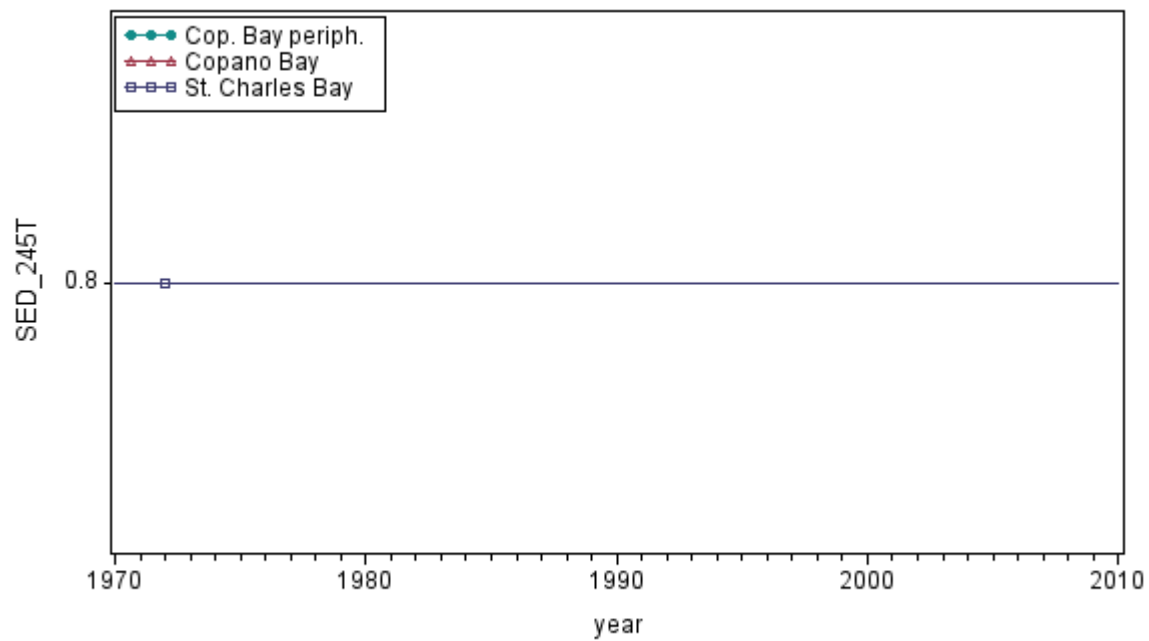
Regression Equations:
 SEDTOC(AU_Name:Cop. Bay(periph.)) = -364.1851 + 0.187945*year
 SEDTOC(AU_Name:Copano Bay) = -1923.566 + 0.974941*year
 SEDTOC(AU_Name:St. Charles Bay) = -4580.6 + 2.321154*year



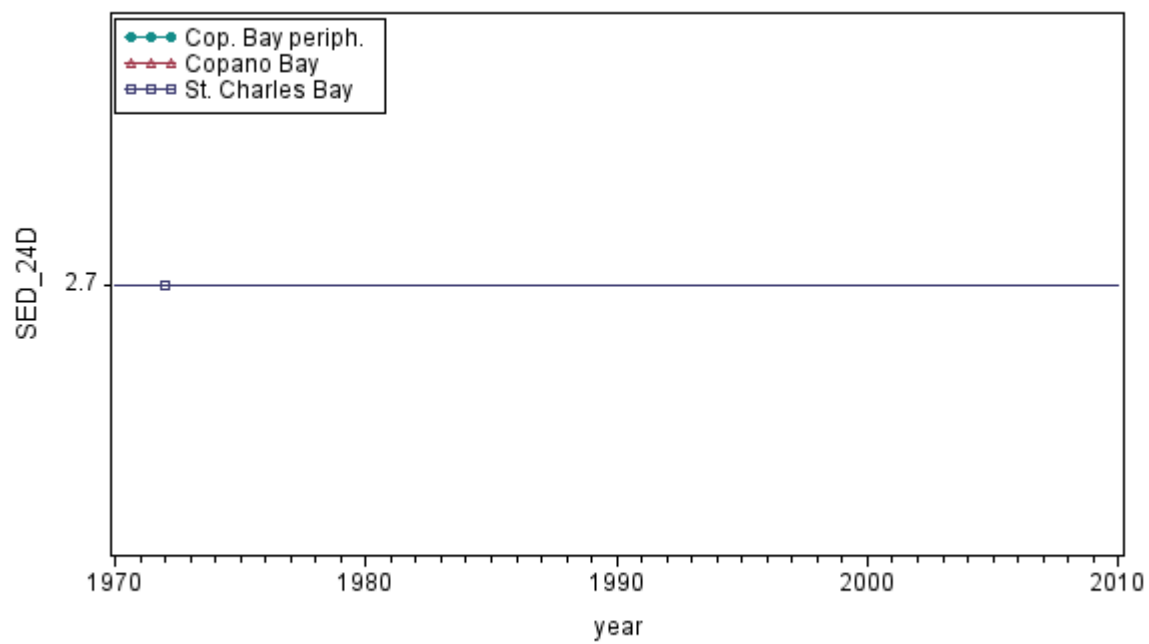
Regression Equation:
 SEDTOTP(AU-Name:Cop. Bay(periph.)) = 64536.46 - 32.41283*year
 SEDTOTP(AU-Name:Copano Bay) = 0 + 0*year
 SEDTOTP(AU-Name:St. Charles Bay) = 57015.51 - 28.63659*year



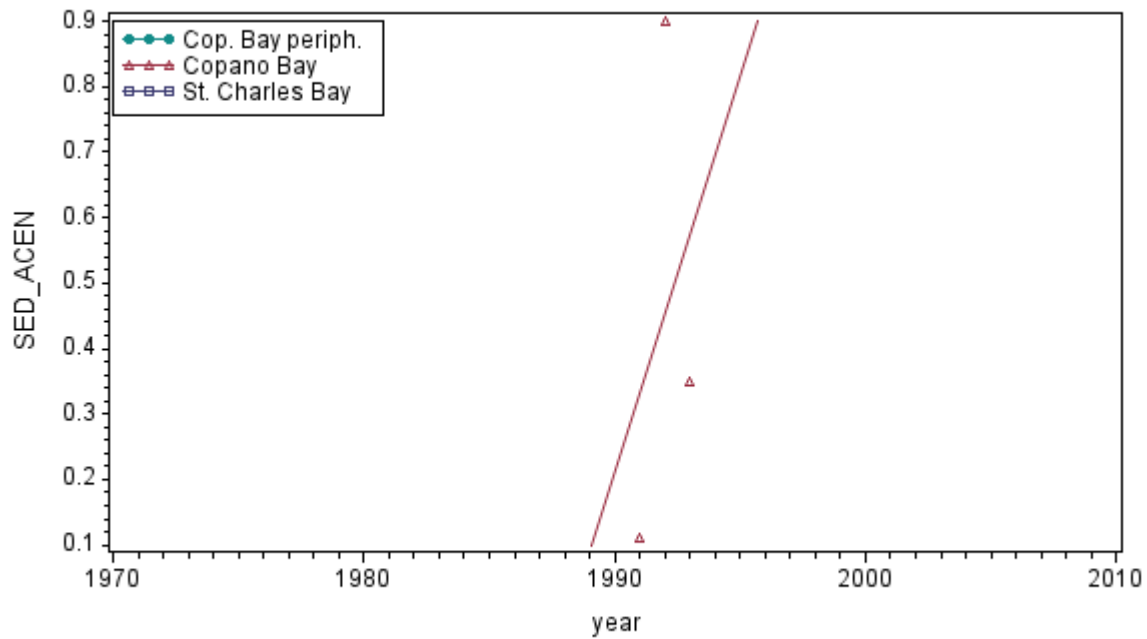
Regression Equation:
 SEDVOLS(AU-Name:Cop. Bay(periph.)) = -5023275 + 2562.063*year
 SEDVOLS(AU-Name:Copano Bay) = 0 + 0*year
 SEDVOLS(AU-Name:St. Charles Bay) = -2811356 + 1429.649*year



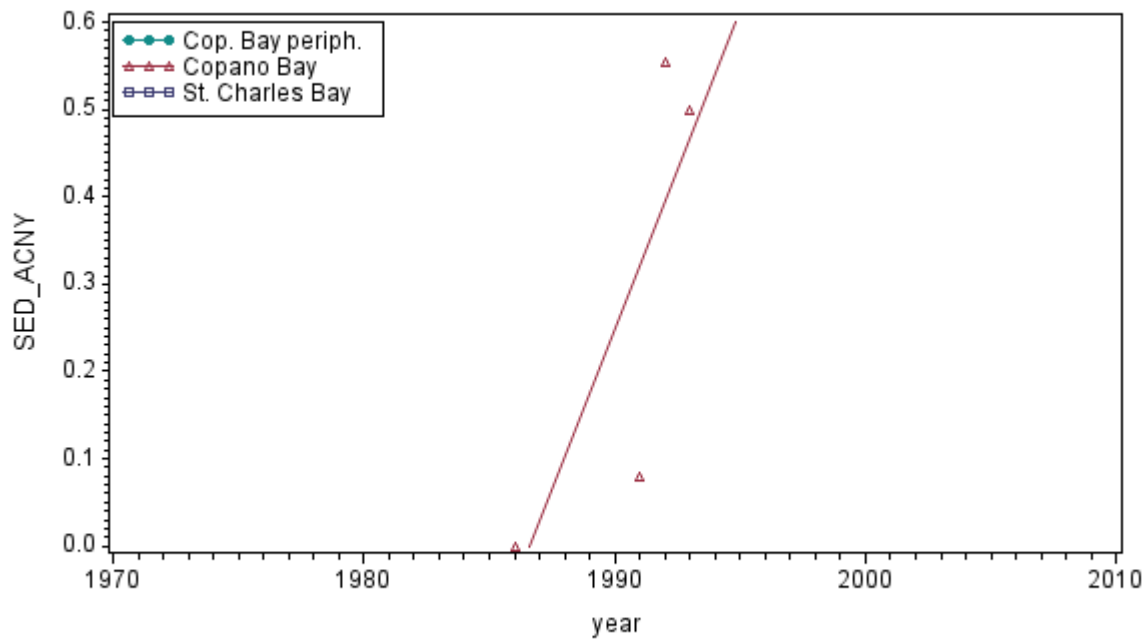
Regression Equation:
 $SED_{245T}(AU_Name:Cop_Bay(periph)) = 0 + 0 \cdot year$
 $SED_{245T}(AU_Name:Copano\ Bay) = 0 + 0 \cdot year$
 $SED_{245T}(AU_Name:St\ Charles\ Bay) = 0.8 + 0 \cdot year$



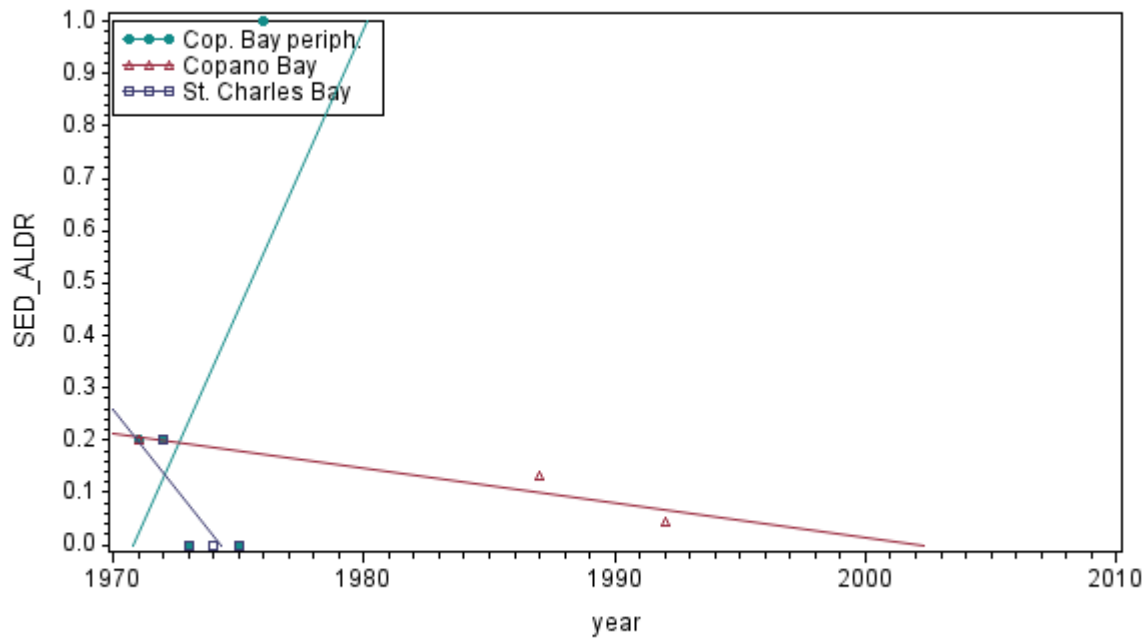
Regression Equation:
 $SED_{24D}(AU_Name:Cop_Bay(periph)) = 0 + 0 \cdot year$
 $SED_{24D}(AU_Name:Copano\ Bay) = 0 + 0 \cdot year$
 $SED_{24D}(AU_Name:St\ Charles\ Bay) = 2.7 + 0 \cdot year$



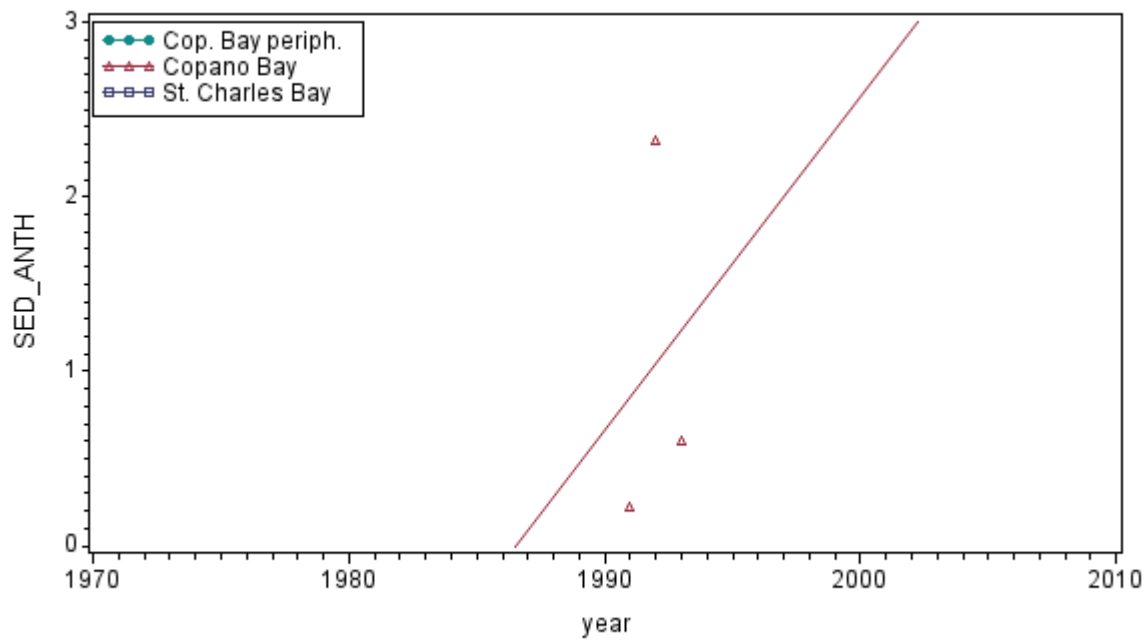
Regression Equation:
 $SED_ACEN(AU_Name:Cop. Bay(periph.)) = 0 + 0 \cdot year$
 $SED_ACEN(AU_Name:Copano Bay) = -238.5867 + 0.12 \cdot year$
 $SED_ACEN(AU_Name:St. Charles Bay) = 0 + 0 \cdot year$



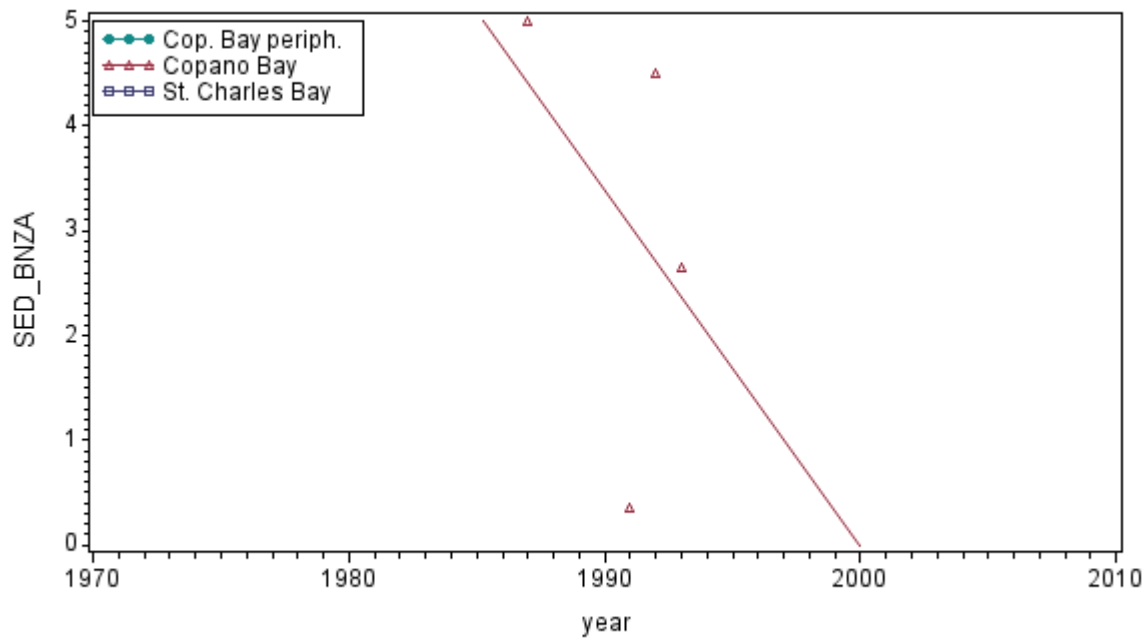
Regression Equation:
 $SED_ACNY(AU_Name:Cop. Bay(periph.)) = 0 + 0 \cdot year$
 $SED_ACNY(AU_Name:Copano Bay) = -145.4003 + 0.07319 \cdot year$
 $SED_ACNY(AU_Name:St. Charles Bay) = 0 + 0 \cdot year$



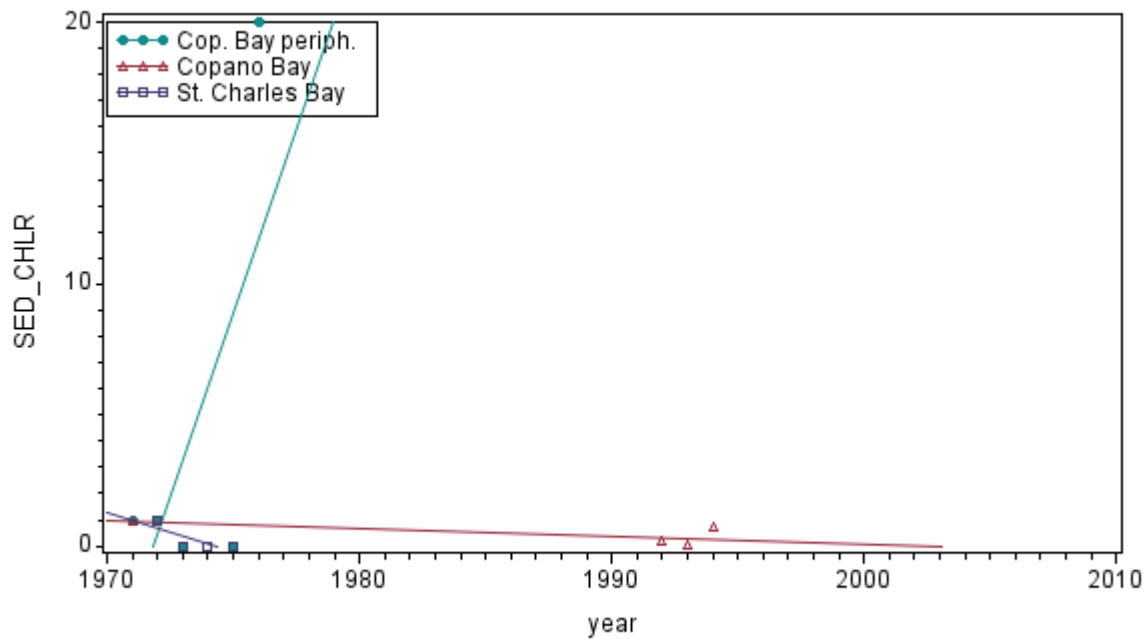
Regression Equation:
 SED_ALDR(AU_Name:Cop. Bay(periph.)) = -210.8279 + 0.106977*year
 SED_ALDR(AU_Name:Copano Bay) = 13.25364 - 0.006619*year
 SED_ALDR(AU_Name:St. Charles Bay) = 118.46 - 0.06*year



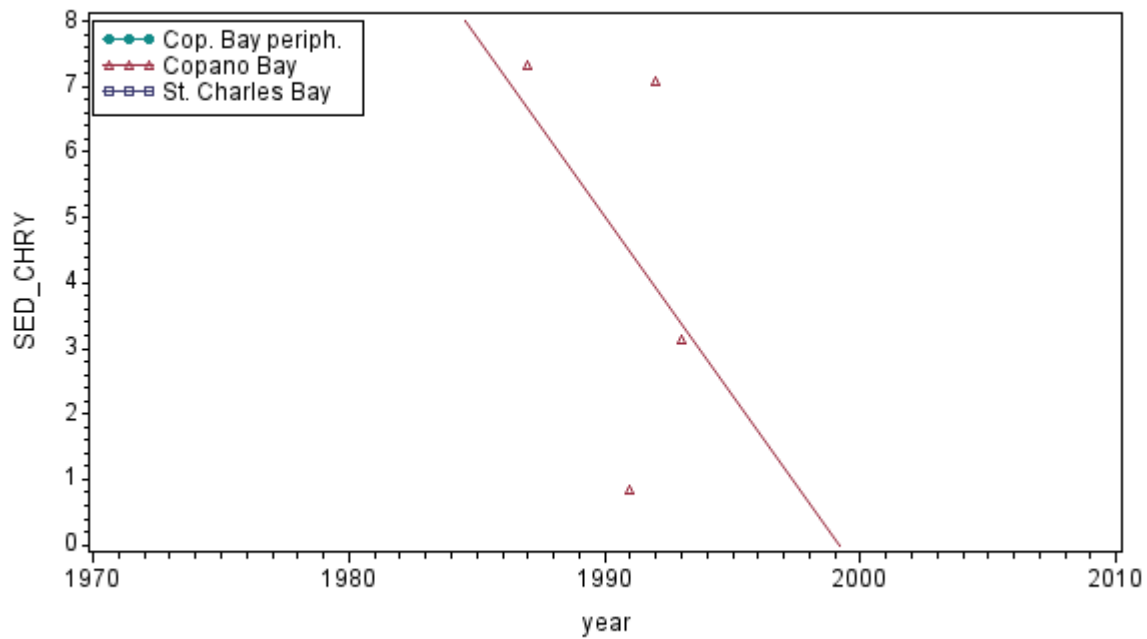
Regression Equation:
 SED_ANTH(AU_Name:Cop. Bay(periph.)) = 0 + 0*year
 SED_ANTH(AU_Name:Copano Bay) = -377.4317 + 0.19*year
 SED_ANTH(AU_Name:St. Charles Bay) = 0 + 0*year



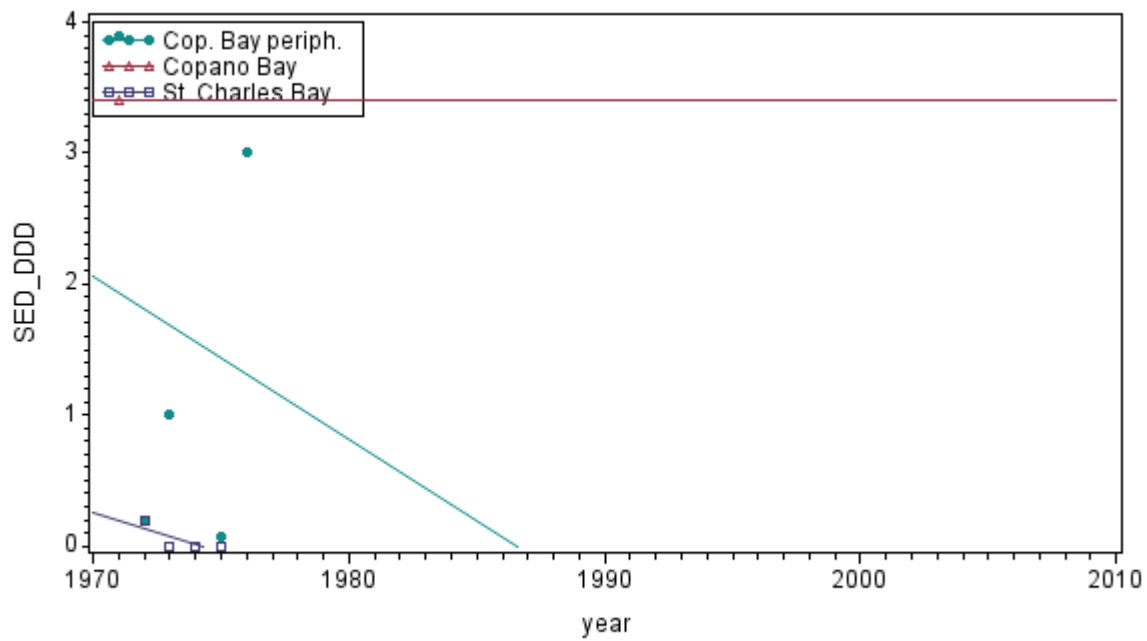
Regression Equation:
 SED_BNZA(AU Name: Cop. Bay(periph)) = 0 + 0*year
 SED_BNZA(AU Name: Copano Bay) = 680.4647 - 0.340241*year
 SED_BNZA(AU Name: St. Charles Bay) = 0 + 0*year



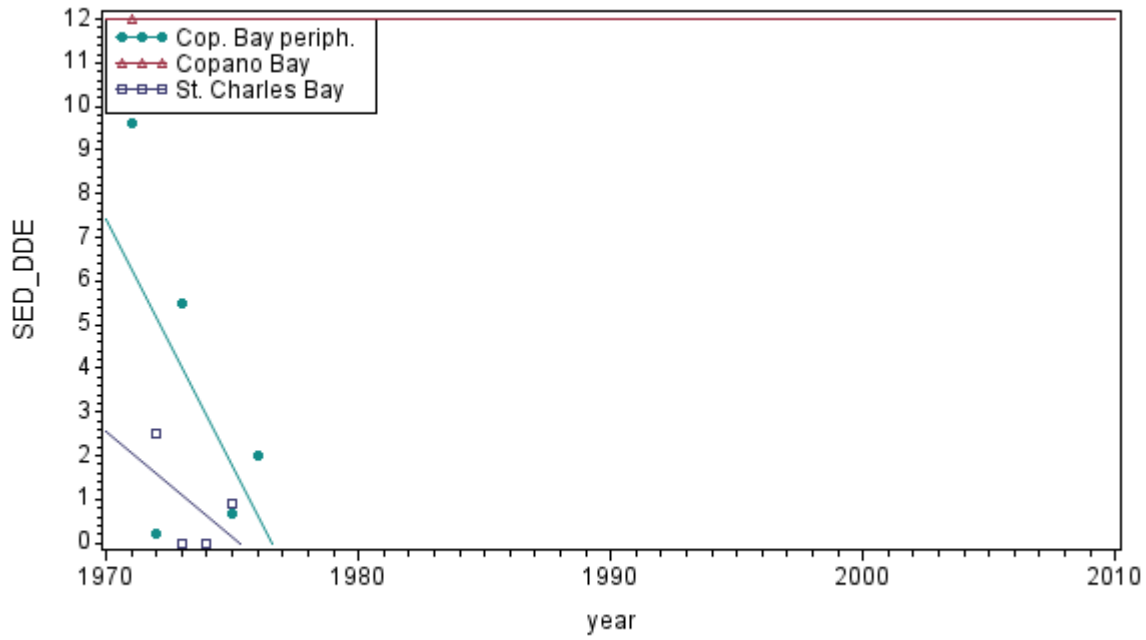
Regression Equation:
 SED_CHLR(AU Name: Cop. Bay(periph)) = -5525.709 + 2.802326*year
 SED_CHLR(AU Name: Copano Bay) = 60.81089 - 0.030359*year
 SED_CHLR(AU Name: St. Charles Bay) = 592.3 - 0.3*year



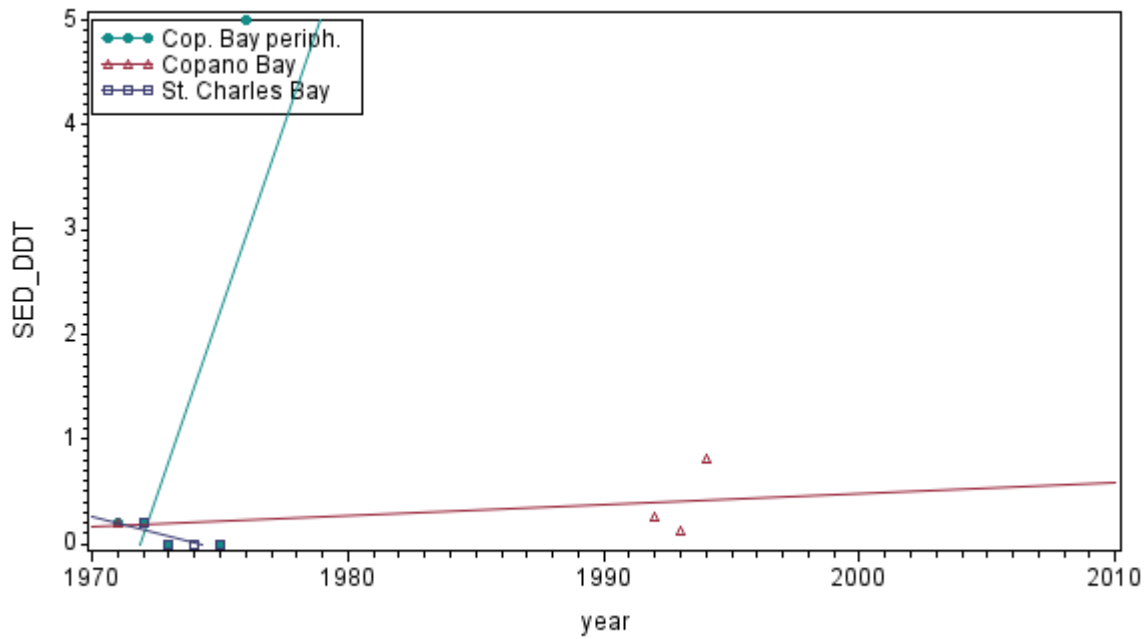
Regression Equation:
 $SED_CHRY(AU_Name:Cop. Bay(periph.)) = 0 + 0 \cdot year$
 $SED_CHRY(AU_Name:Copano Bay) = 1091.962 - 0.546205 \cdot year$
 $SED_CHRY(AU_Name:St. Charles Bay) = 0 + 0 \cdot year$



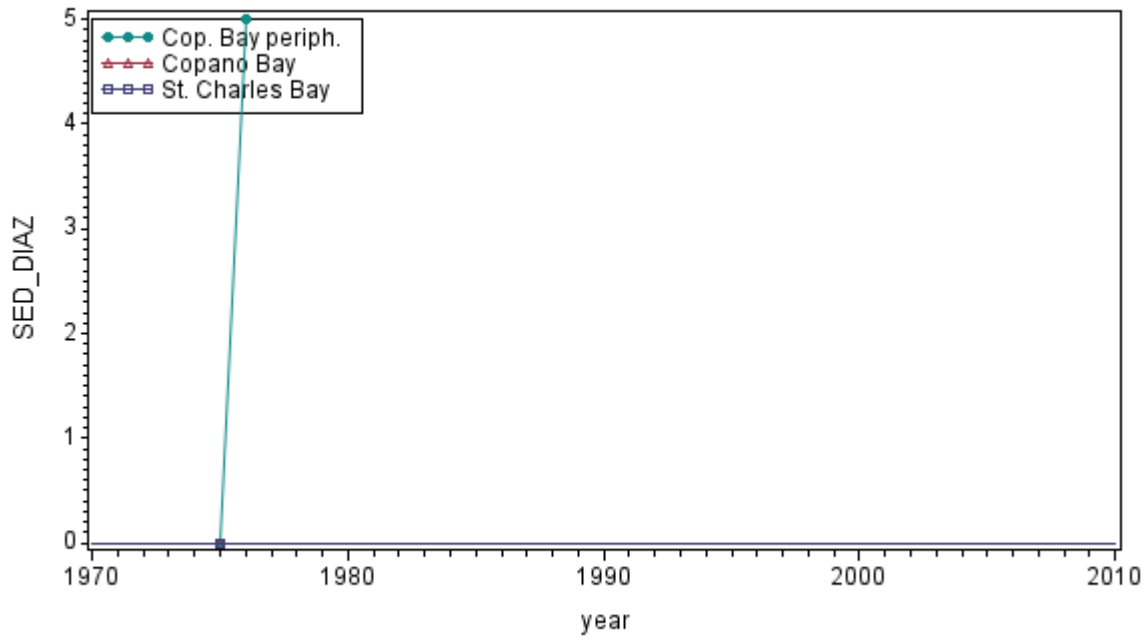
Regression Equation:
 $SED_DDD(AU_Name:Cop. Bay(periph.)) = 246.3961 - 0.124031 \cdot year$
 $SED_DDD(AU_Name:Copano Bay) = 3.4 + 0 \cdot year$
 $SED_DDD(AU_Name:St. Charles Bay) = 118.46 - 0.06 \cdot year$



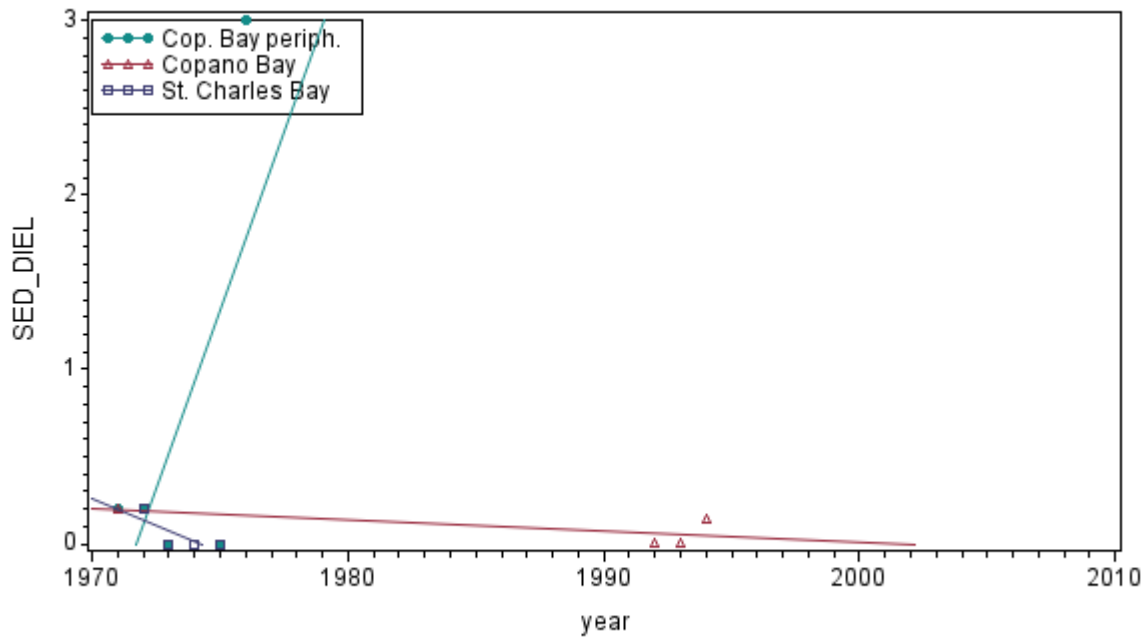
Regression Equation:
 $SED_DDE(AU_Name.Cop.Bay.periph.) = 2212.578 - 1.11938 \cdot year$
 $SED_DDE(AU_Name.Copano.Bay) = 12 + 0 \cdot year$
 $SED_DDE(AU_Name.St.Charles.Bay) = 948.13 - 0.48 \cdot year$



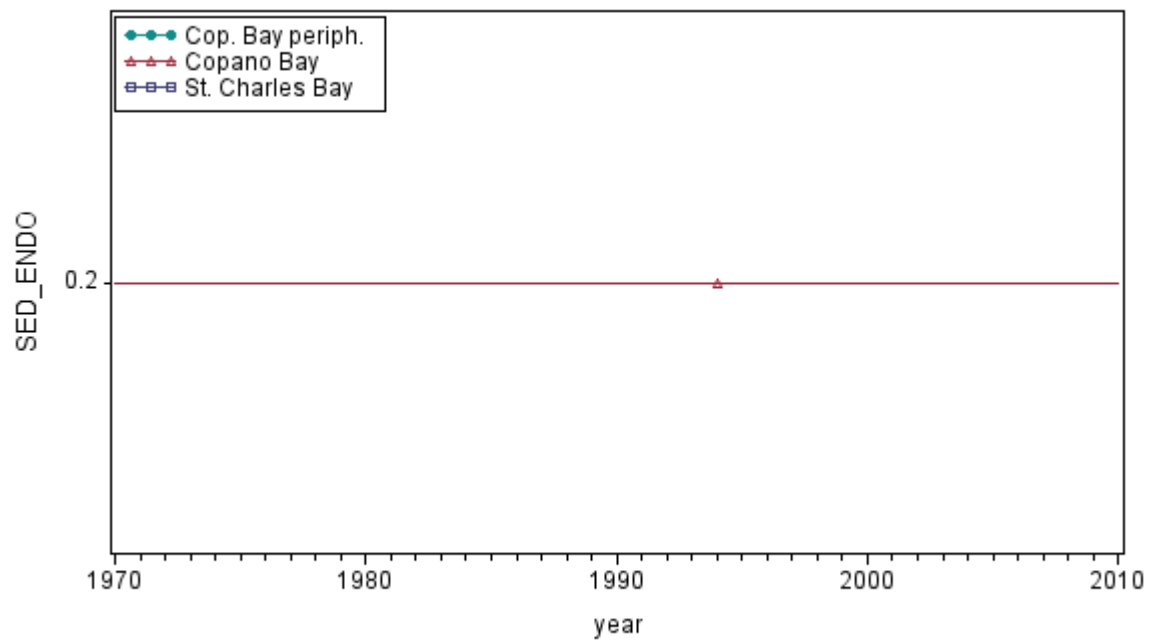
Regression Equation:
 $SED_DDT(AU_Name.Cop.Bay.periph.) = -1403.247 + 0.711628 \cdot year$
 $SED_DDT(AU_Name.Copano.Bay) = -20.38066 + 0.010429 \cdot year$
 $SED_DDT(AU_Name.St.Charles.Bay) = 118.46 - 0.06 \cdot year$



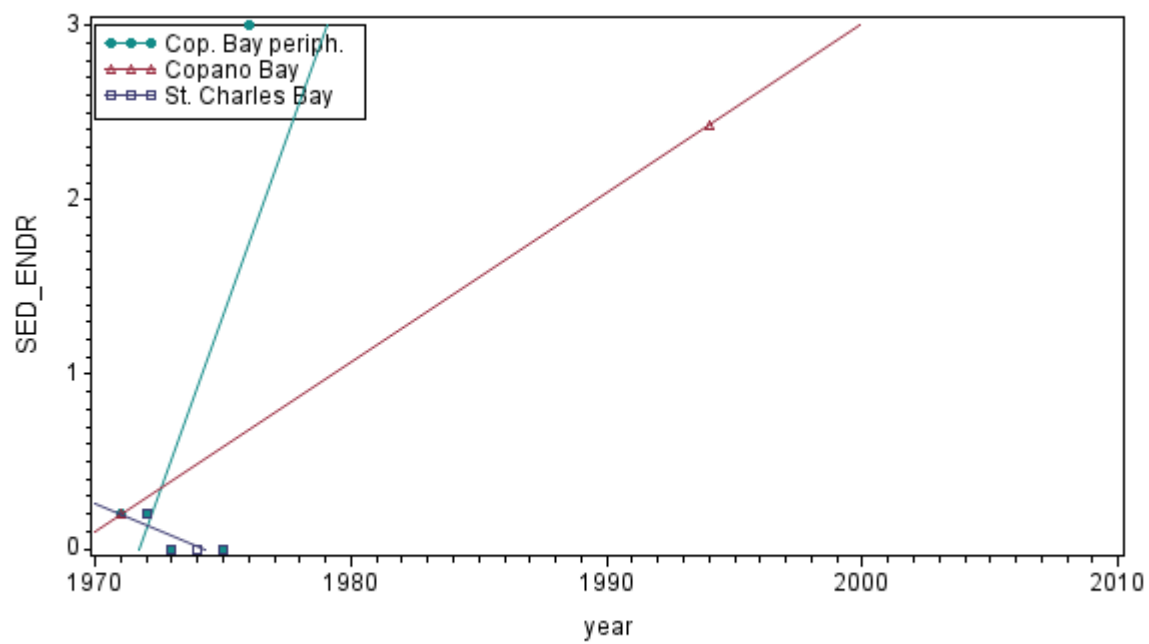
Regression Equation:
 $SED_DIAZ(AU_Name:Cop_Bay\ periph.) = -9875 + 5 \cdot year$
 $SED_DIAZ(AU_Name:Copano\ Bay) = 0 + 0 \cdot year$
 $SED_DIAZ(AU_Name:St.\ Charles\ Bay) = 0 + 0 \cdot year$



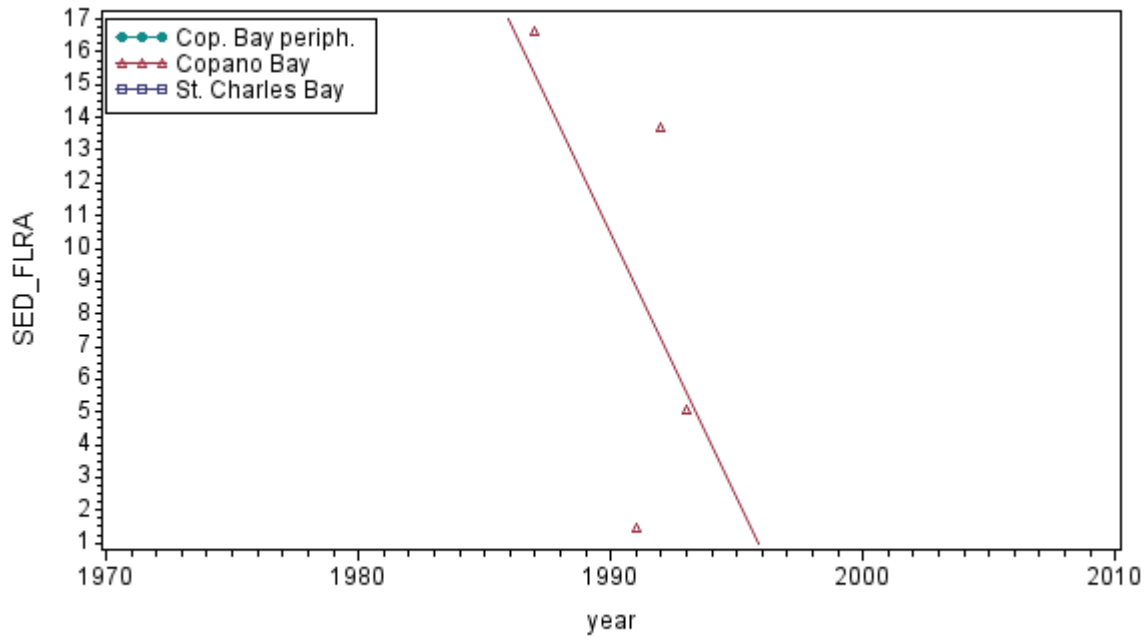
Regression Equation:
 $SED_DIEL(AU_Name:Cop_Bay\ periph.) = -807.0372 + 0.409302 \cdot year$
 $SED_DIEL(AU_Name:Copano\ Bay) = 12.41339 - 0.0062 \cdot year$
 $SED_DIEL(AU_Name:St.\ Charles\ Bay) = 118.46 - 0.06 \cdot year$



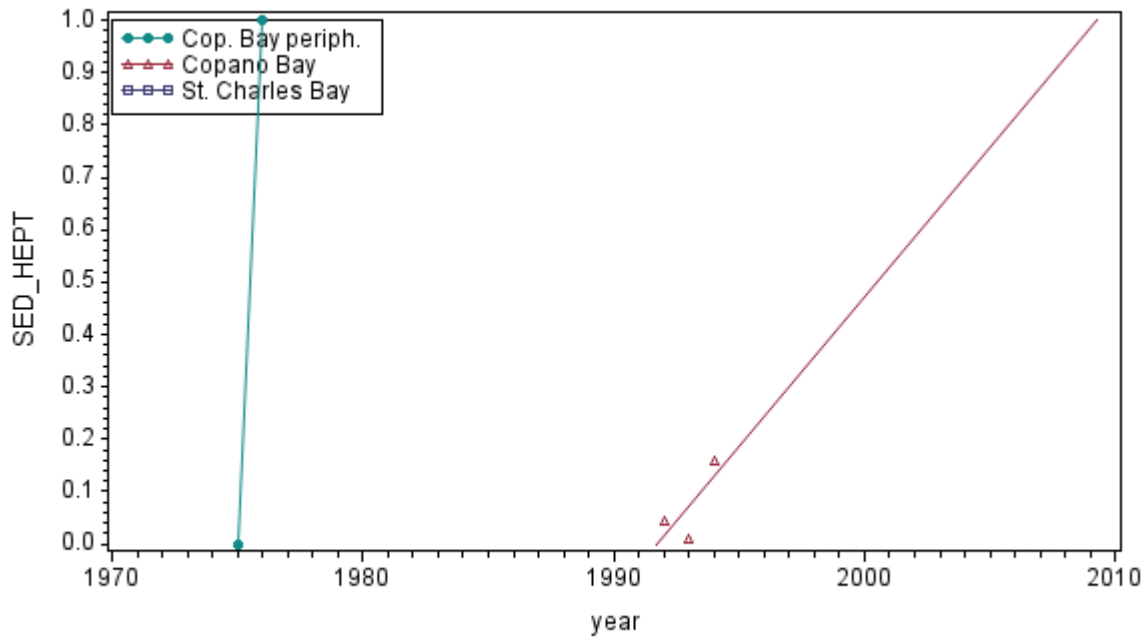
Regression Equation:
 $SED_ENDO(AU_Name:Cop. Bay(periph.)) = 0 + 0 \cdot year$
 $SED_ENDO(AU_Name:Copano Bay) = 0.2 + 0 \cdot year$
 $SED_ENDO(AU_Name:St. Charles Bay) = 0 + 0 \cdot year$



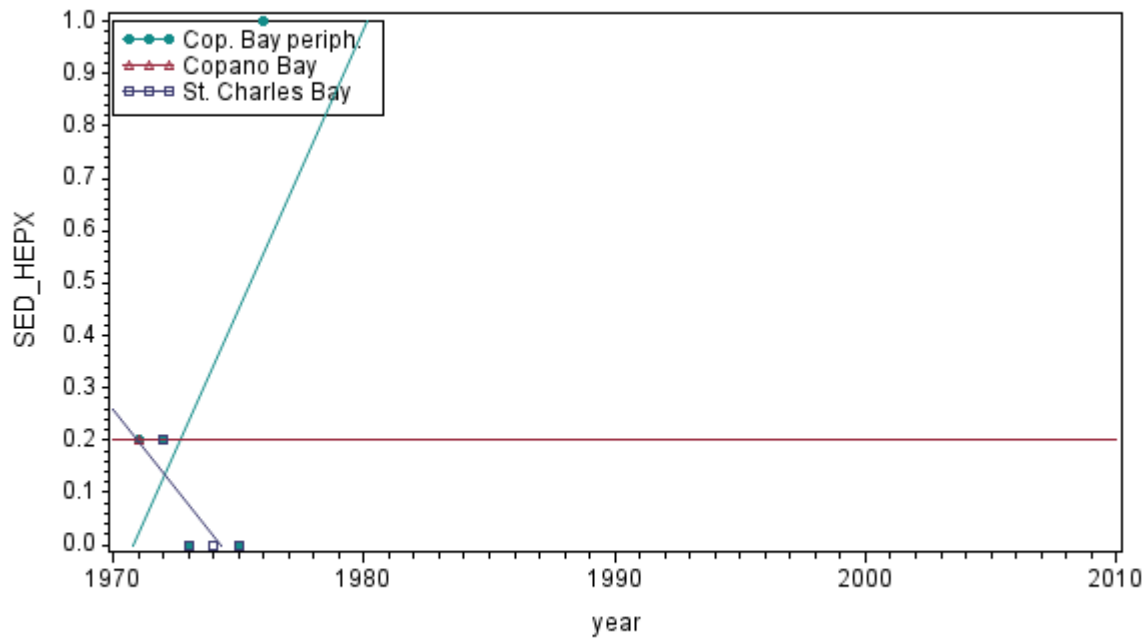
Regression Equation:
 $SED_ENDR(AU_Name:Cop. Bay(periph.)) = -807.0372 + 0.409302 \cdot year$
 $SED_ENDR(AU_Name:Copano Bay) = -190.9013 + 0.096957 \cdot year$
 $SED_ENDR(AU_Name:St. Charles Bay) = 118.46 - 0.06 \cdot year$



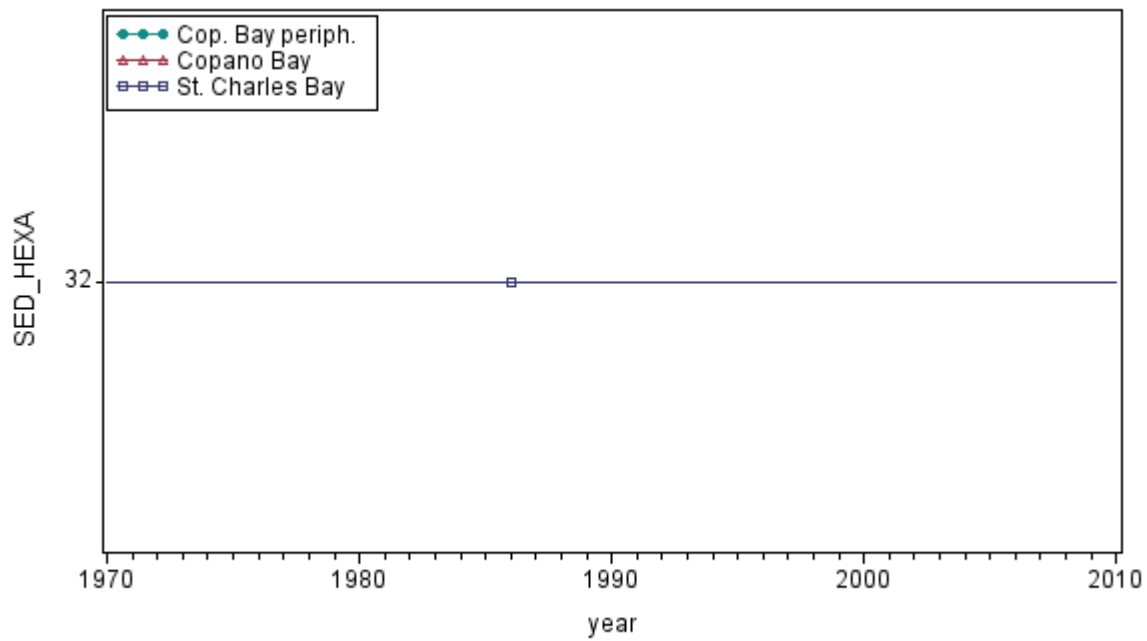
Regression Equation:
 SED_FLRA(AU^Name:Cop. Bay(periph.)) = 0 + 0*year
 SED_FLRA(AU^Name:Copano Bay) = 3235.062 - 1.620422*year
 SED_FLRA(AU^Name:St. Charles Bay) = 0 + 0*year



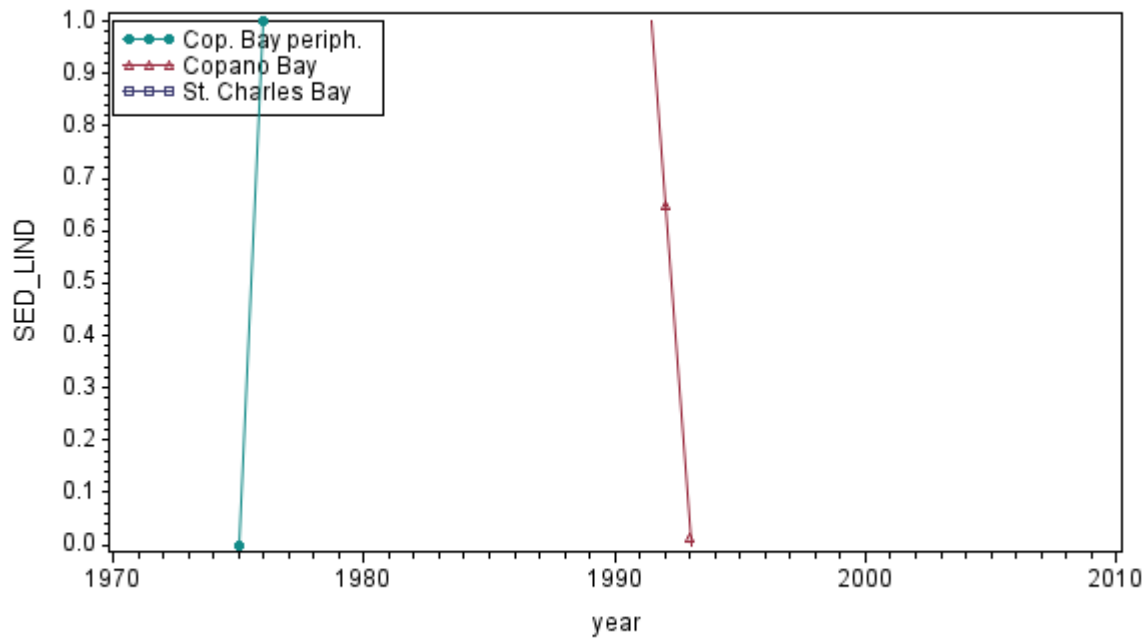
Regression Equation:
 SED_HEPT(AU^Name:Cop. Bay(periph.)) = -1975 + 1*year
 SED_HEPT(AU^Name:Copano Bay) = -113.7782 + 0.057125*year
 SED_HEPT(AU^Name:St. Charles Bay) = 0 + 0*year



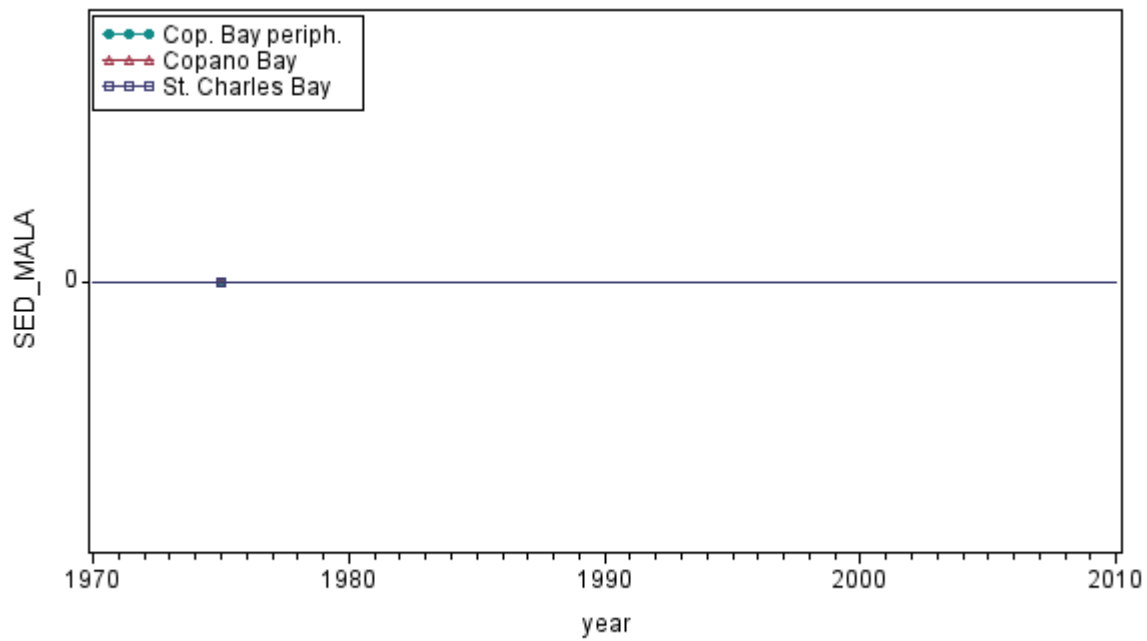
Regression Equation:
 SED_HEPX(AU Name: Cop. Bay(periph)) = -210.8279 + 0.106977*year
 SED_HEPX(AU Name: Copano Bay) = 0.2 + 0*year
 SED_HEPX(AU Name: St. Charles Bay) = 118.46 - 0.06*year



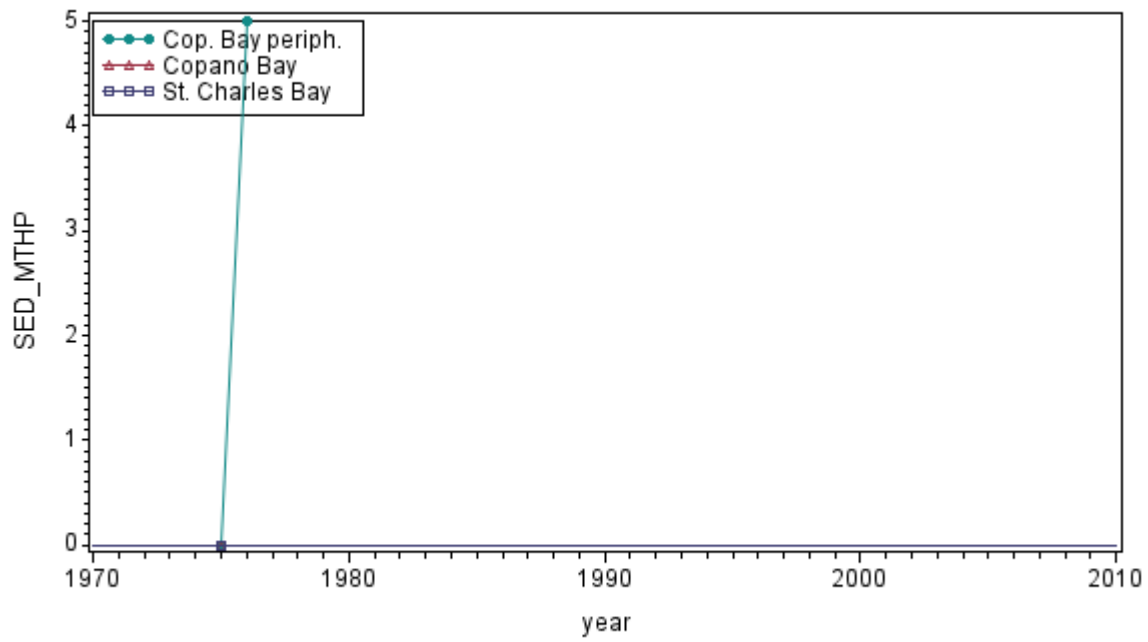
Regression Equation:
 SED_HEXA(AU Name: Cop. Bay(periph)) = 0 + 0*year
 SED_HEXA(AU Name: Copano Bay) = 0 + 0*year
 SED_HEXA(AU Name: St. Charles Bay) = 32 + 0*year



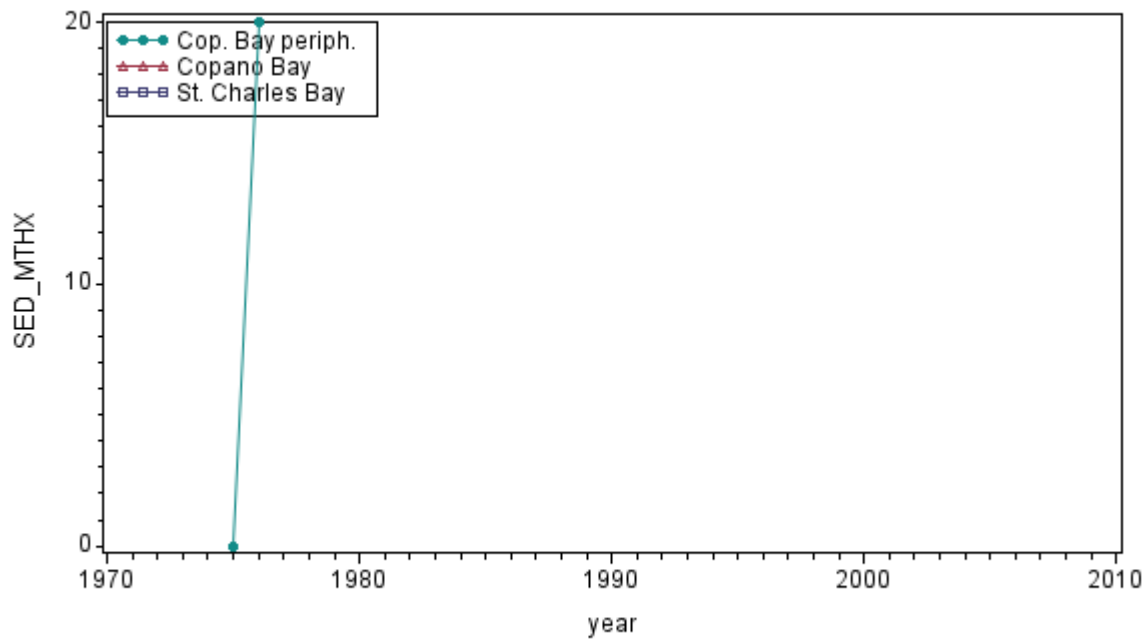
Regression Equation:
 SED_LIND(AU^Name:Cop. Bay periph.) = -1975 + 1*year
 SED_LIND(AU^Name:Copano Bay) = 1259.591 - 0.632*year
 SED_LIND(AU^Name:St. Charles Bay) = 0 + 0*year



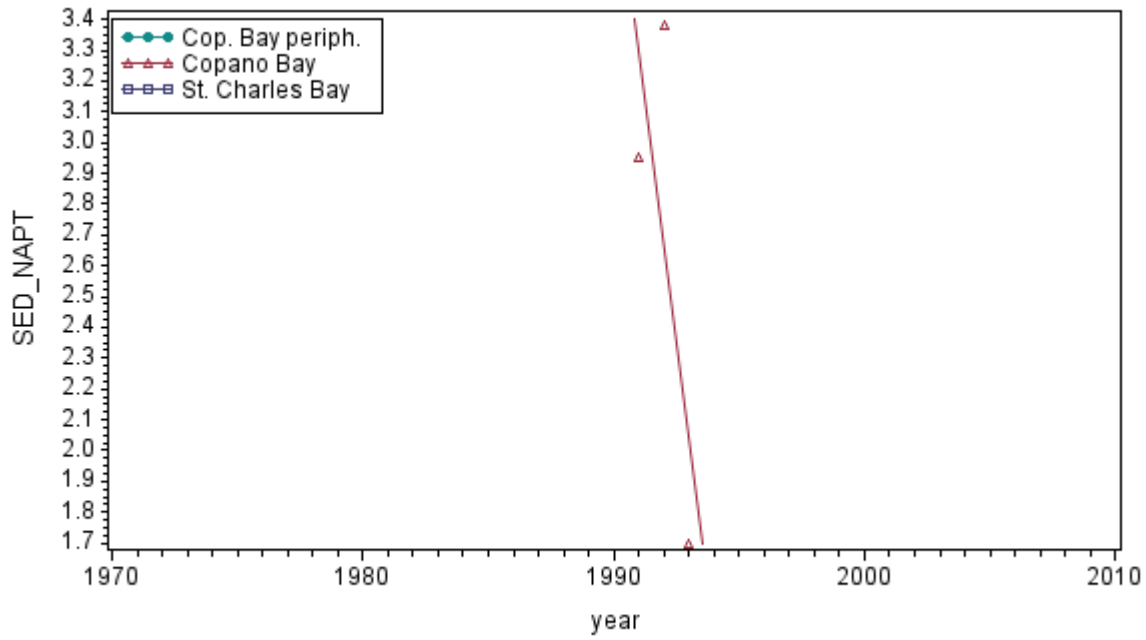
Regression Equation:
 SED_MALA(AU^Name:Cop. Bay periph.) = 0 + 0*year
 SED_MALA(AU^Name:Copano Bay) = 0 + 0*year
 SED_MALA(AU^Name:St. Charles Bay) = 0 + 0*year



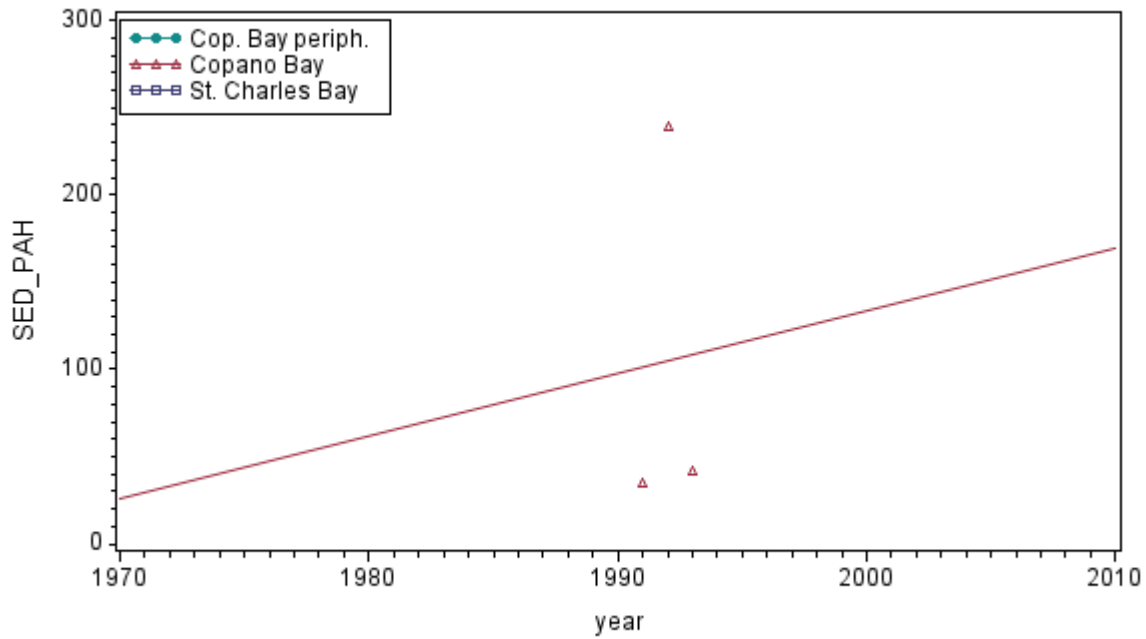
Regression Equation:
 $SED_MTHP(AU_Name:Cop. Bay(periph.)) = -5675 + 5 \cdot year$
 $SED_MTHP(AU_Name:Copano Bay) = 0 + 0 \cdot year$
 $SED_MTHP(AU_Name:St. Charles Bay) = 0 + 0 \cdot year$



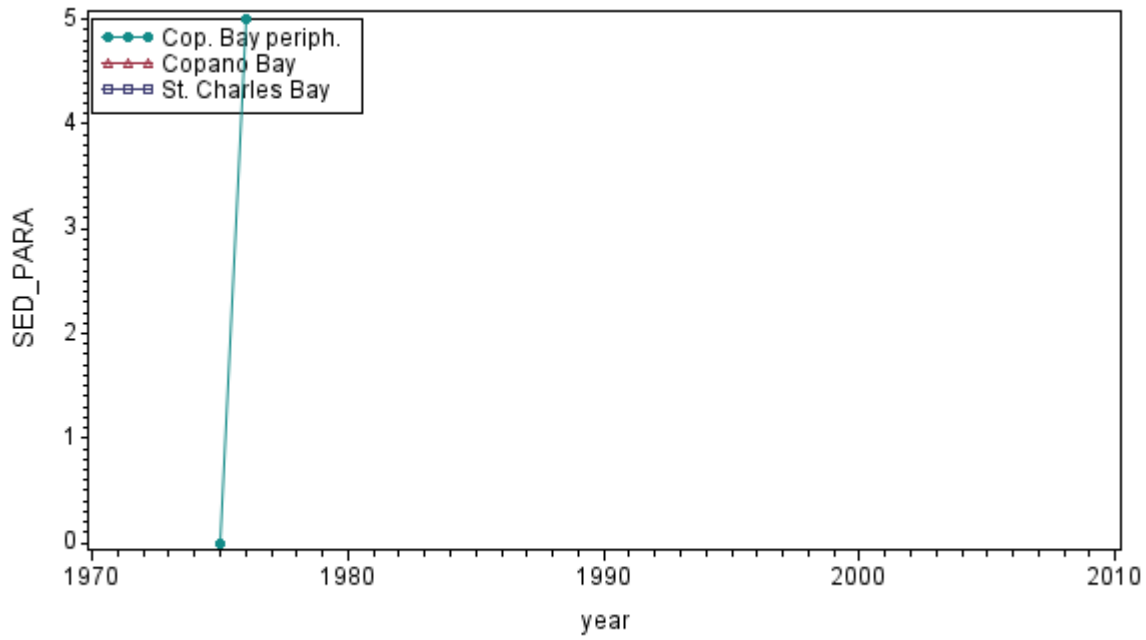
Regression Equation:
 $SED_MTHX(AU_Name:Cop. Bay(periph.)) = -39500 + 20 \cdot year$
 $SED_MTHX(AU_Name:Copano Bay) = 0 + 0 \cdot year$
 $SED_MTHX(AU_Name:St. Charles Bay) = 0 + 0 \cdot year$



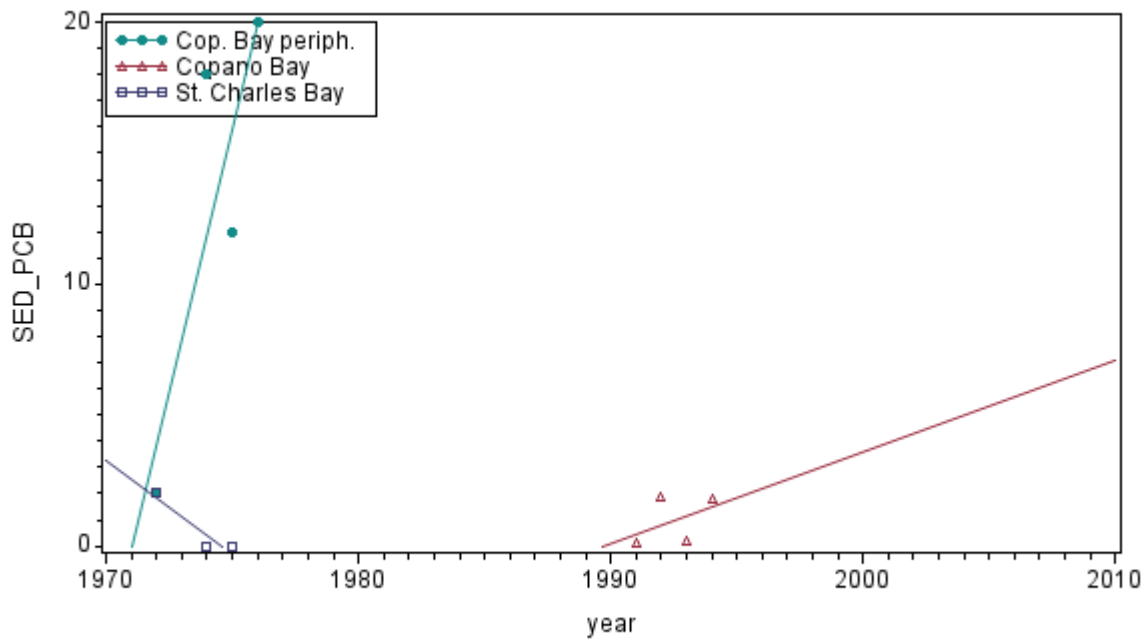
Regression Equation:
 SED_NAPT(AU Name:Cop. Bay(periph.)) = 0+0*year
 SED_NAPT(AU Name:Copano Bay) = 1247.677 - 0.625*year
 SED_NAPT(AU Name:St. Charles Bay) = 0+0*year



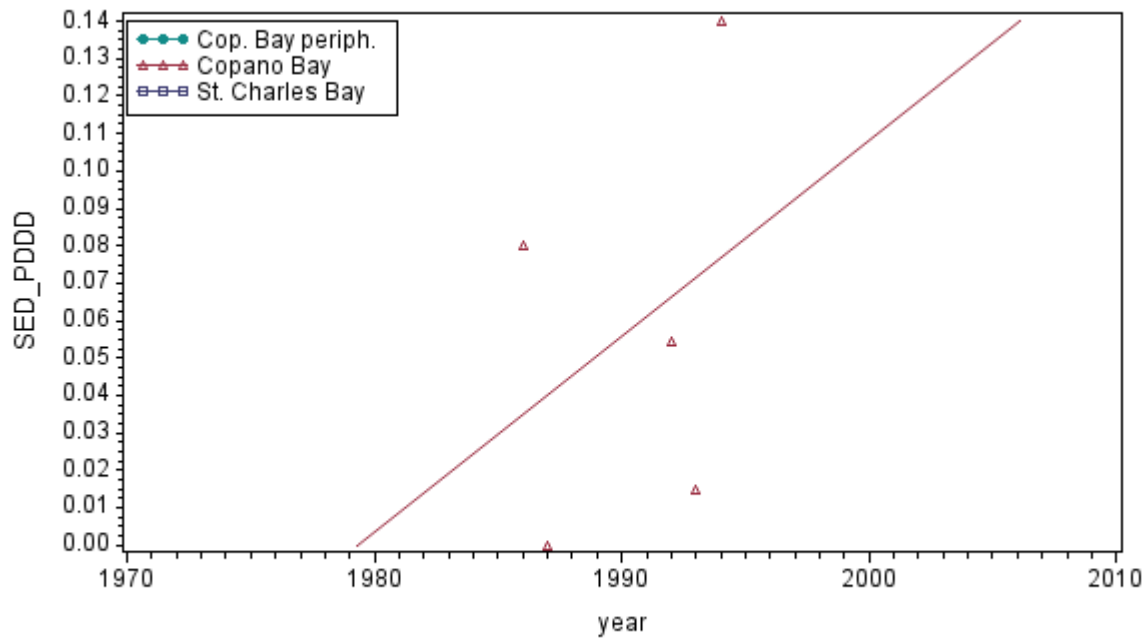
Regression Equation:
 SED_PAH(AU Name:Cop. Bay(periph.)) = 0+0*year
 SED_PAH(AU Name:Copano Bay) = -7016.35 + 3.575*year
 SED_PAH(AU Name:St. Charles Bay) = 0+0*year



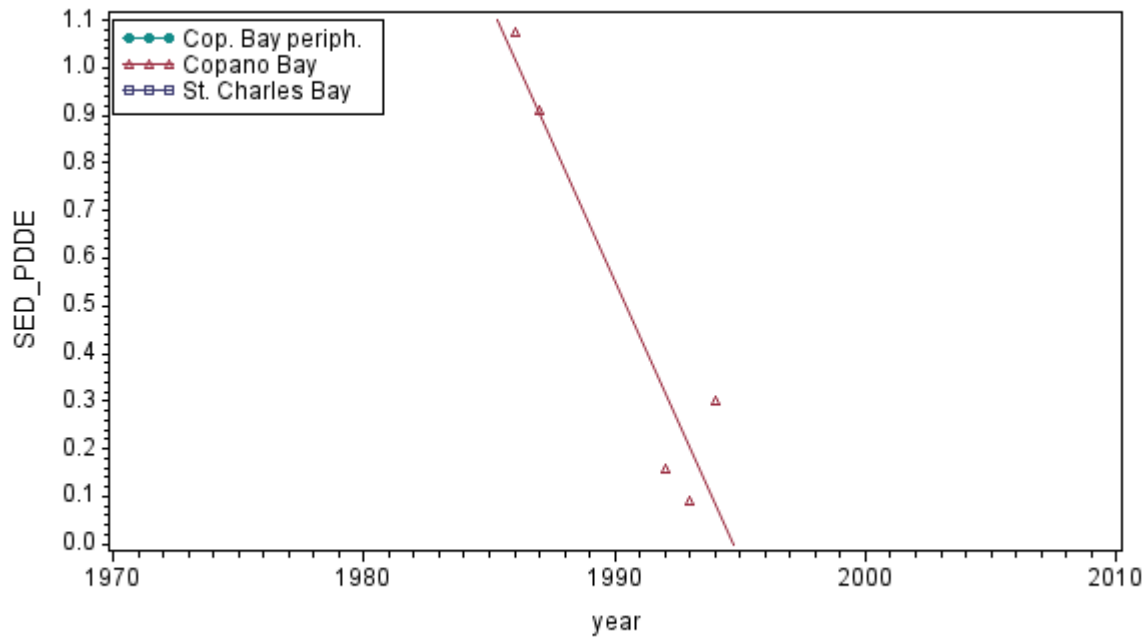
Regression Equation:
 $SED_PARA(AU_Name:Cop. Bay(periph.)) = -9875 + 5 \cdot year$
 $SED_PARA(AU_Name:Copano Bay) = 0 + 0 \cdot year$
 $SED_PARA(AU_Name:St. Charles Bay) = 0 + 0 \cdot year$



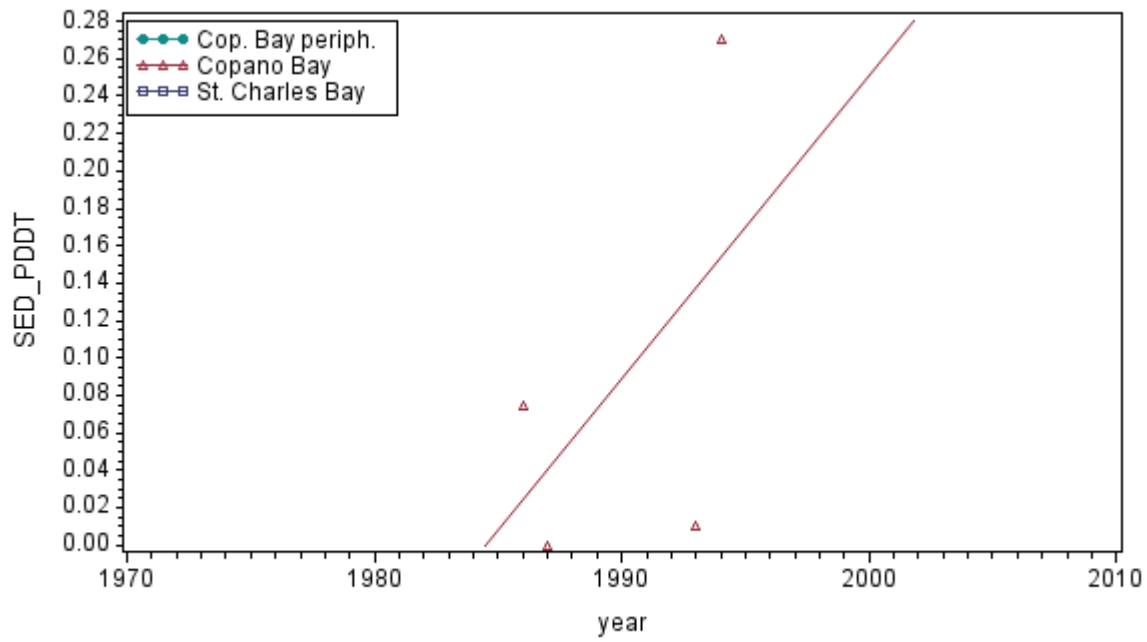
Regression Equation:
 $SED_PCB(AU_Name:Cop. Bay(periph.)) = -7884 + 4 \cdot year$
 $SED_PCB(AU_Name:Copano Bay) = -692.395 + 0.348 \cdot year$
 $SED_PCB(AU_Name:St. Charles Bay) = 1410.429 - 0.714286 \cdot year$



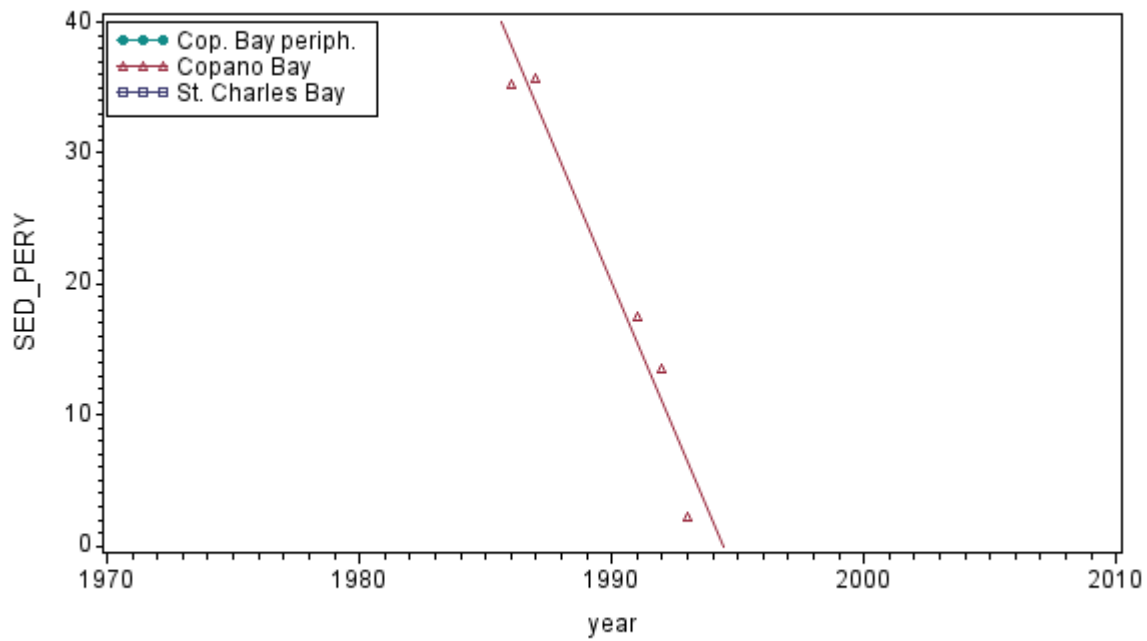
Regression Equation:
 $SED_PDDD(AU_Name:Cop. Bay(periph.)) = 0 + 0 \cdot year$
 $SED_PDDD(AU_Name:Copano Bay) = -10.33563 + 0.005222 \cdot year$
 $SED_PDDD(AU_Name:St. Charles Bay) = 0 + 0 \cdot year$



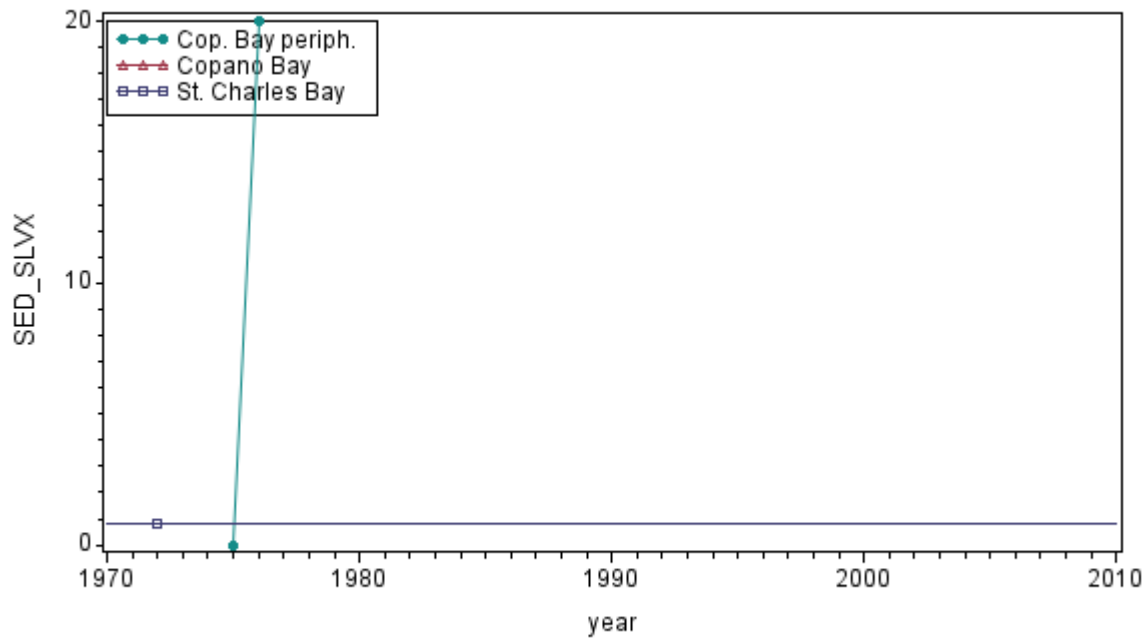
Regression Equation:
 $SED_PDDE(AU_Name:Cop. Bay(periph.)) = 0 + 0 \cdot year$
 $SED_PDDE(AU_Name:Copano Bay) = 234.4164 - 0.117519 \cdot year$
 $SED_PDDE(AU_Name:St. Charles Bay) = 0 + 0 \cdot year$



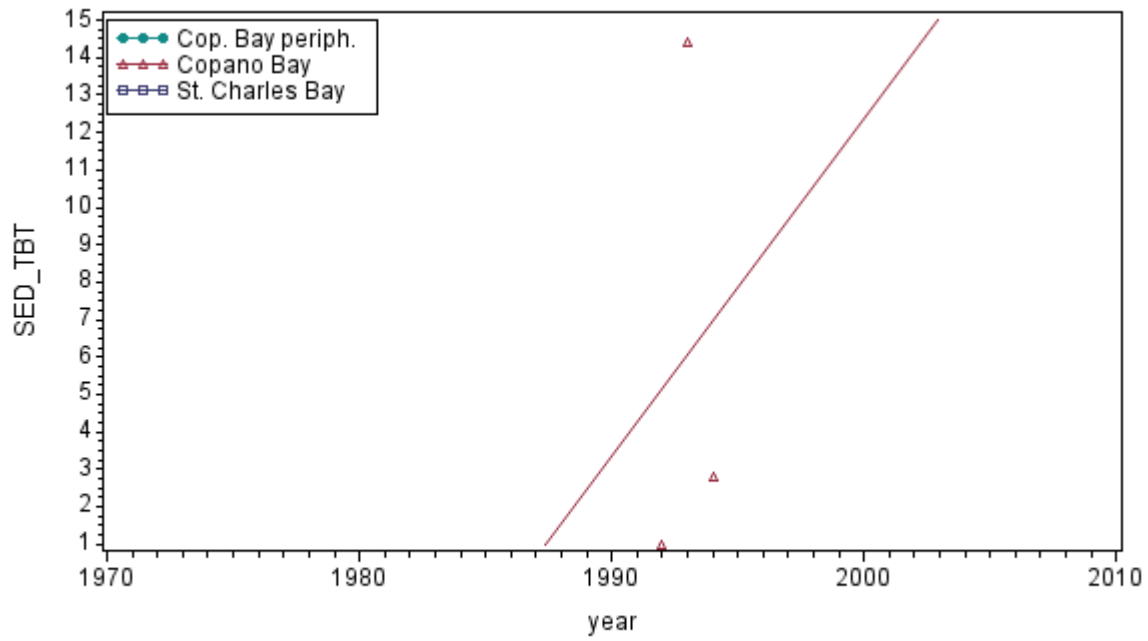
Regression Equation:
 $SED_PDDT(AU_Name:Cop. Bay(periph.)) = 0 + 0 \cdot year$
 $SED_PDDT(AU_Name:Copano Bay) = -32.14925 + 0.0162 \cdot year$
 $SED_PDDT(AU_Name:St. Charles Bay) = 0 + 0 \cdot year$



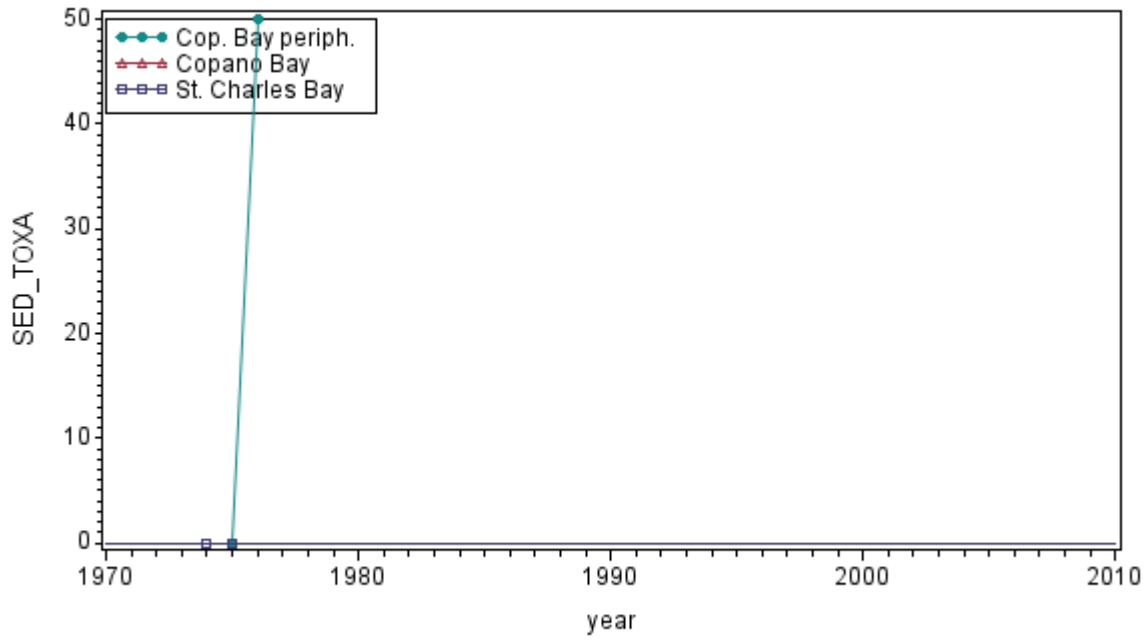
Regression Equation:
 $SED_PERY(AU_Name:Cop. Bay(periph.)) = 0 + 0 \cdot year$
 $SED_PERY(AU_Name:Copano Bay) = 9055.143 - 4.540292 \cdot year$
 $SED_PERY(AU_Name:St. Charles Bay) = 0 + 0 \cdot year$



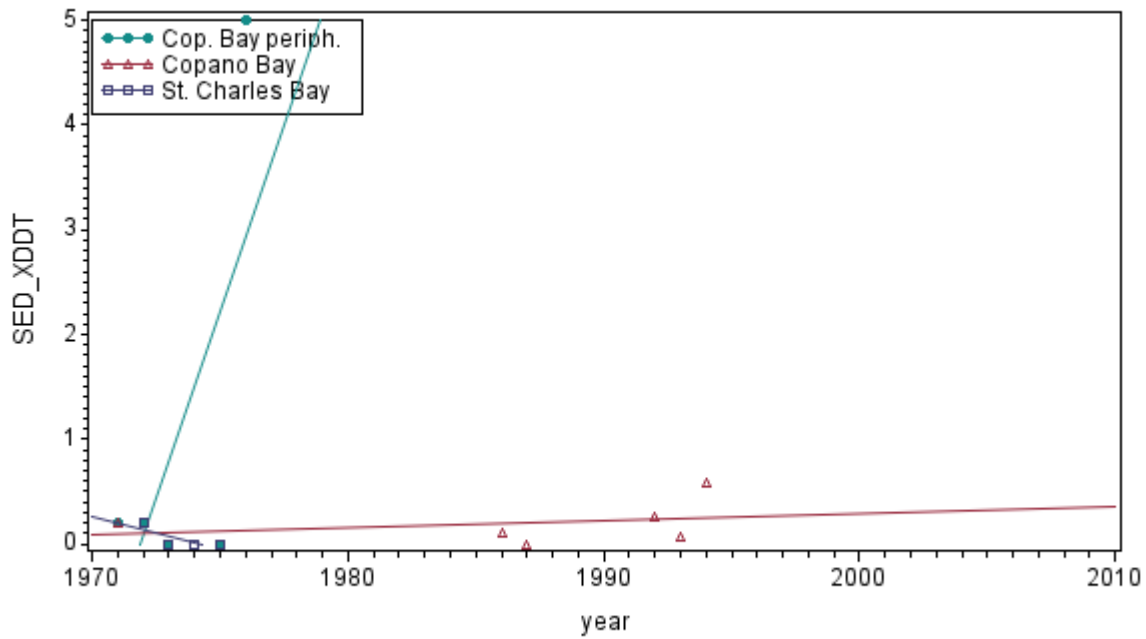
Regression Equation:
 $SED_SLVX(AU_Name: Cop. Bay periph.) = -39500 + 20 \cdot year$
 $SED_SLVX(AU_Name: Copano Bay) = 0 + 0 \cdot year$
 $SED_SLVX(AU_Name: St. Charles Bay) = 0.8 + 0 \cdot year$



Regression Equation:
 $SED_TBT(AU_Name: Cop. Bay periph.) = 0 + 0 \cdot year$
 $SED_TBT(AU_Name: Copano Bay) = -1787.62 + 0.9 \cdot year$
 $SED_TBT(AU_Name: St. Charles Bay) = 0 + 0 \cdot year$

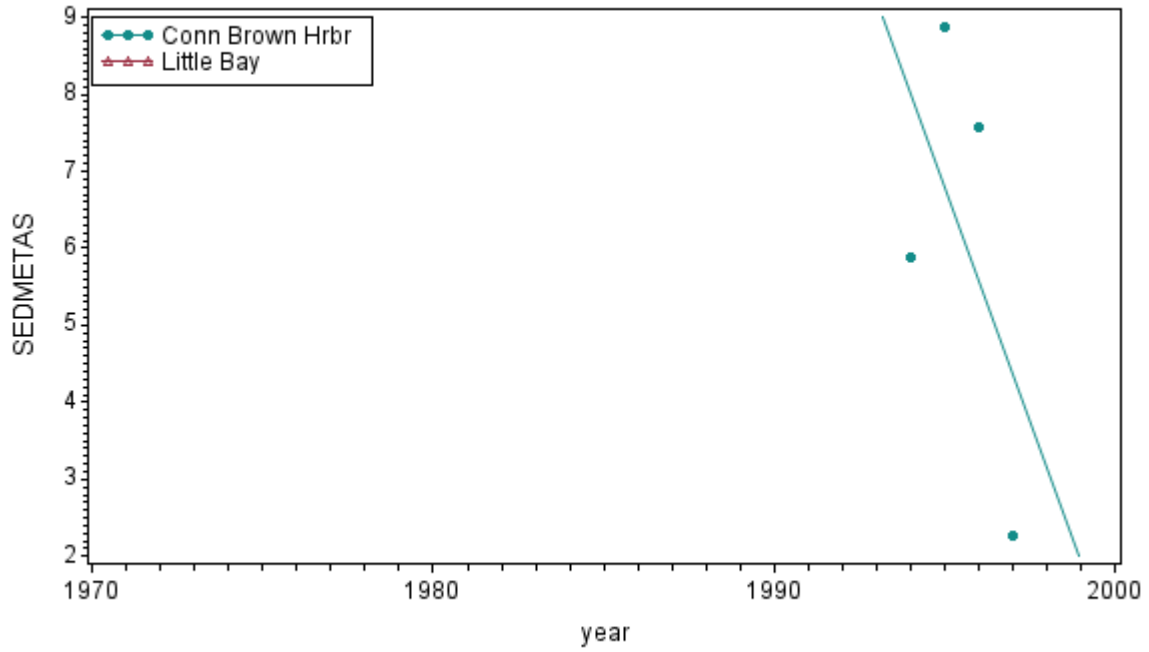


Regression Equation:
 SED_TOXA(AU Name: Cop. Bay(periph.)) = -96750 + 50*year
 SED_TOXA(AU Name: Copano Bay) = 0 + 0*year
 SED_TOXA(AU Name: St. Charles Bay) = 0 + 0*year

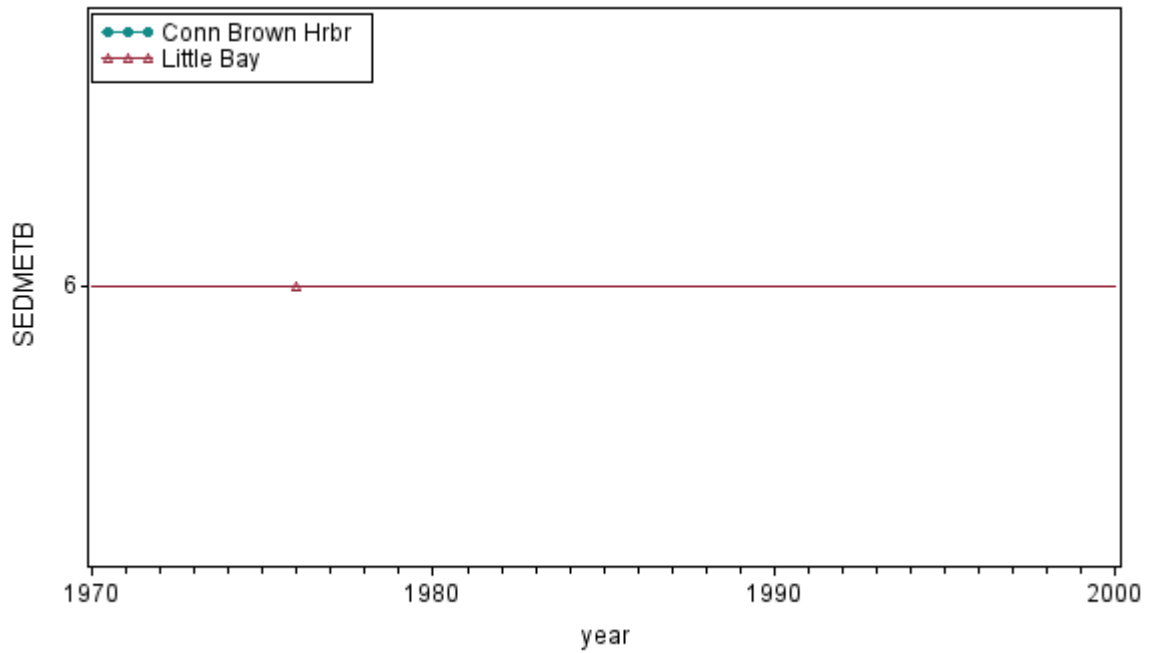


Regression Equation:
 SED_XDDT(AU Name: Cop. Bay(periph.)) = -1403.247 + 0.711628*year
 SED_XDDT(AU Name: Copano Bay) = -12.51695 + 0.006402*year
 SED_XDDT(AU Name: St. Charles Bay) = 118.46 - 0.06*year

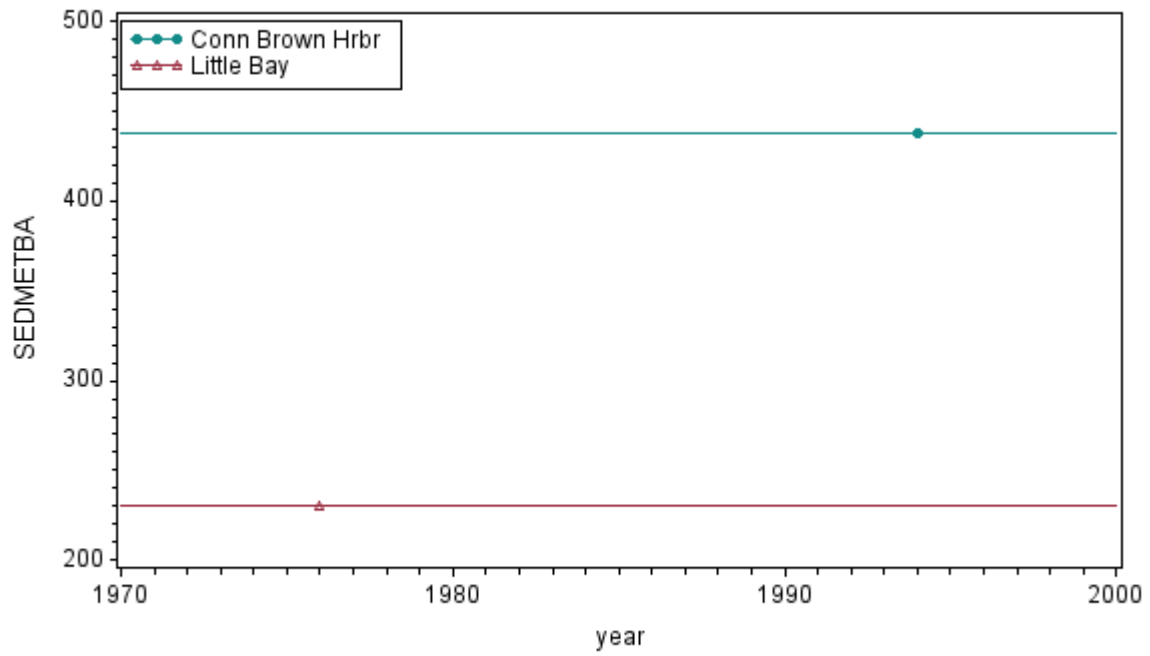
SQ7: Little Bay and Conn Brown Harbor



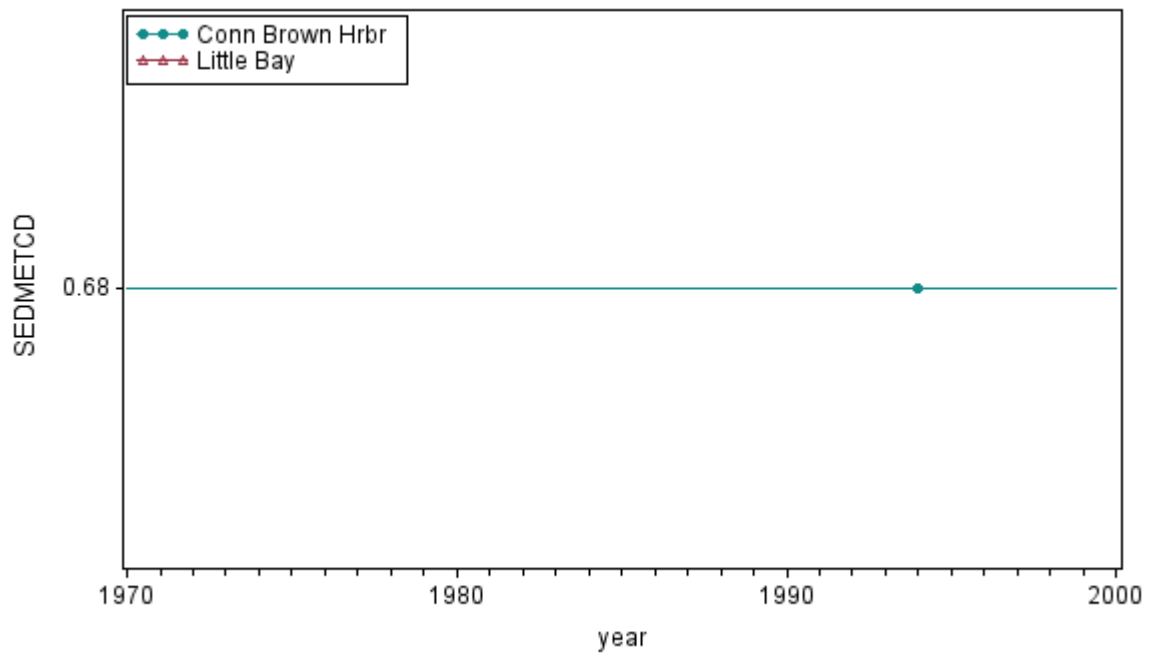
Regression Equation:
 SEDMETAS(AU_Name:Conn Brown Hrbr) = 2434.666 - 1217*year
 SEDMETAS(AU_Name:Little Bay) = 0 + 0*year



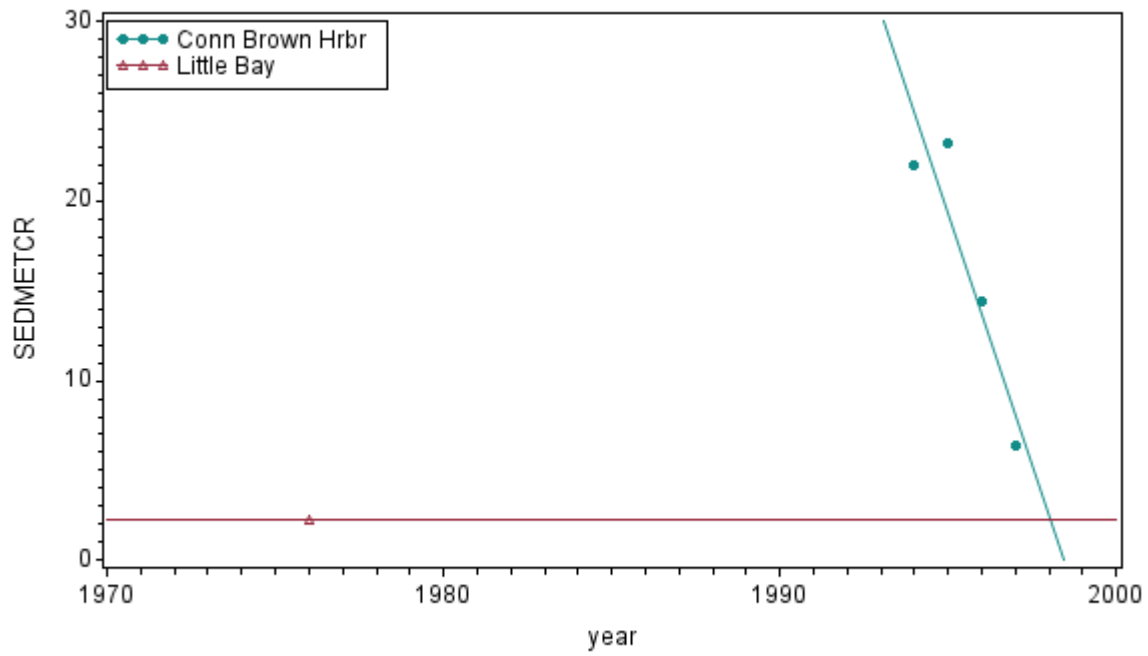
Regression Equation:
 SEDMETB(AU_Name:Conn Brown Hrbr) = 0 + 0*year
 SEDMETB(AU_Name:Little Bay) = 6 + 0*year



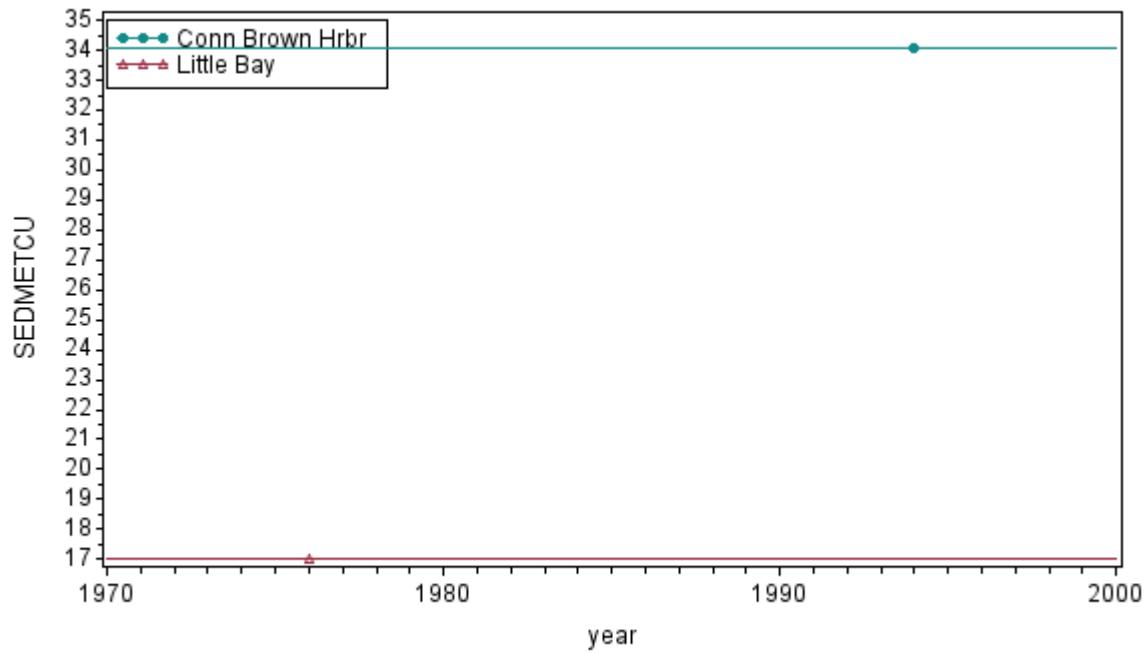
Regression Equation:
 SEDMETBA(AU_Name:Conn Brown Hrbr) = 438 + 0*year
 SEDMETBA(AU_Name:Little Bay) = 230 + 0*year



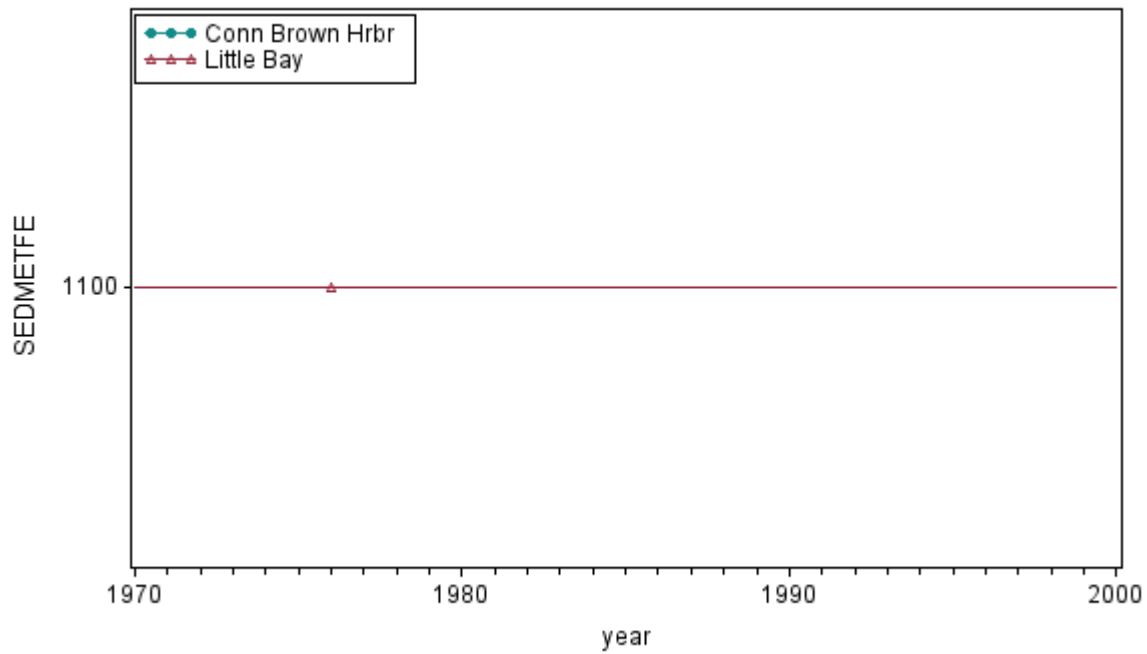
Regression Equation:
 SEDMETCD(AU_Name:Conn Brown Hrbr) = 0.68 + 0*year
 SEDMETCD(AU_Name:Little Bay) = 0 + 0*year



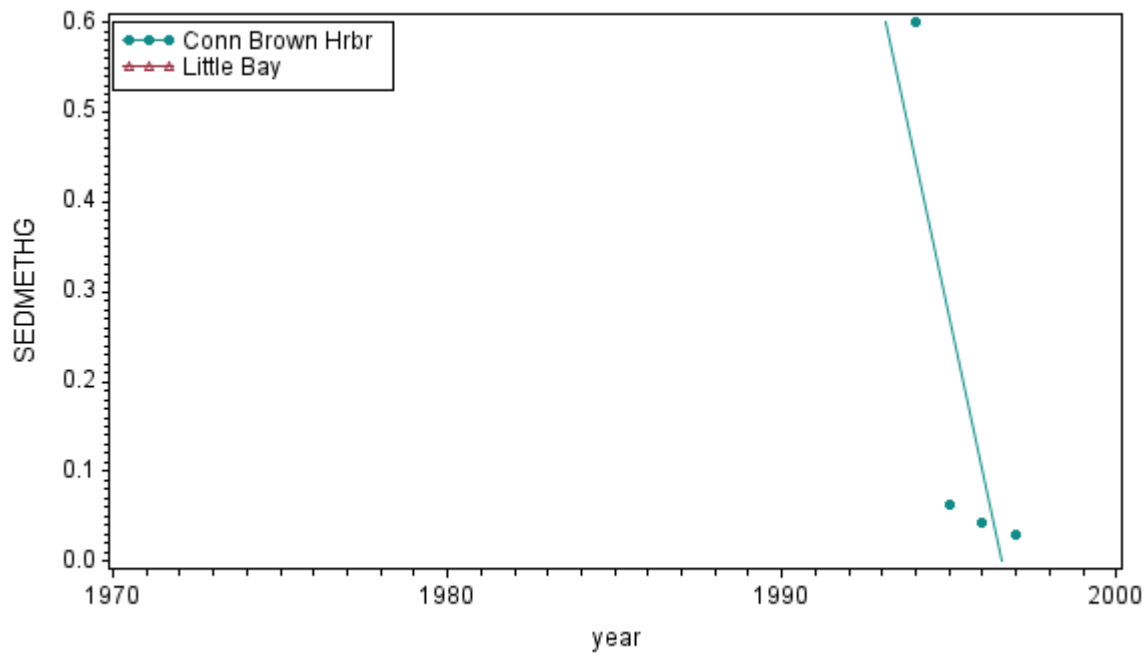
Regression Equation:
 SEDMETCR(AU_Name:Conn Brown Hrbr) = 11130.44 - 5.5695*year
 SEDMETCR(AU_Name:Little Bay) = 2.3 + 0*year



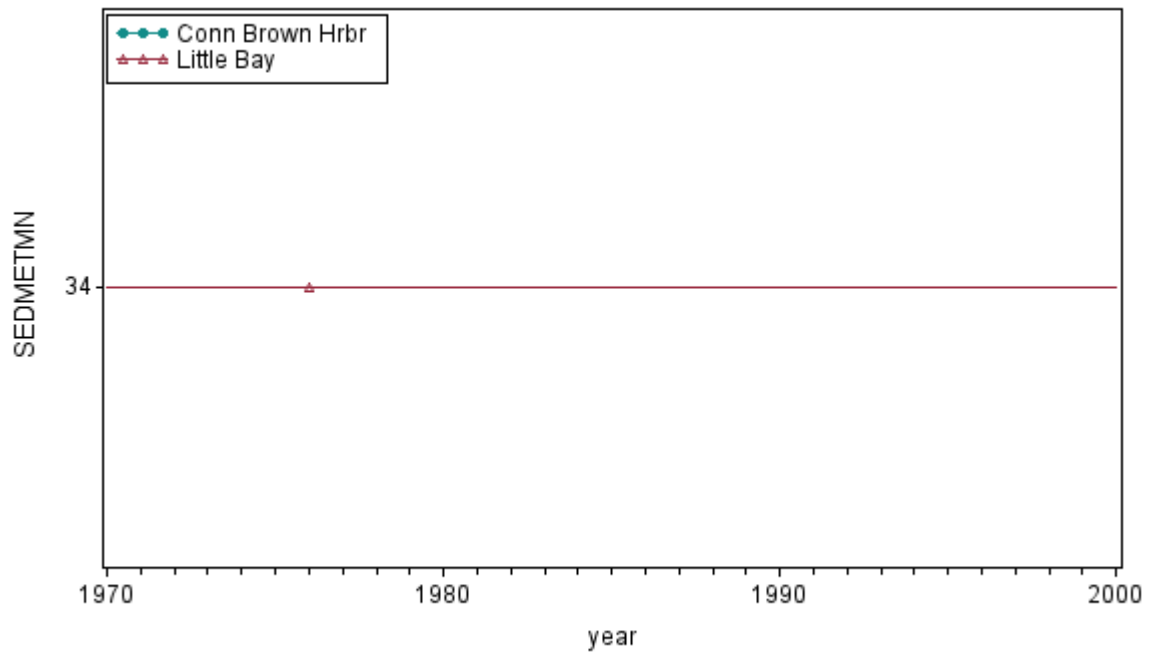
Regression Equation:
 SEDMETCU(AU_Name:Conn Brown Hrbr) = 34.1 + 0*year
 SEDMETCU(AU_Name:Little Bay) = 17 + 0*year



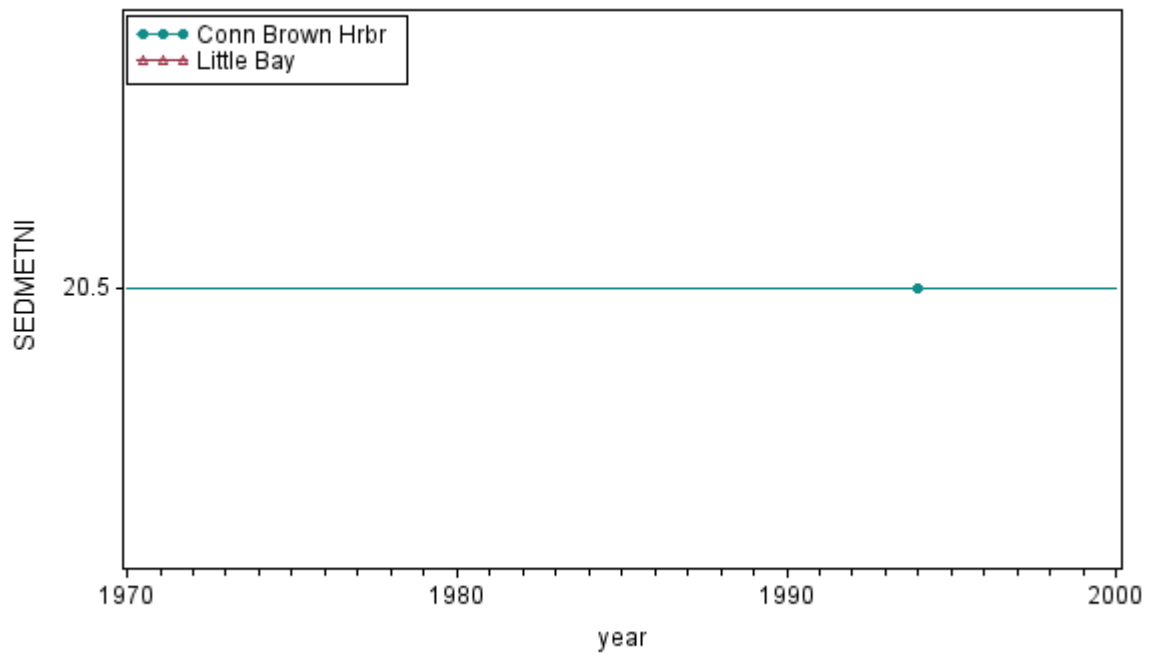
Regression Equation:
 $SEDMETFE(AU_Name:Conn\ Brown\ Hrbr) = 0 + 0 \cdot year$
 $SEDMETFE(AU_Name:Little\ Bay) = 1100 + 0 \cdot year$



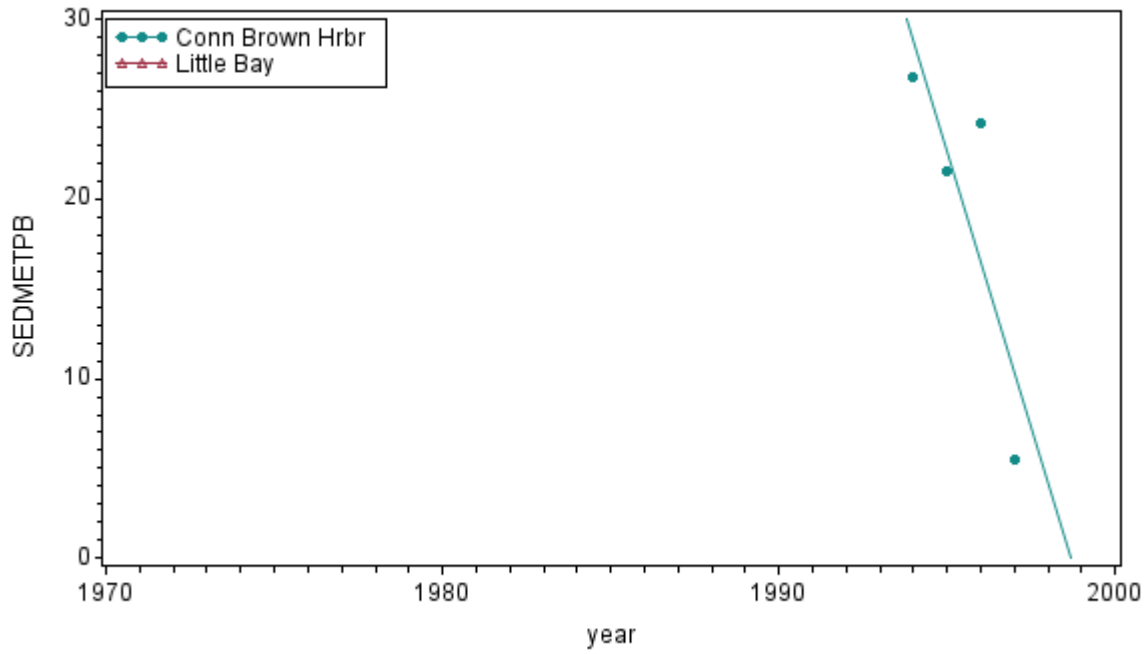
Regression Equation:
 $SEDMETHG(AU_Name:Conn\ Brown\ Hrbr) = 346.2032 - 0.1734 \cdot year$
 $SEDMETHG(AU_Name:Little\ Bay) = 0 + 0 \cdot year$



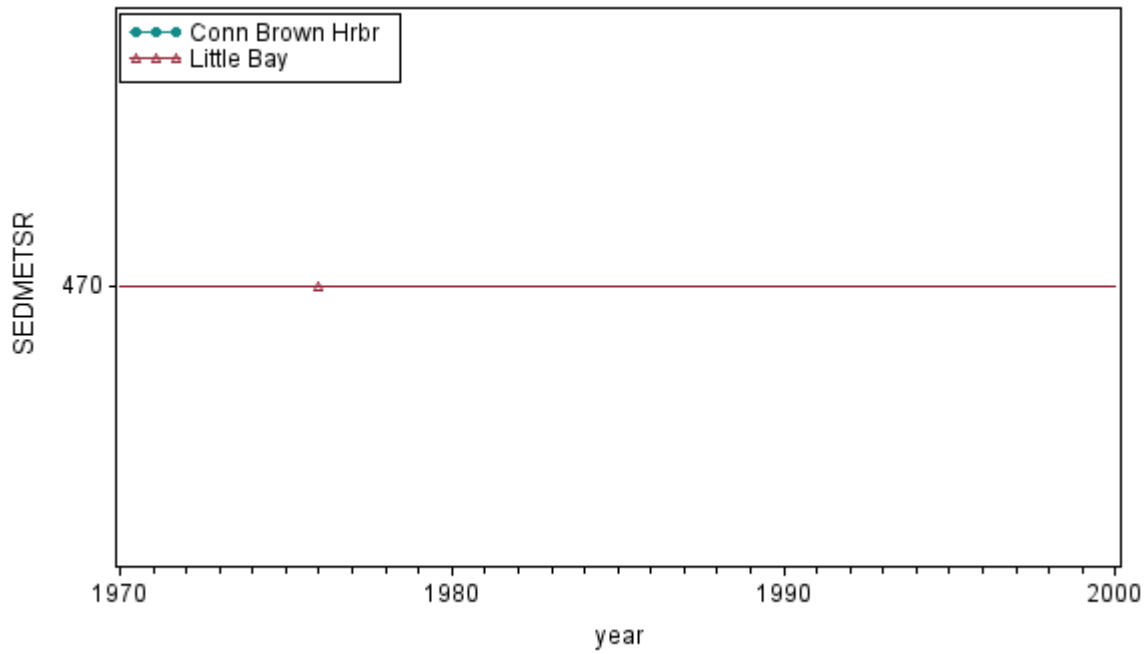
Regression Equation:
 SEDMETMN(AU_Name:Conn Brown Hrbr) = 0+0*year
 SEDMETMN(AU_Name:Little Bay) = 34+0*year



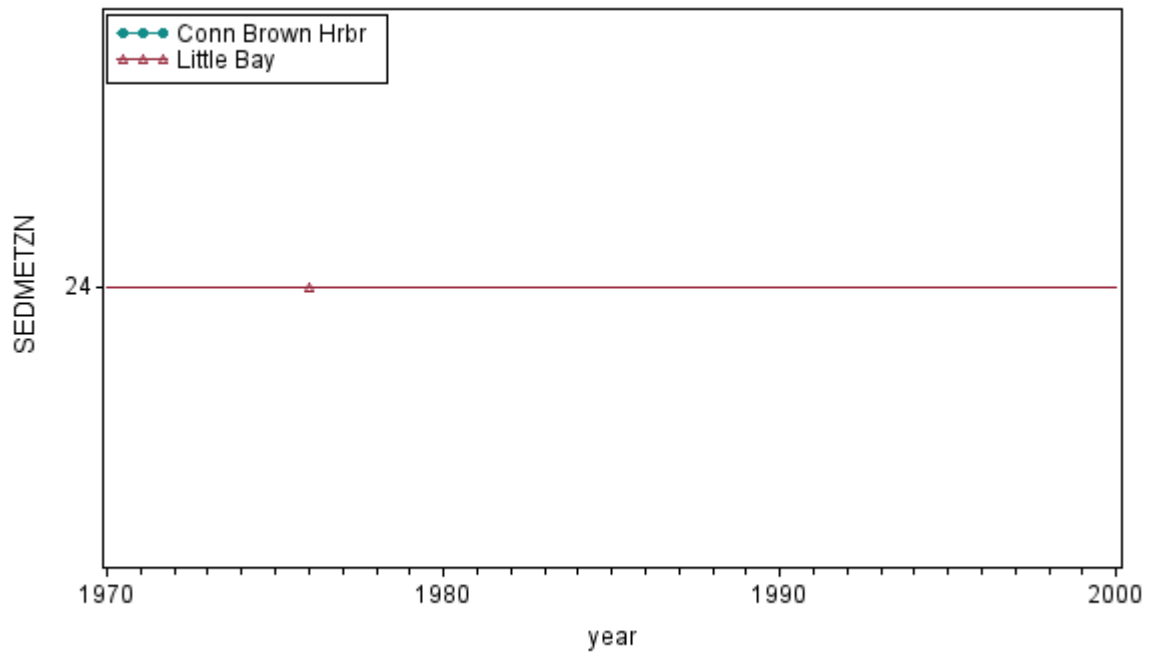
Regression Equation:
 SEDMETNI(AU_Name:Conn Brown Hrbr) = 20.5+0*year
 SEDMETNI(AU_Name:Little Bay) = 0+0*year



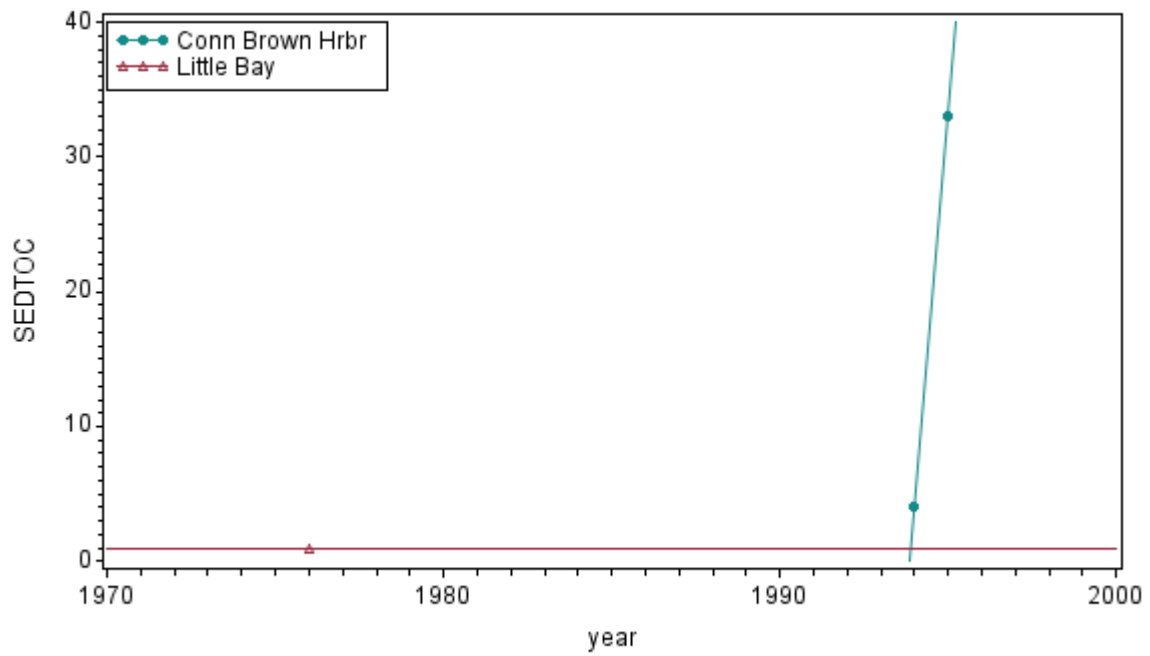
Regression Equation:
 SEDMETPB(AU Name:Conn Brown Hrbr) = 12219.97 - 6.114*year
 SEDMETPB(AU Name:Little Bay) = 0 + 0*year



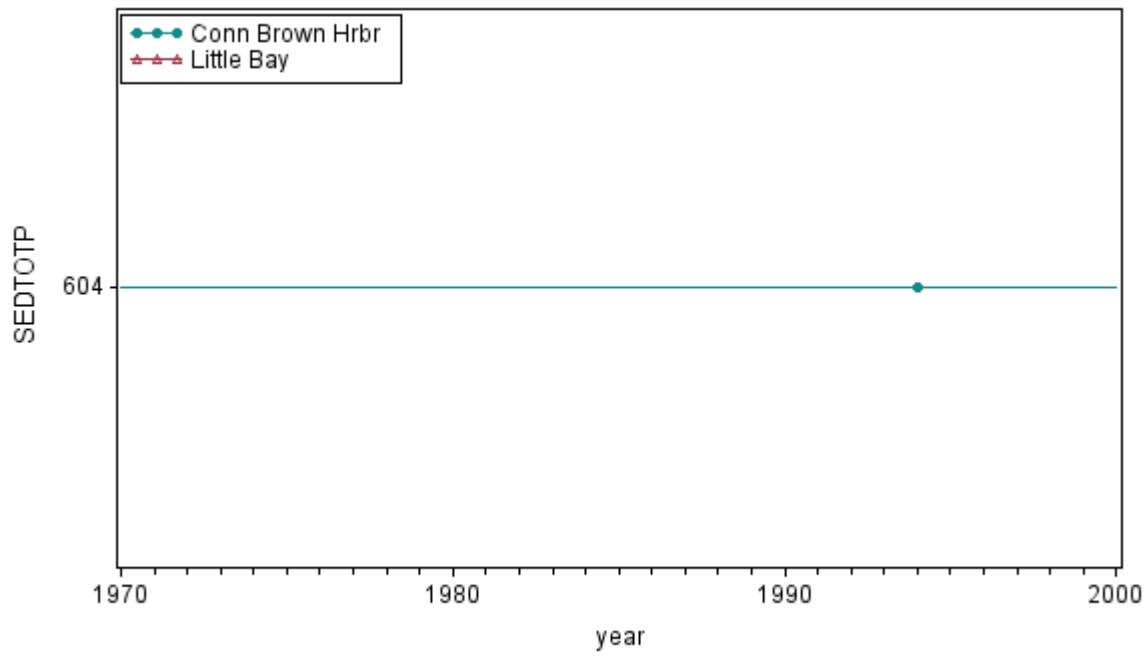
Regression Equation:
 SEDMETSR(AU Name:Conn Brown Hrbr) = 0 + 0*year
 SEDMETSR(AU Name:Little Bay) = 470 + 0*year



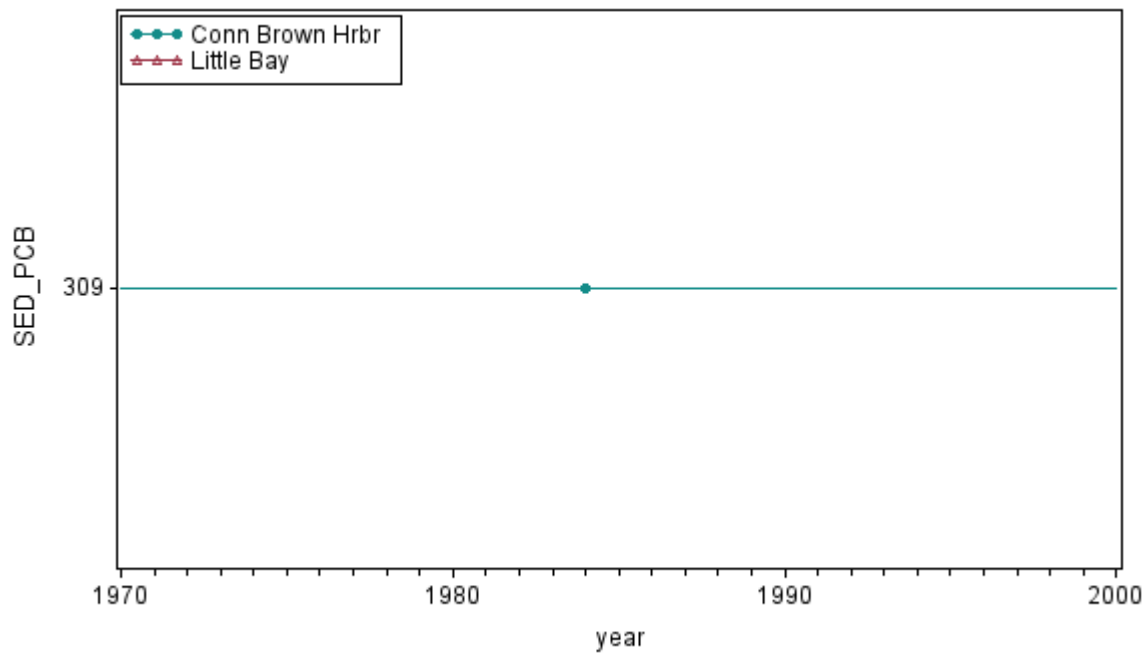
Regression Equation:
 SEDMETZN(AU_Name:Conn Brown Hrbr) = 0 + 0*year
 SEDMETZN(AU_Name:Little Bay) = 24 + 0*year



Regression Equation:
 SEDTOC(AU_Name:Conn Brown Hrbr) = -57861.9 + 29.02*year
 SEDTOC(AU_Name:Little Bay) = 1 + 0*year

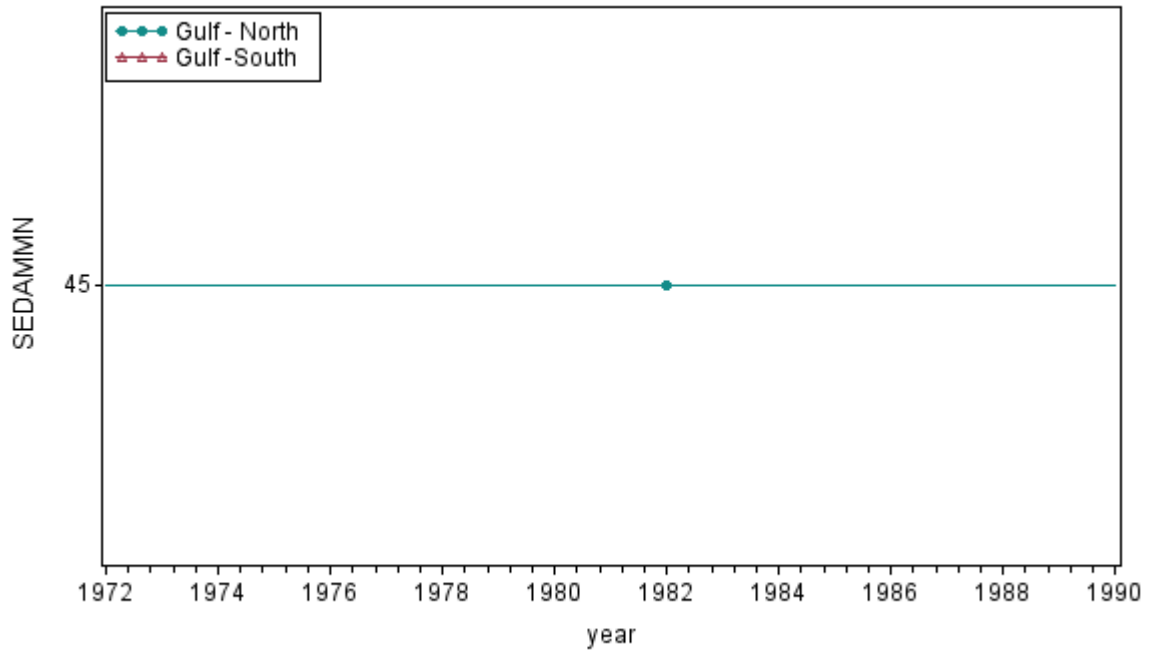


Regression Equation:
 SEDTOTP(AU_Name:Conn Brown Hrbr) = 604 + 0*year
 SEDTOTP(AU_Name:Little Bay) = 0 + 0*year

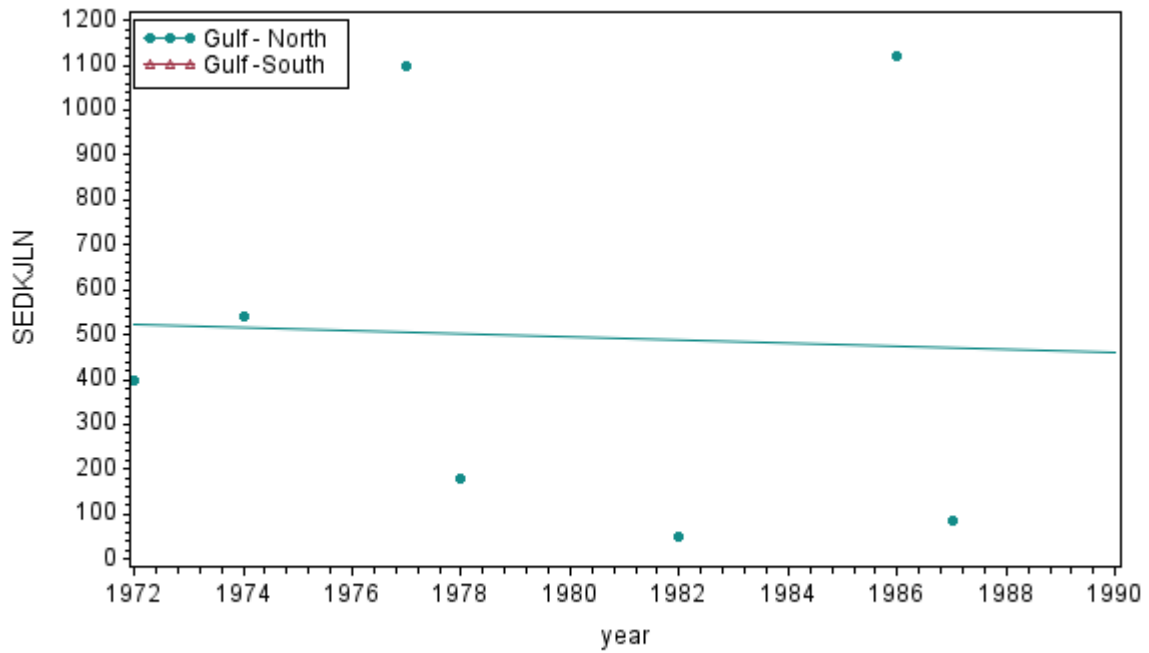


Regression Equation:
 SED_PCB(AU_Name:Conn Brown Hrbr) = 309 + 0*year
 SED_PCB(AU_Name:Little Bay) = 0 + 0*year

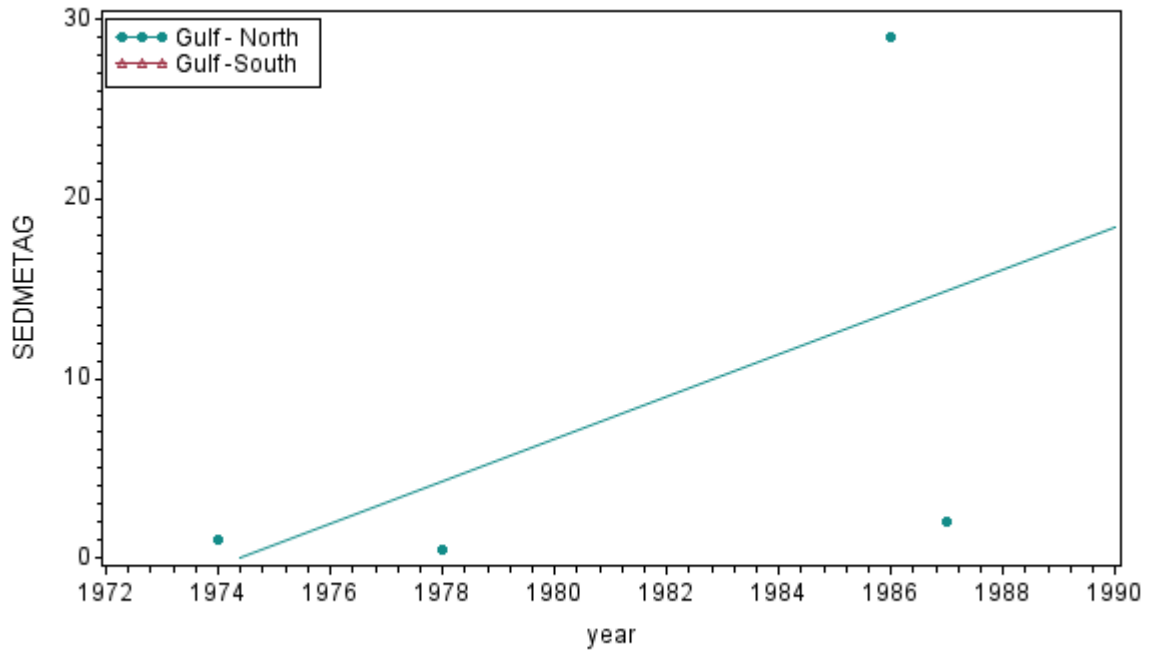
SQ8: Nearshore Gulf of Mexico



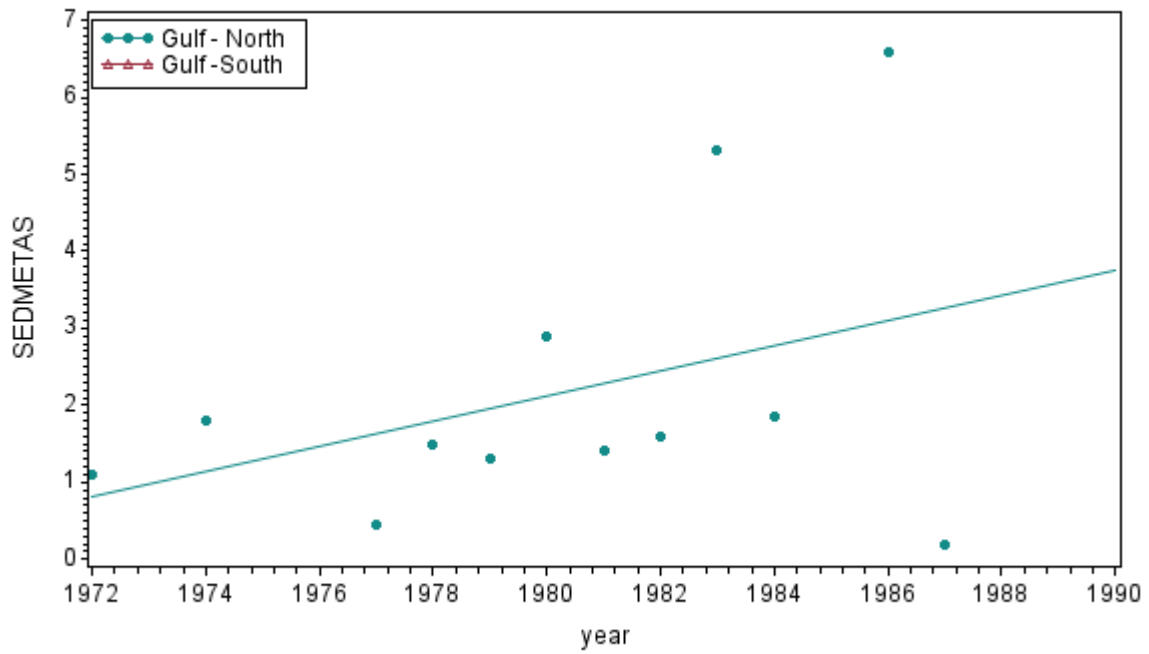
Regression Equation:
 SEDAMMN(AU_Name:Gulf-North) = 45 + 0*year
 SEDAMMN(AU_Name:Gulf-South) = 0 + 0*year



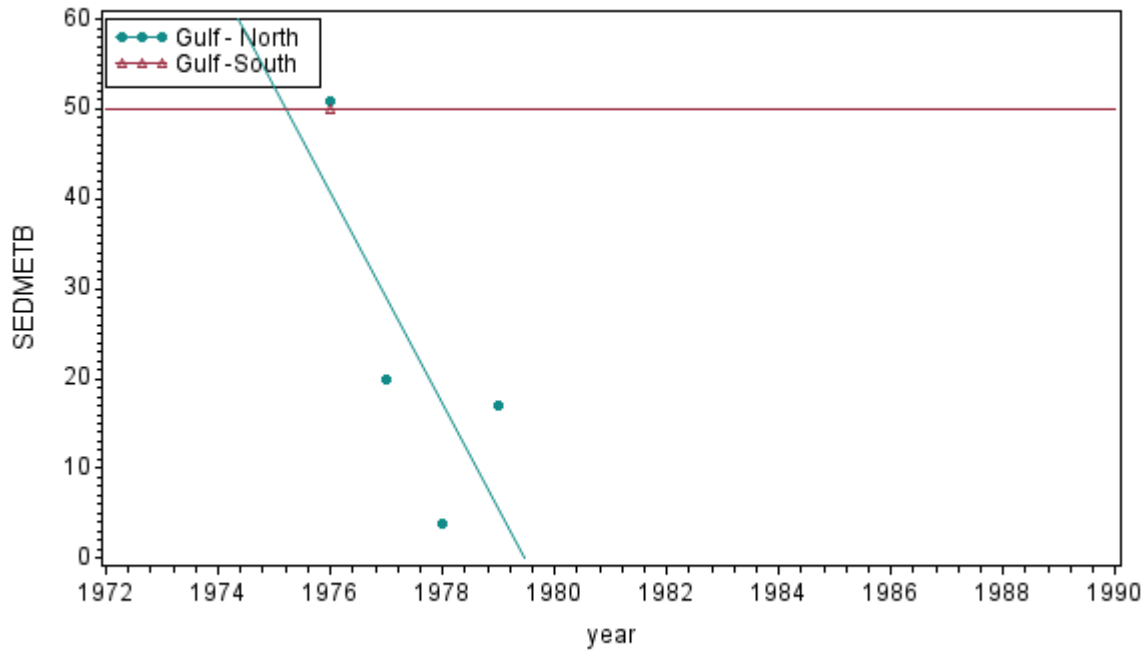
Regression Equation:
 SEDKJLN(AU_Name:Gulf-North) = 7239.446 - 3.406295*year
 SEDKJLN(AU_Name:Gulf-South) = 0 + 0*year



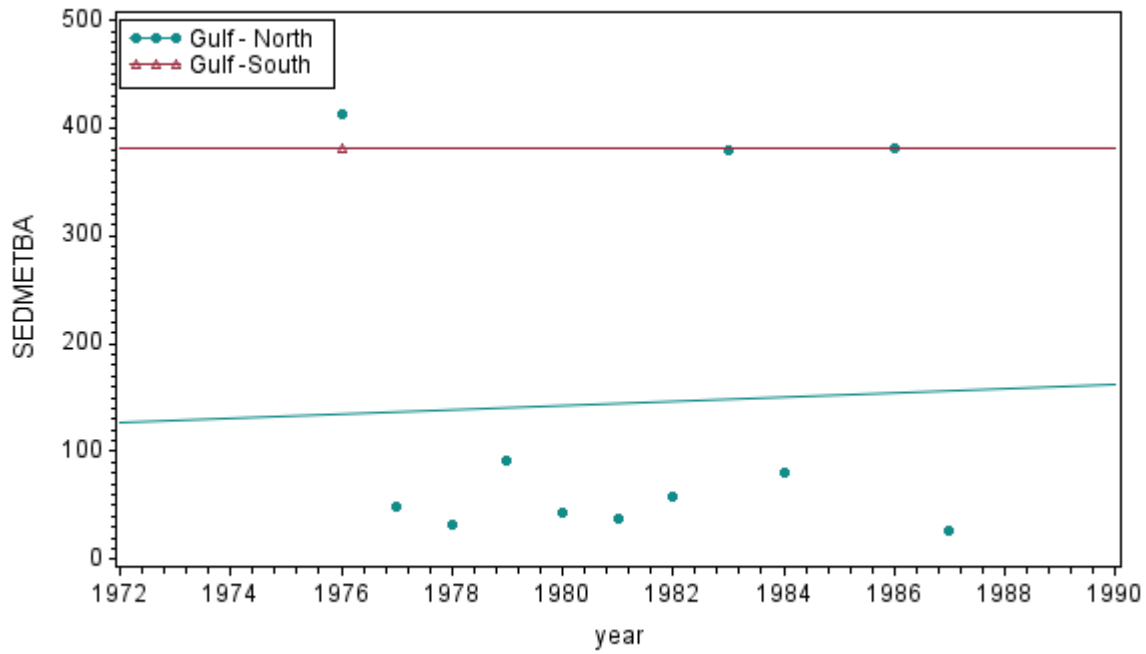
Regression Equation:
 SEDMETAG(AU^Name.Gulf-North) = -2333.376 + 1.181832*year
 SEDMETAG(AU^Name.Gulf-South) = 0 + 0*year



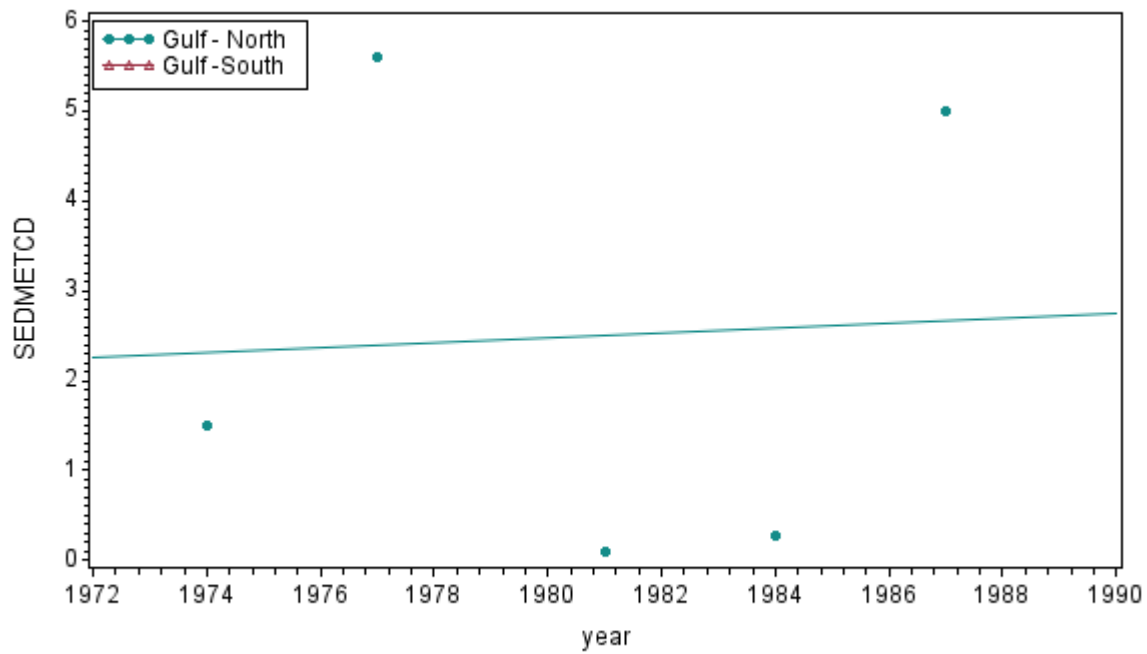
Regression Equation:
 SEDMETAS(AU^Name.Gulf-North) = -320.0726 + 0.162727*year
 SEDMETAS(AU^Name.Gulf-South) = 0 + 0*year



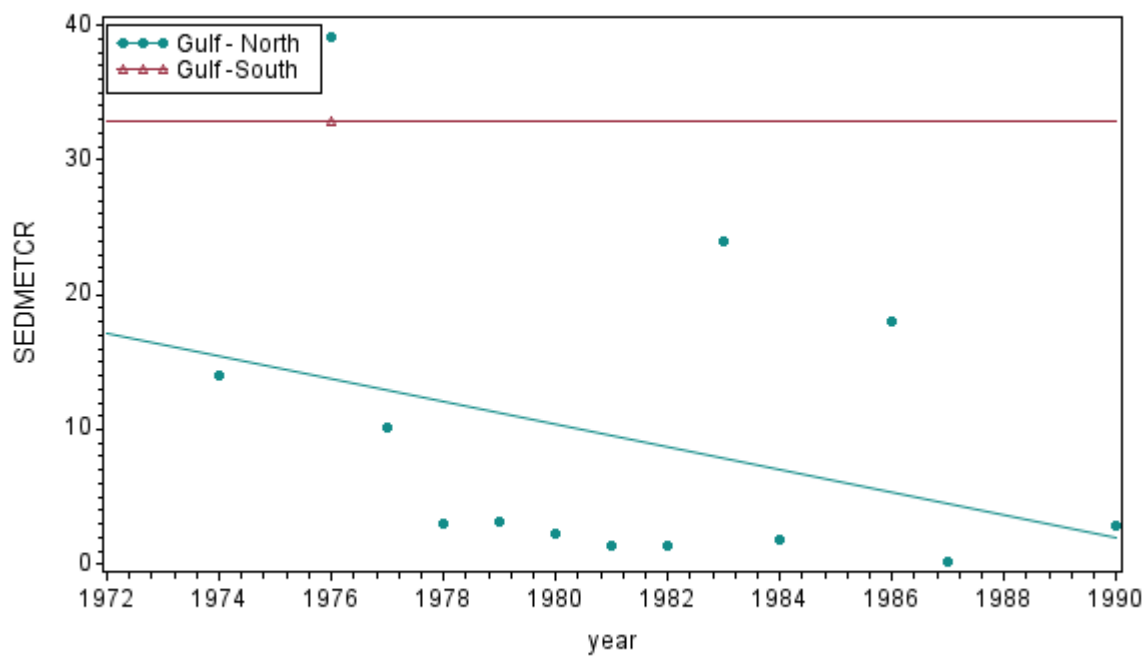
Regression Equation:
 SEDMETB(AU_Name.Gulf-North) = 23329.17 - 11.78571*year
 SEDMETB(AU_Name.Gulf-South) = 49.89631 + 0*year



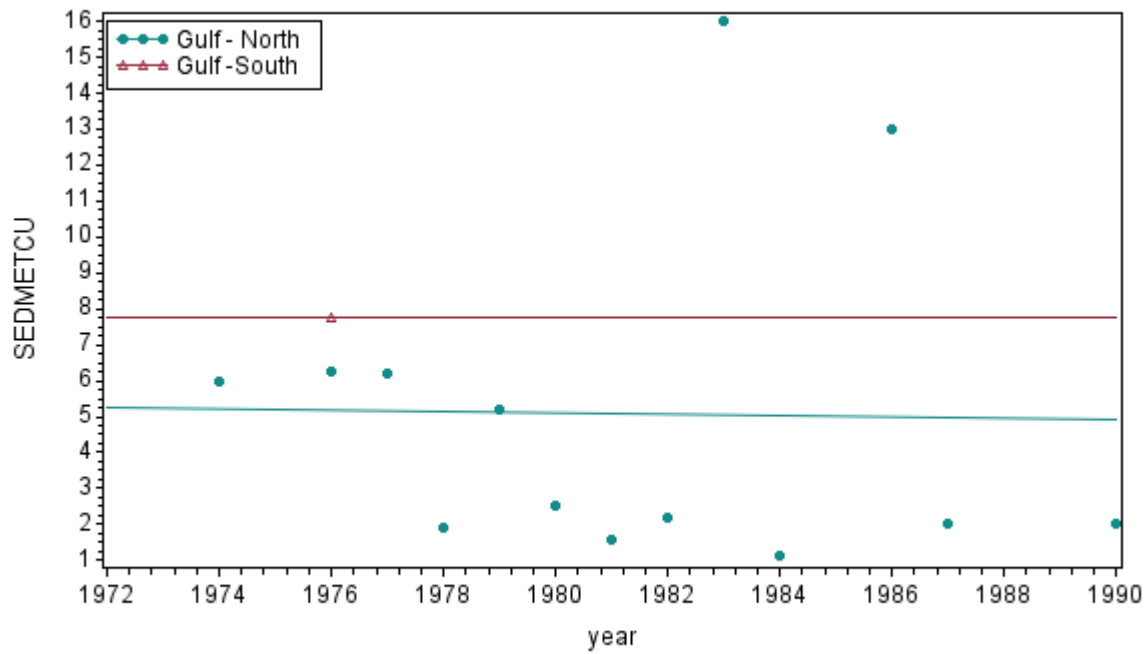
Regression Equation:
 SEDMETBA(AU_Name.Gulf-North) = -3676.348 + 1.928672*year
 SEDMETBA(AU_Name.Gulf-South) = 382.2034 + 0*year



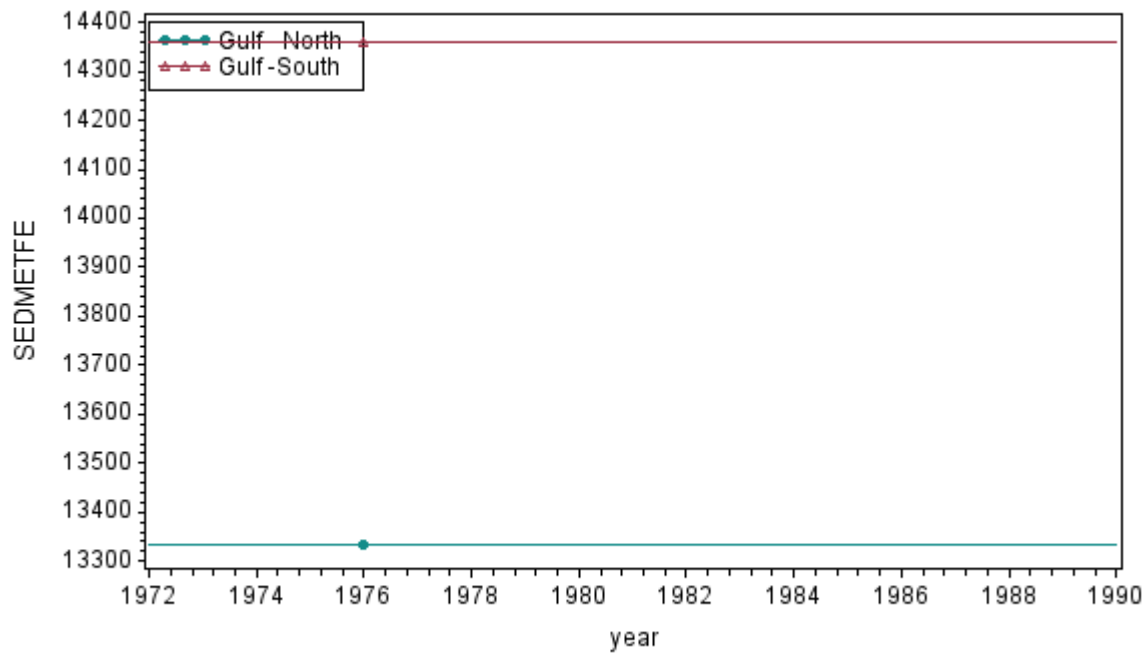
Regression Equation:
 SEDMETCD(AU_Name.Gulf-North) = -50.68275 + 0.02685*year
 SEDMETCD(AU_Name.Gulf-South) = 0 + 0*year



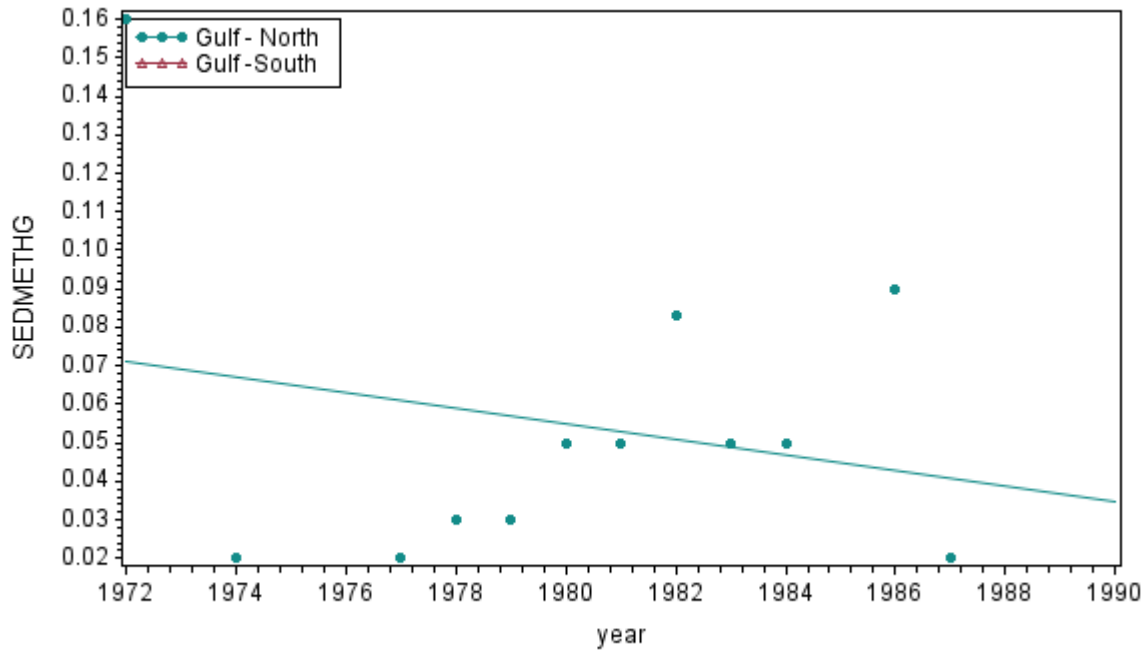
Regression Equation:
 SEDMETCR(AU_Name.Gulf-North) = 1672.52 - 0.839442*year
 SEDMETCR(AU_Name.Gulf-South) = 32.9 + 0*year



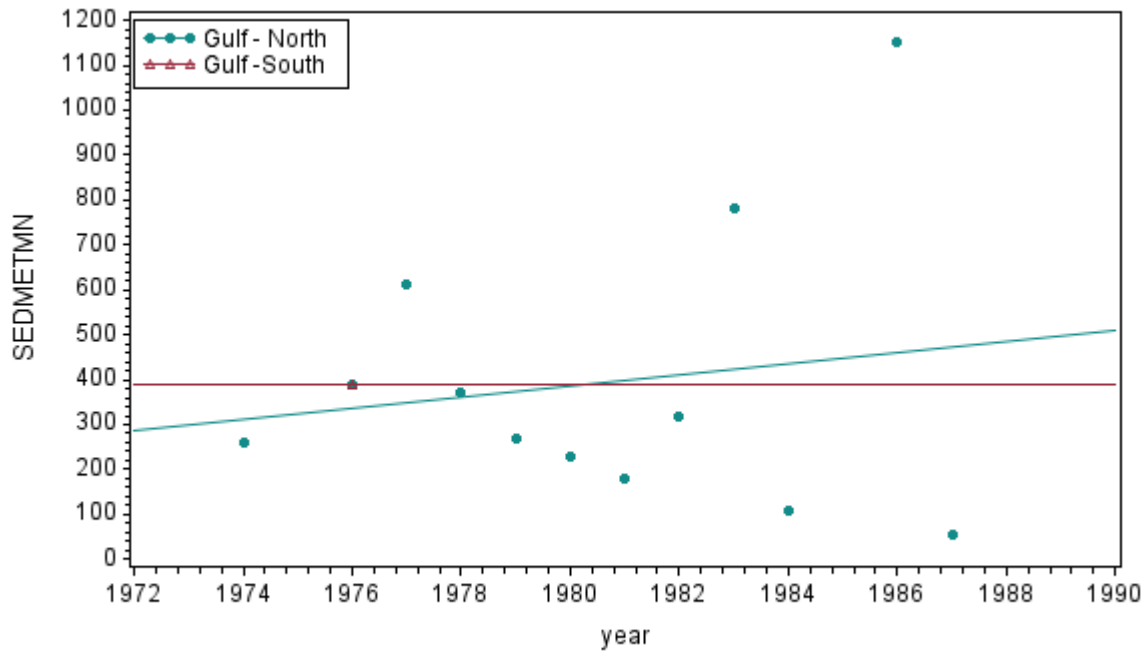
Regression Equation:
 SEDMETCU(AU_Name.Gulf-North) = 38.91181 - 0.0117079*year
 SEDMETCU(AU_Name.Gulf-South) = 7.754237 + 0*year



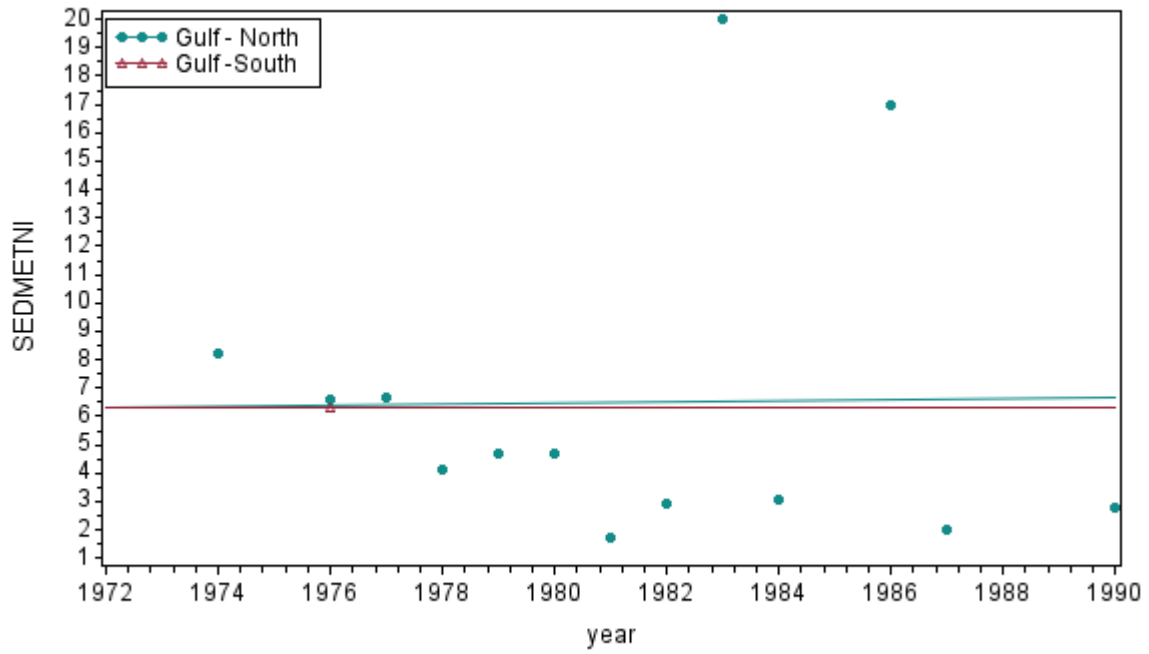
Regression Equation:
 SEDMETFE(AU_Name.Gulf-North) = 13334.29 + 0*year
 SEDMETFE(AU_Name.Gulf-South) = 14357.63 + 0*year



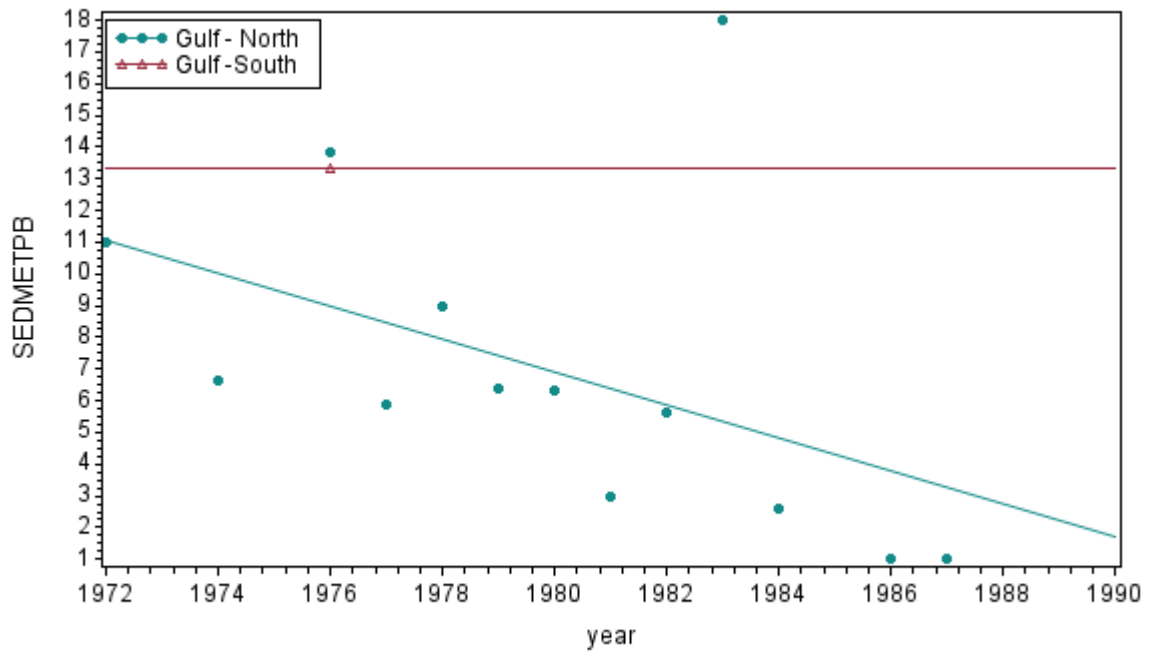
Regression Equation:
 SEDMETHG(AU_Name.Gulf-North) = 4.103148 - 0.002045*year
 SEDMETHG(AU_Name.Gulf-South) = 0 + 0*year



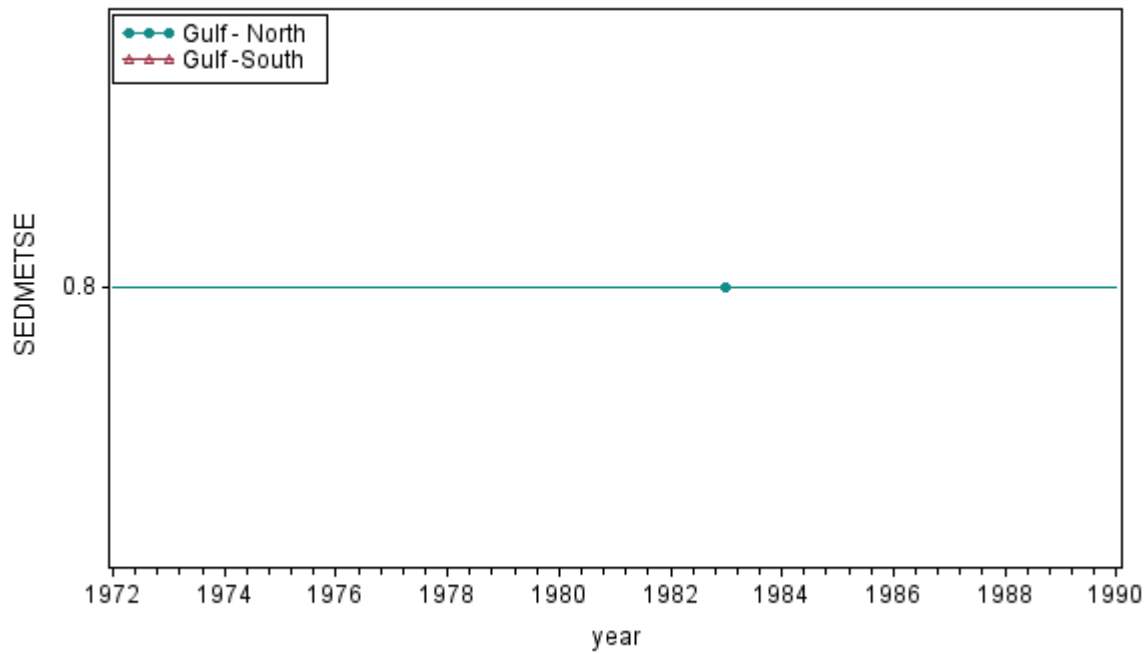
Regression Equation:
 SEDMETMN(AU_Name.Gulf-North) = -23932.02 + 12.28222*year
 SEDMETMN(AU_Name.Gulf-South) = 387.7966 + 0*year



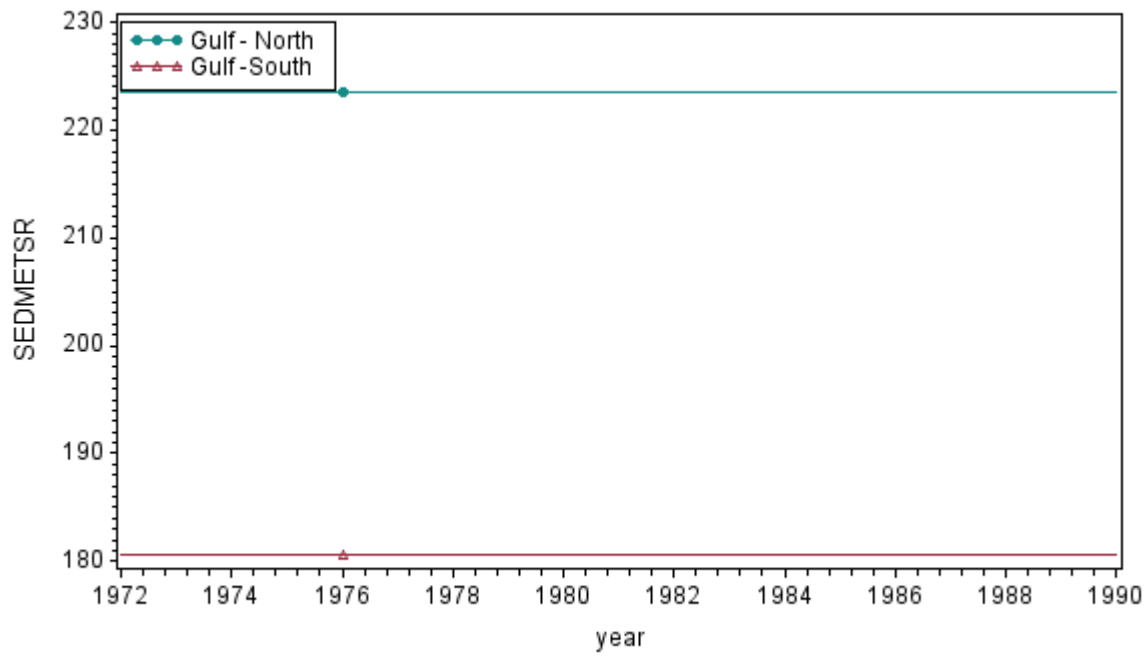
Regression Equation:
 SEDMETNI(AU Name:Gulf-North) = -25.81625 + 0.016311*year
 SEDMETNI(AU Name:Gulf-South) = 6.337288 + 0*year



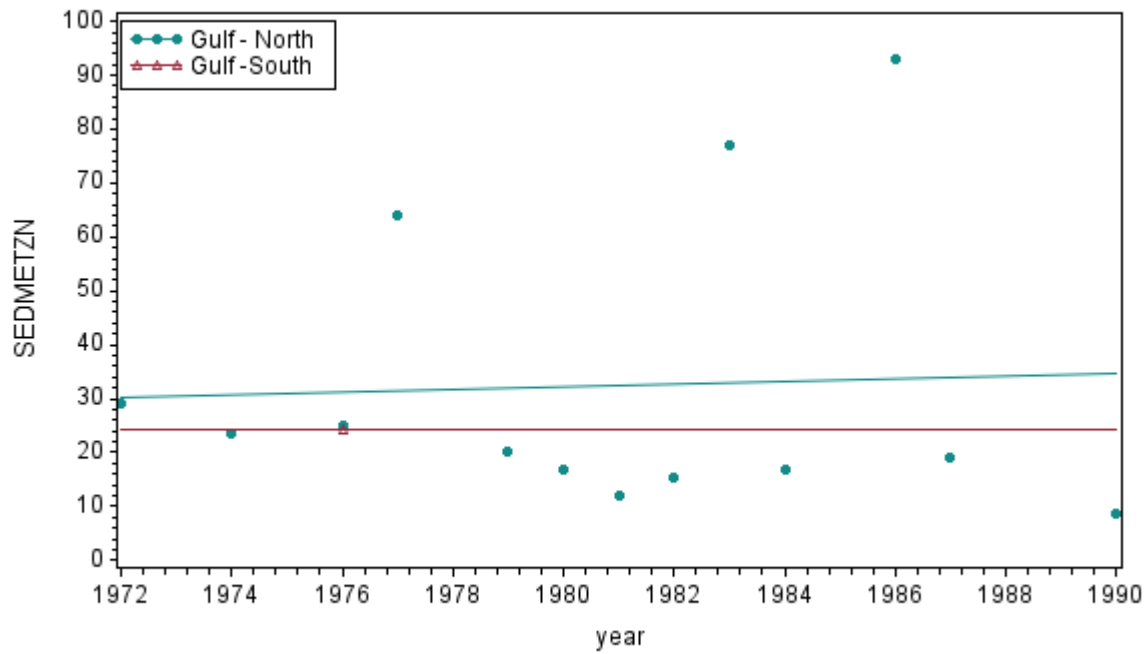
Regression Equation:
 SEDMETPB(AU Name:Gulf-North) = 1031.577 - 0.517512*year
 SEDMETPB(AU Name:Gulf-South) = 13.34138 + 0*year



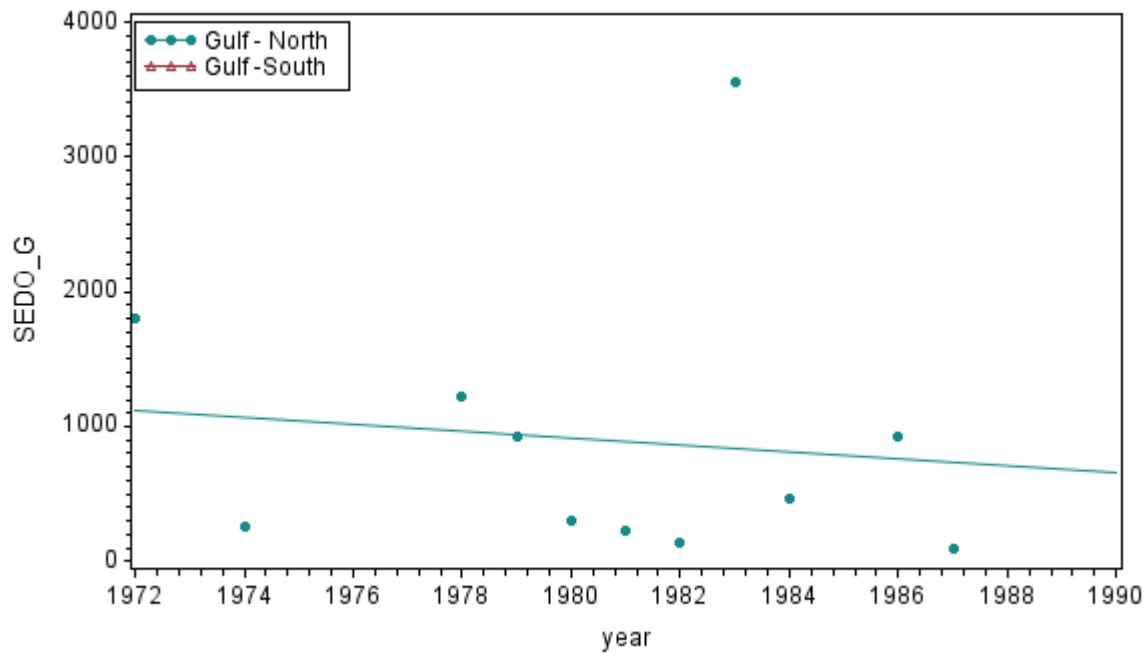
Regression Equation:
 $SEDMETSE(AU_Name.Gulf-North) = 0.8 + 0 \cdot year$
 $SEDMETSE(AU_Name.Gulf-South) = 0 + 0 \cdot year$



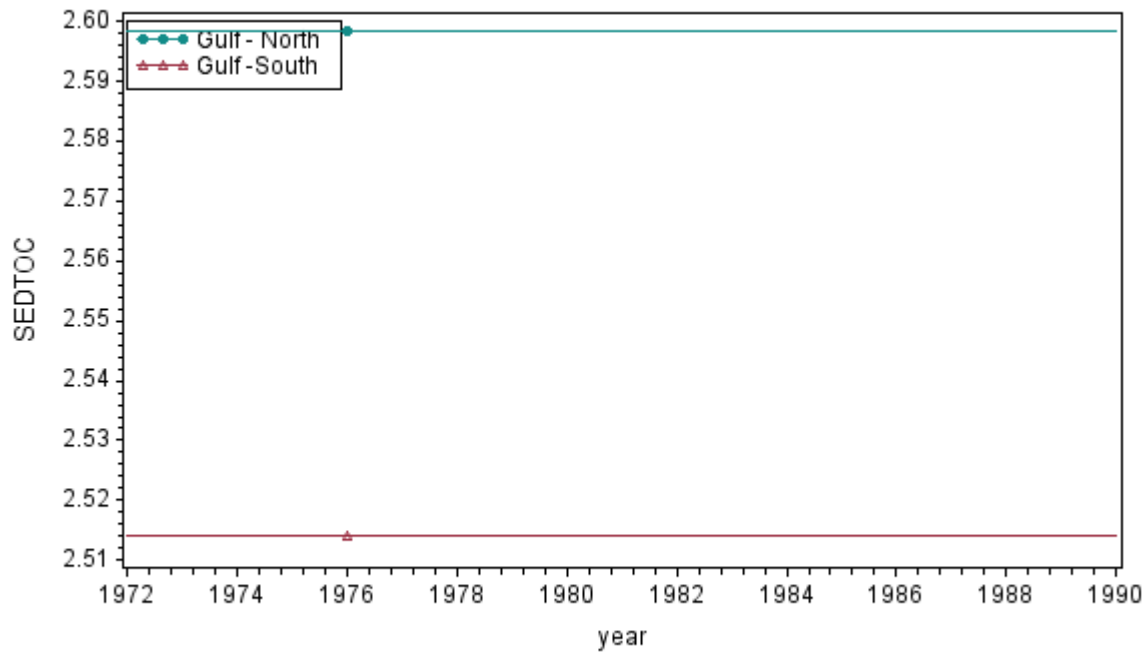
Regression Equation:
 $SEDMETSr(AU_Name.Gulf-North) = 223.4286 + 0 \cdot year$
 $SEDMETSr(AU_Name.Gulf-South) = 180.5254 + 0 \cdot year$



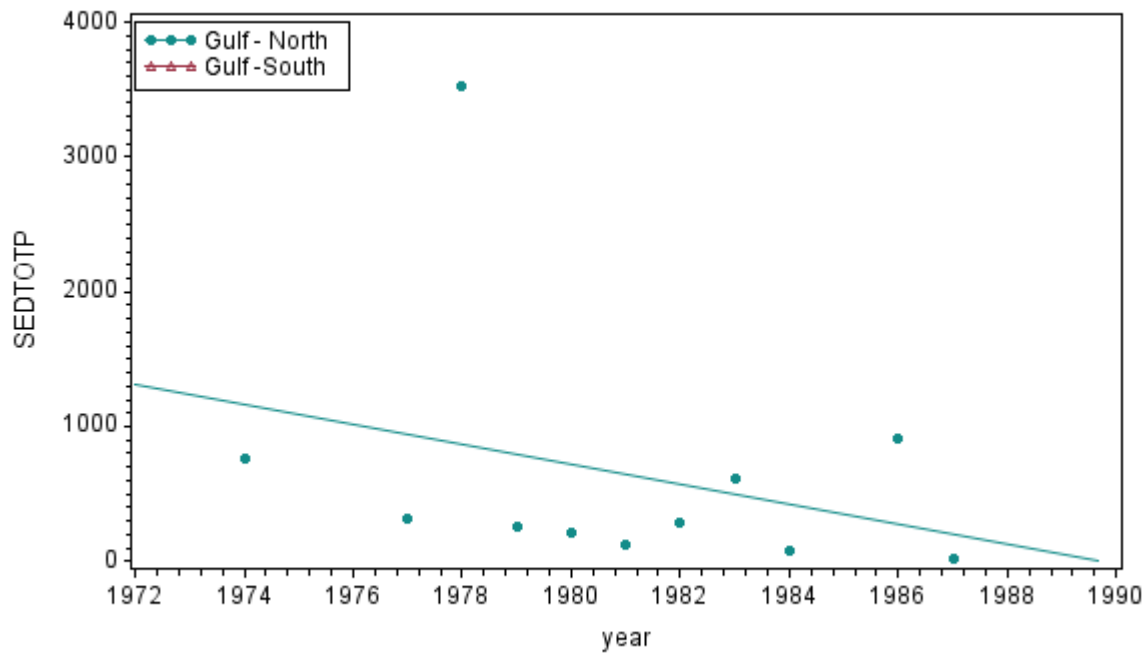
Regression Equation:
 SEDMETZN(AU_Name:Gulf-North) = -440.7173 + 0.238835*year
 SEDMETZN(AU_Name:Gulf-South) = 24.14815 + 0*year



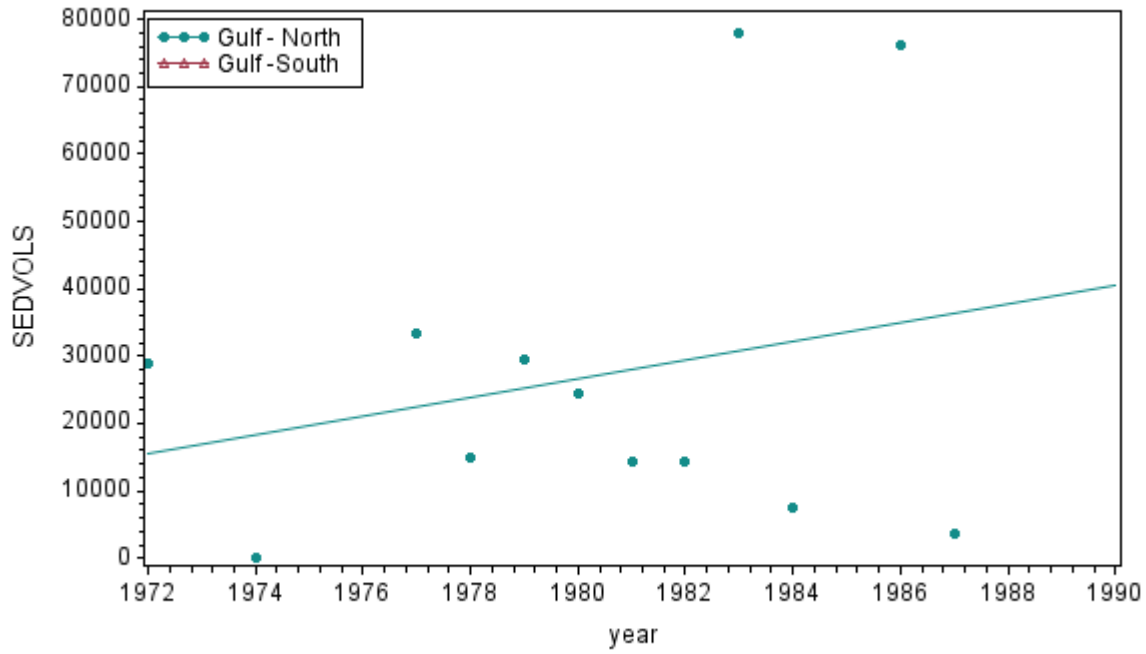
Regression Equation:
 SEDO_G(AU_Name:Gulf-North) = 52308.98 - 25.95656*year
 SEDO_G(AU_Name:Gulf-South) = 0 + 0*year



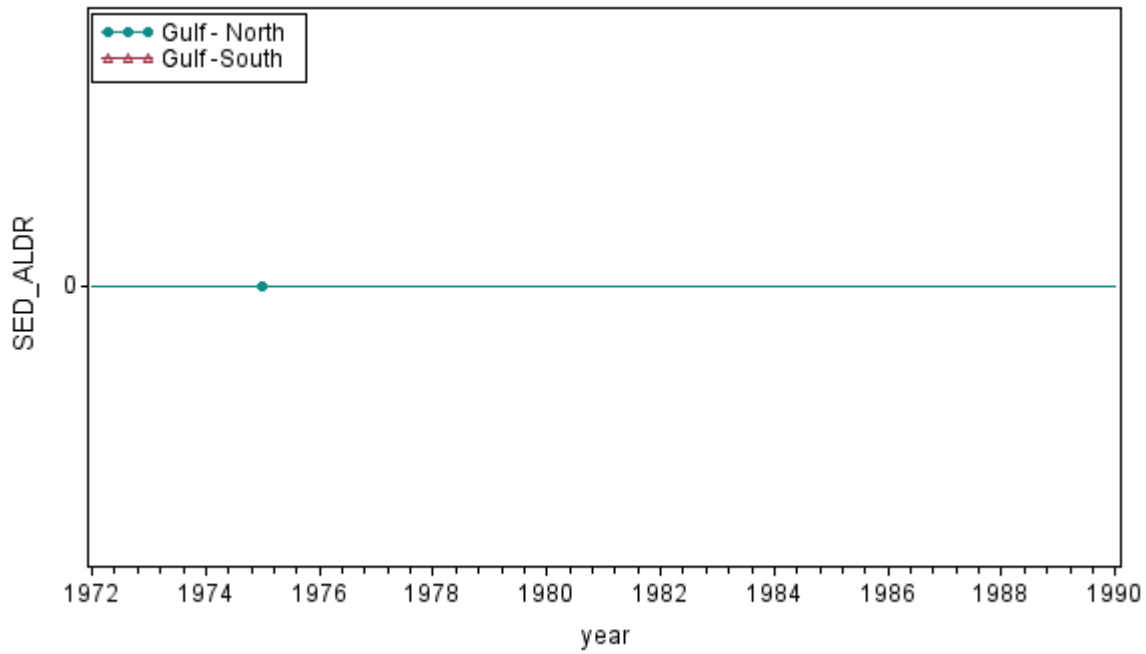
Regression Equation:
 SEDTOC(AU_Name:Gulf-North) = 2.598214 + 0*year
 SEDTOC(AU_Name:Gulf-South) = 2.514124 + 0*year



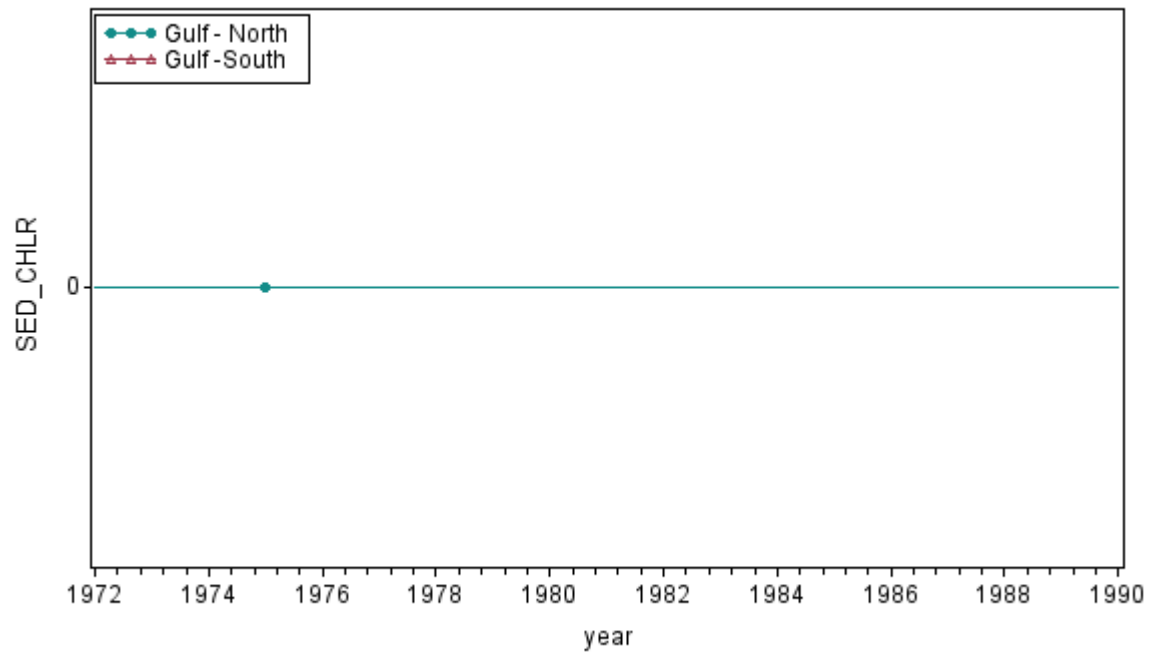
Regression Equation:
 SEDTOTP(AU_Name:Gulf-North) = 147919.3 - 74.34416*year
 SEDTOTP(AU_Name:Gulf-South) = 0 + 0*year



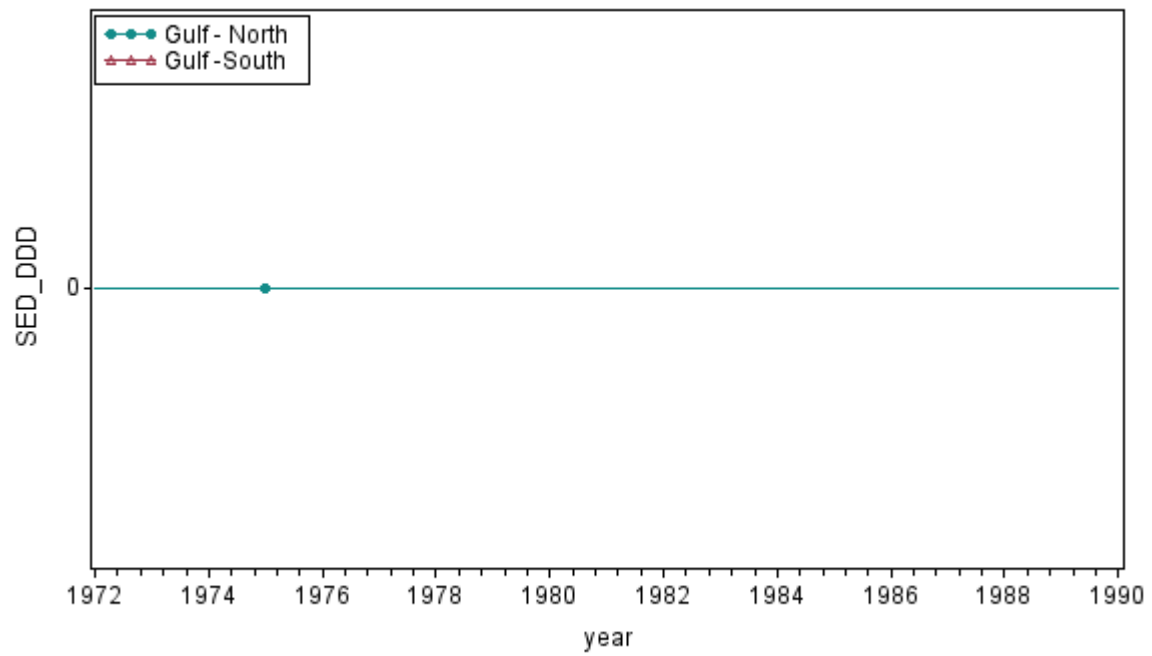
Regression Equation:
 SEDVOLS(AU_Name:Gulf-North) = -2717555 + 1386.019*year
 SEDVOLS(AU_Name:Gulf-South) = 0 + 0*year



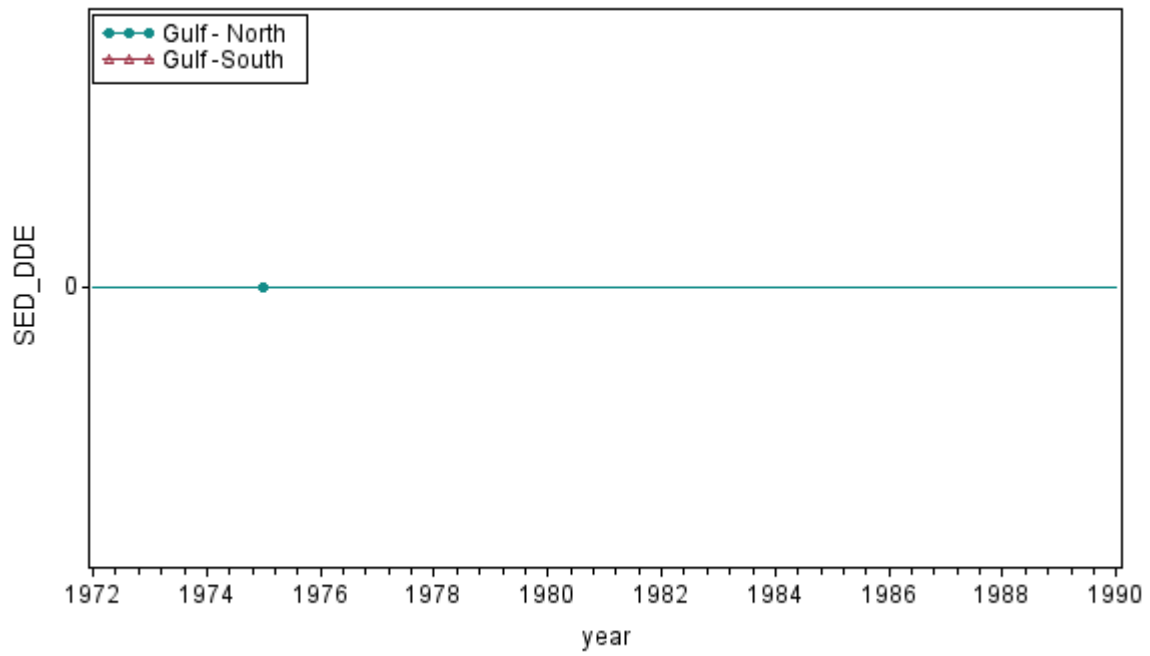
Regression Equation:
 SED_ALDR(AU_Name:Gulf-North) = 0 + 0*year
 SED_ALDR(AU_Name:Gulf-South) = 0 + 0*year



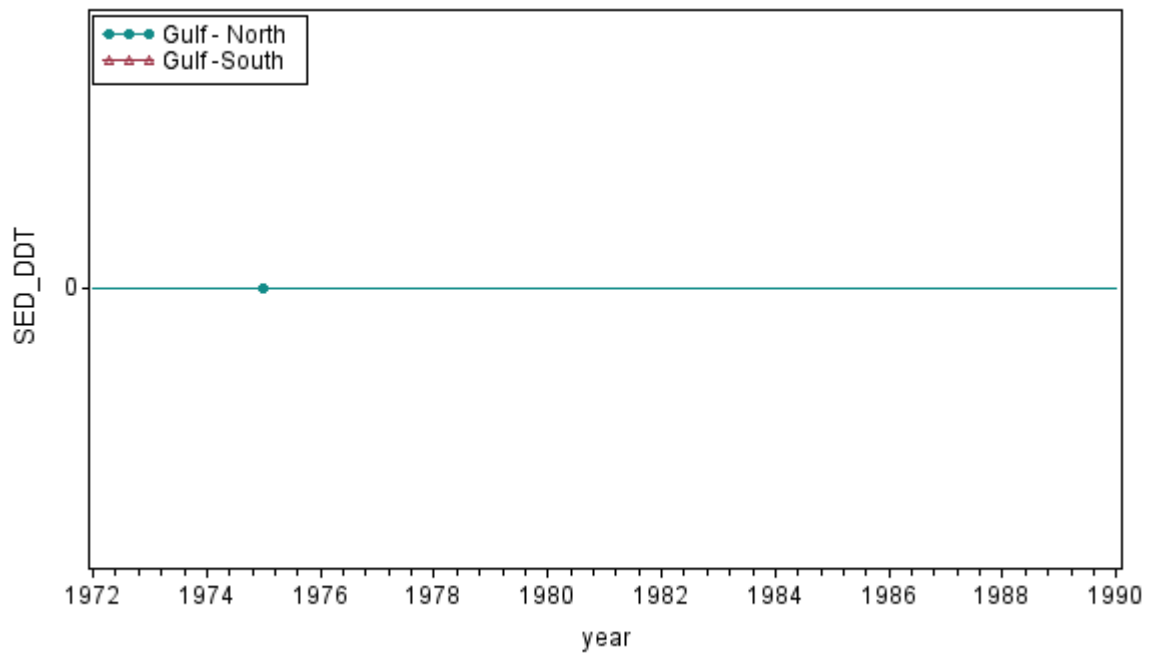
Regression Equation:
 SED_CHLR(AU_Name:Gulf-North) = 0 + 0*year
 SED_CHLR(AU_Name:Gulf-South) = 0 + 0*year



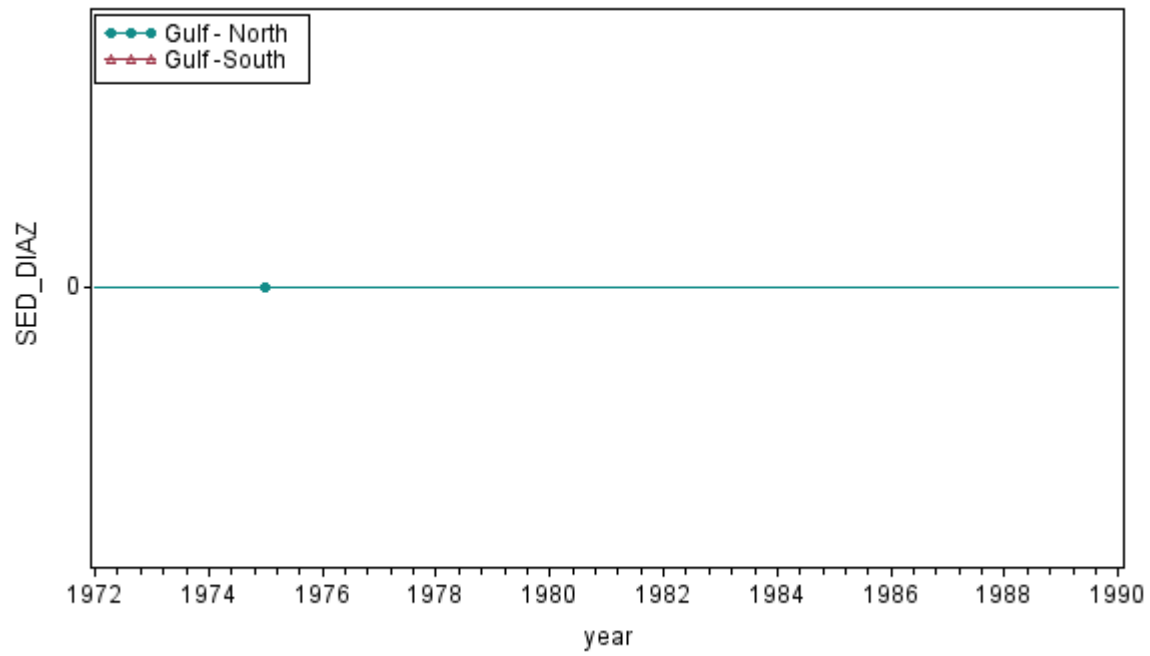
Regression Equation:
 SED_DDD(AU_Name:Gulf-North) = 0 + 0*year
 SED_DDD(AU_Name:Gulf-South) = 0 + 0*year



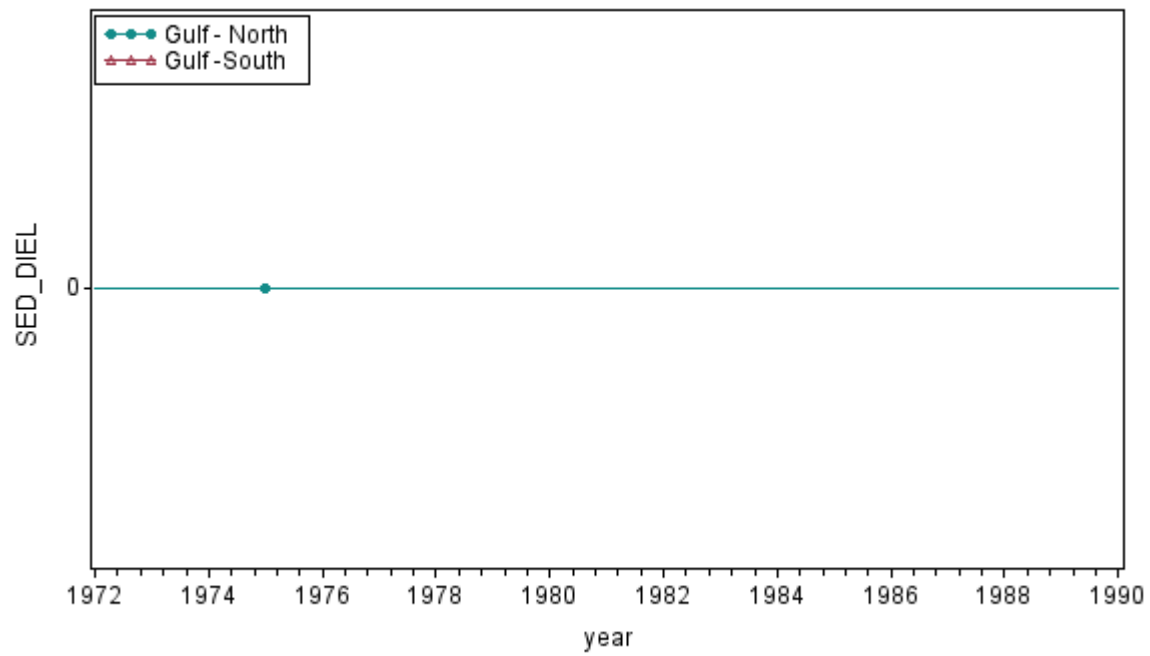
Regression Equation:
 $SED_DDE(AU_Name.Gulf-North) = 0 + 0 \cdot year$
 $SED_DDE(AU_Name.Gulf-South) = 0 + 0 \cdot year$



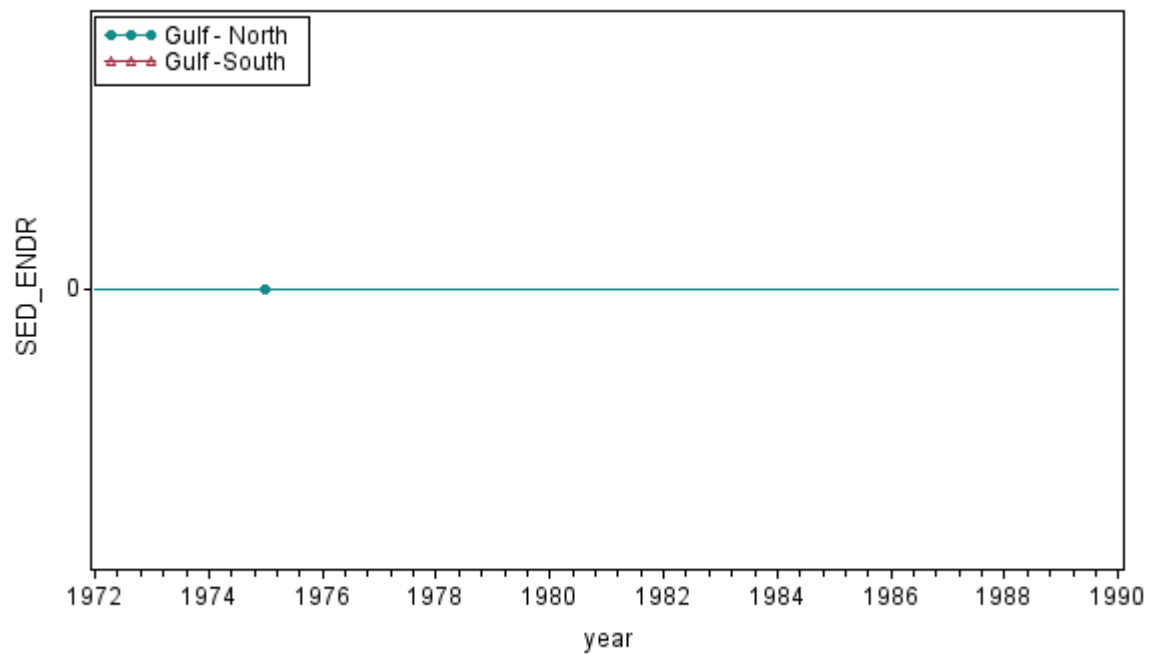
Regression Equation:
 $SED_DDT(AU_Name.Gulf-North) = 0 + 0 \cdot year$
 $SED_DDT(AU_Name.Gulf-South) = 0 + 0 \cdot year$



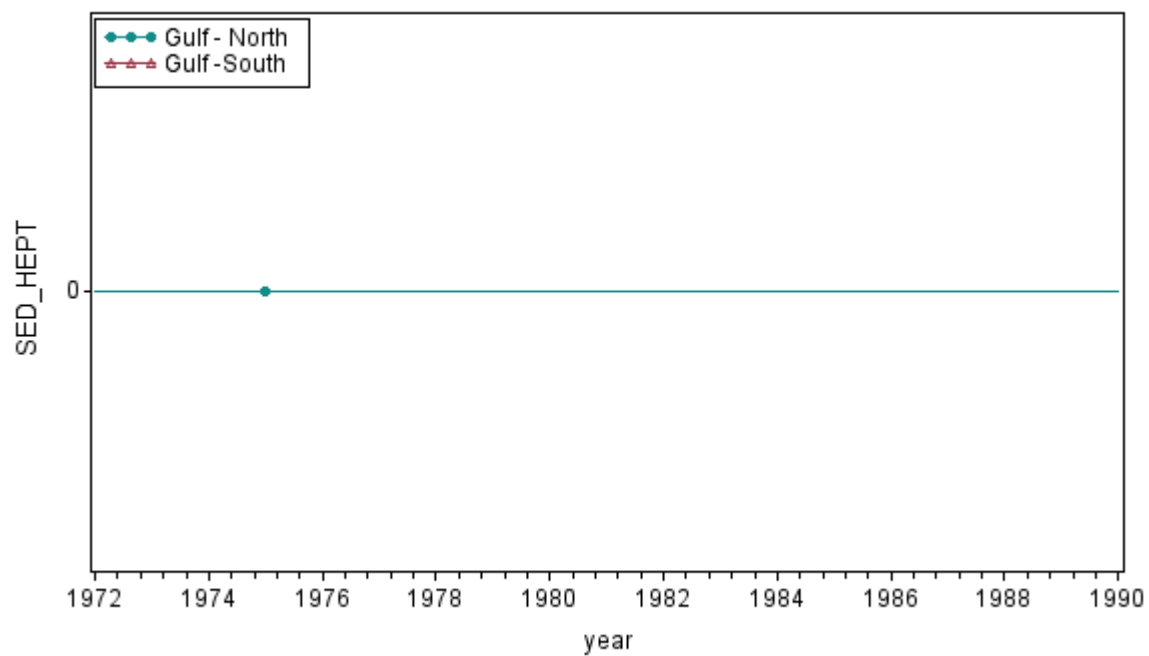
Regression Equation:
 SED_DIAZ(AU_Name.Gulf-North) = 0 + 0*year
 SED_DIAZ(AU_Name.Gulf-South) = 0 + 0*year



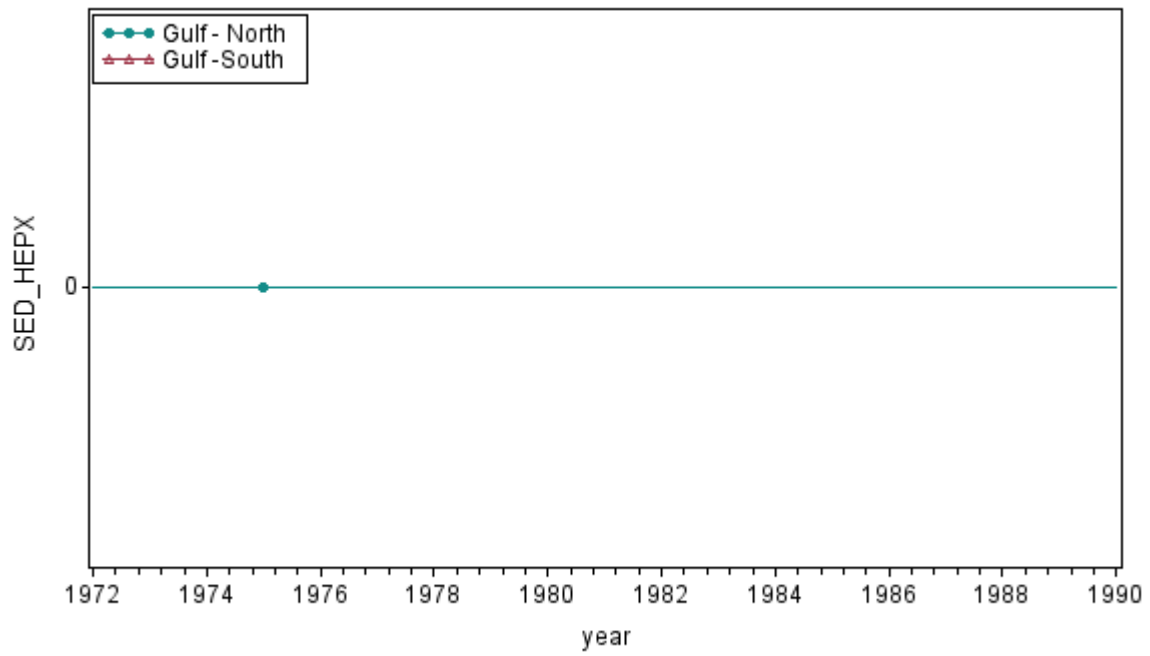
Regression Equation:
 SED_DIEL(AU_Name.Gulf-North) = 0 + 0*year
 SED_DIEL(AU_Name.Gulf-South) = 0 + 0*year



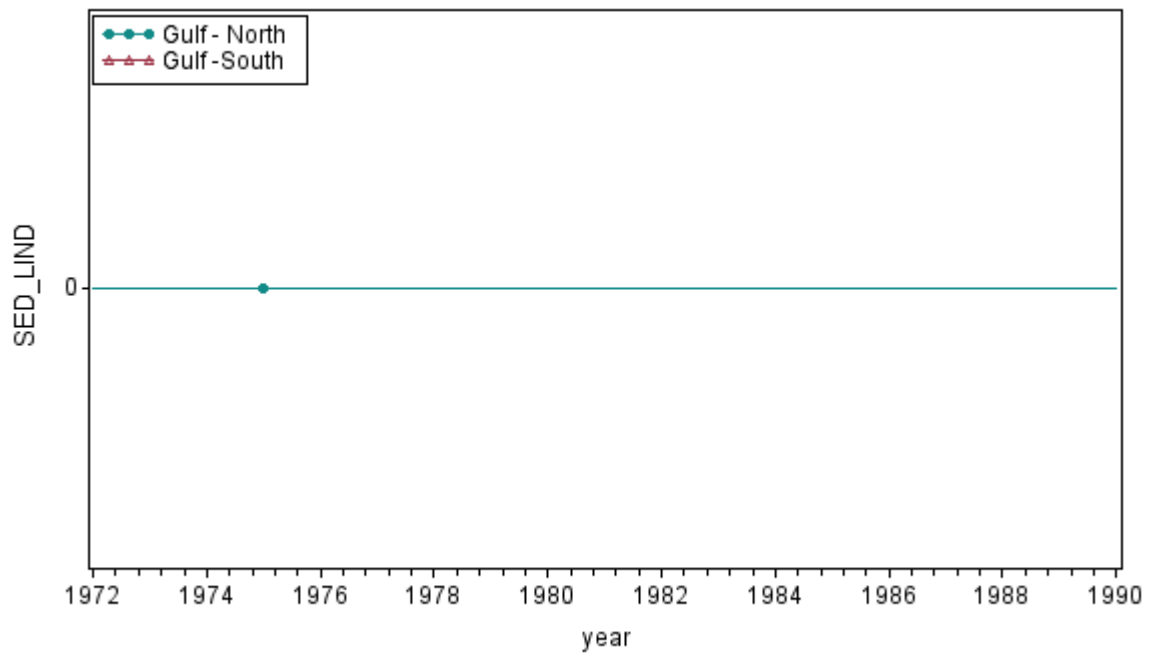
Regression Equation:
 $SED_ENDR(AU_Name:Gulf-North) = 0 + 0 \cdot year$
 $SED_ENDR(AU_Name:Gulf-South) = 0 + 0 \cdot year$



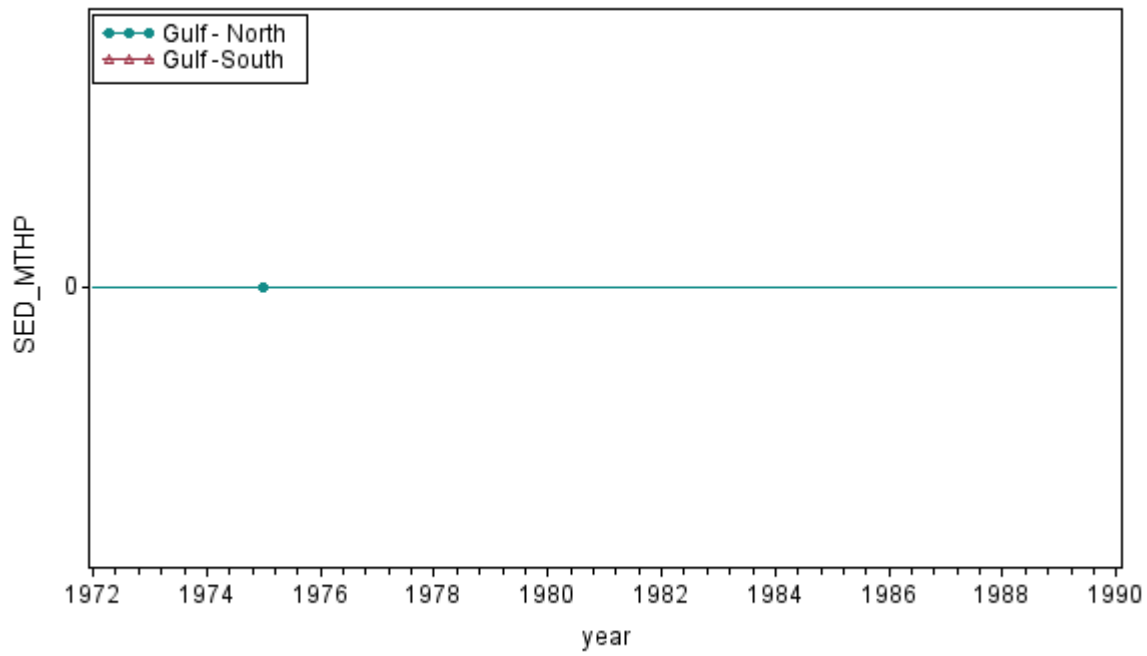
Regression Equation:
 $SED_HEPT(AU_Name:Gulf-North) = 0 + 0 \cdot year$
 $SED_HEPT(AU_Name:Gulf-South) = 0 + 0 \cdot year$



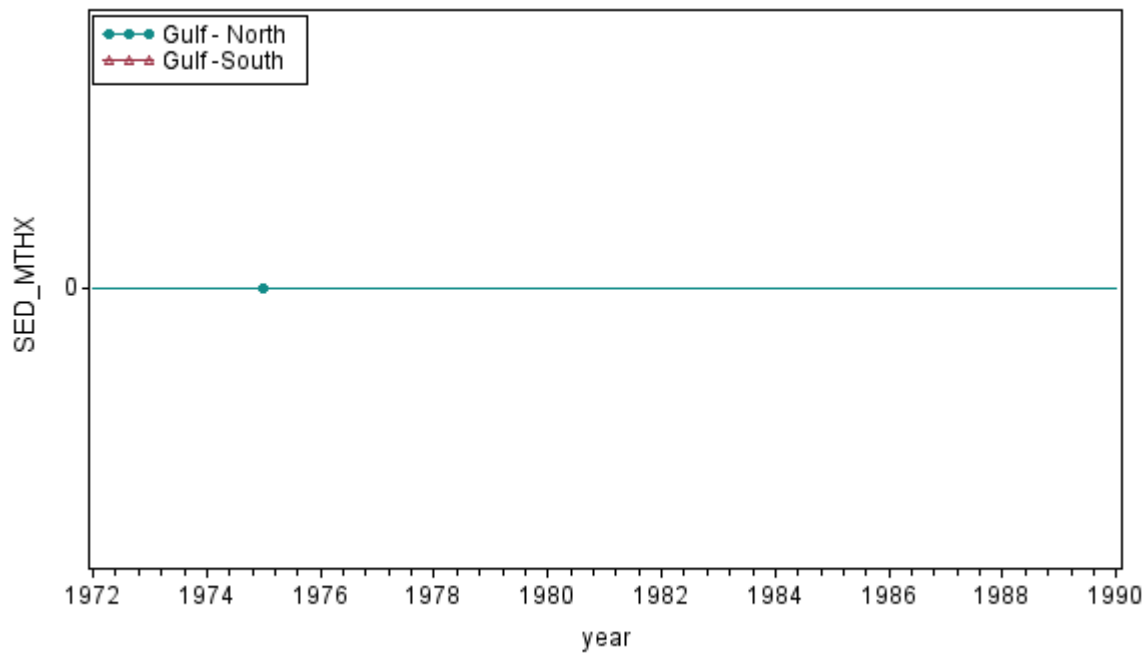
Regression Equation:
 $SED_HEPX(AU_Name:Gulf-North) = 0 + 0 \cdot year$
 $SED_HEPX(AU_Name:Gulf-South) = 0 + 0 \cdot year$



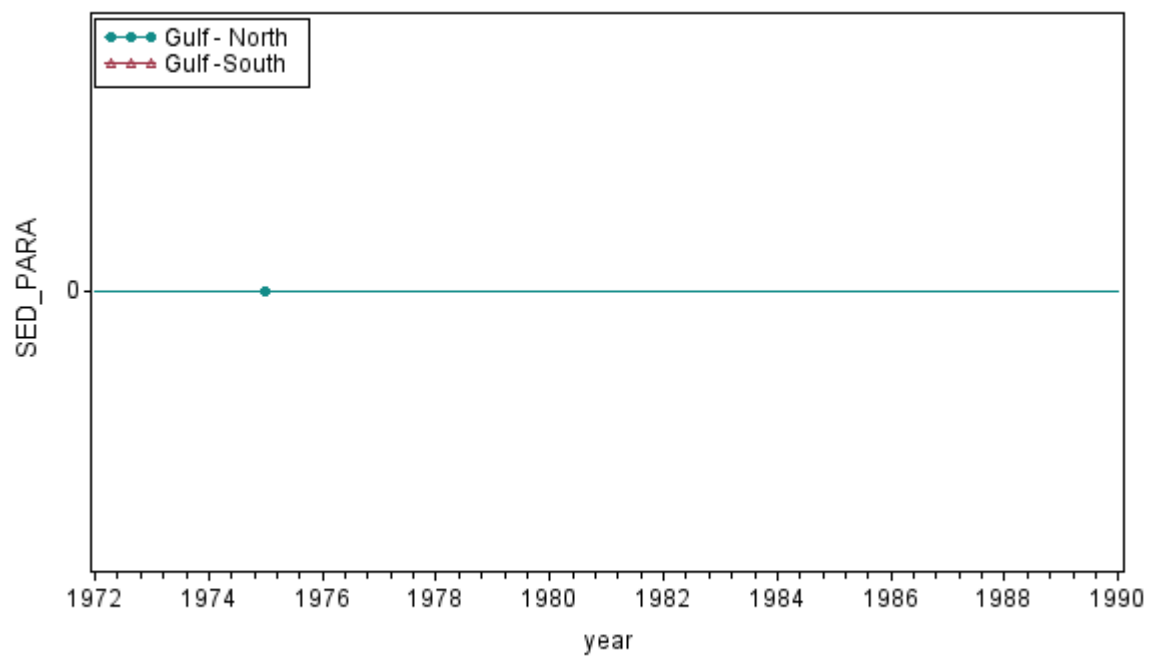
Regression Equation:
 $SED_LIND(AU_Name:Gulf-North) = 0 + 0 \cdot year$
 $SED_LIND(AU_Name:Gulf-South) = 0 + 0 \cdot year$



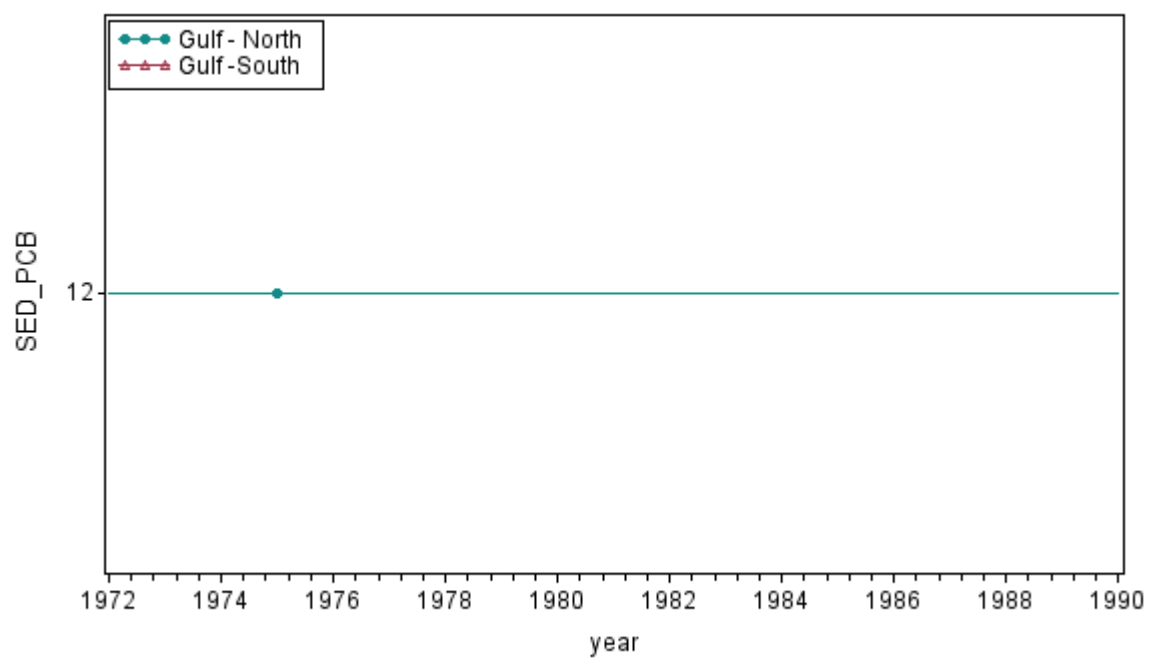
Regression Equation:
 $SED_MTHP(AU_Name.Gulf-North) = 0 + 0 \cdot year$
 $SED_MTHP(AU_Name.Gulf-South) = 0 + 0 \cdot year$



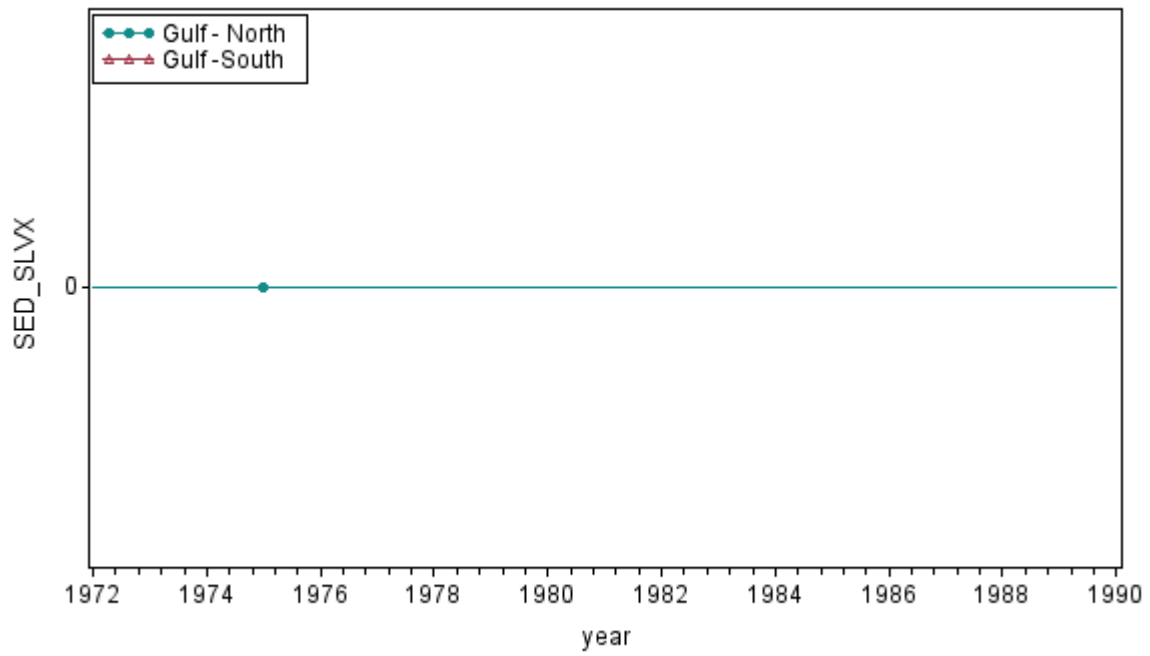
Regression Equation:
 $SED_MTHX(AU_Name.Gulf-North) = 0 + 0 \cdot year$
 $SED_MTHX(AU_Name.Gulf-South) = 0 + 0 \cdot year$



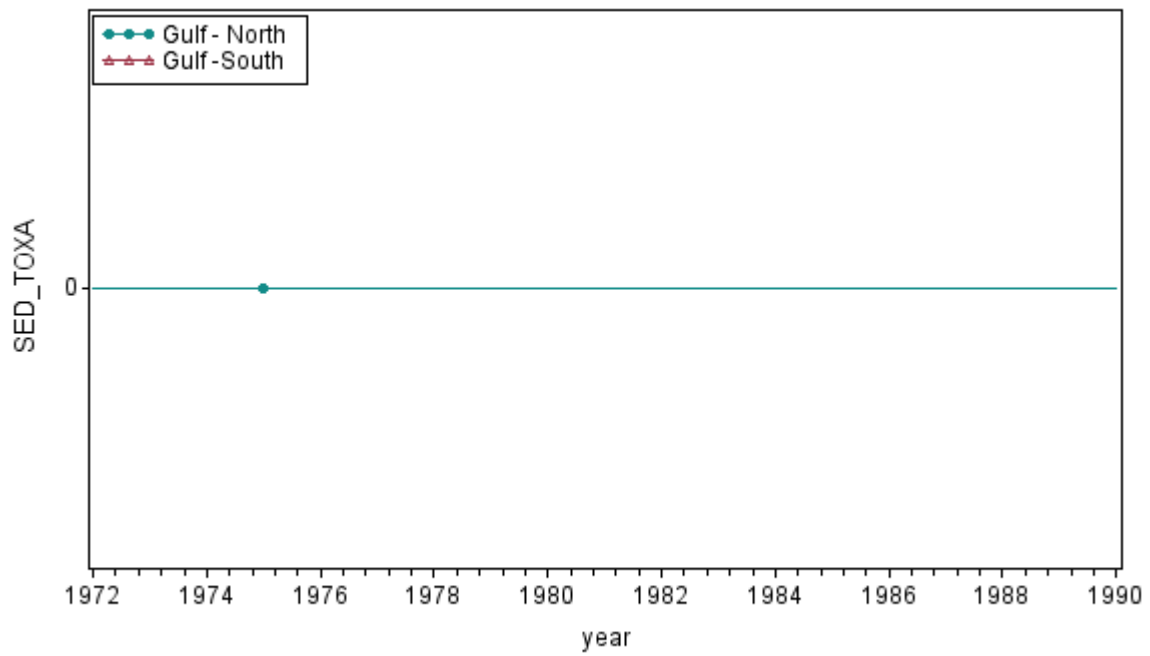
Regression Equation:
 SED_PARA(AU_Name:Gulf-North) = 0 + 0*year
 SED_PARA(AU_Name:Gulf-South) = 0 + 0*year



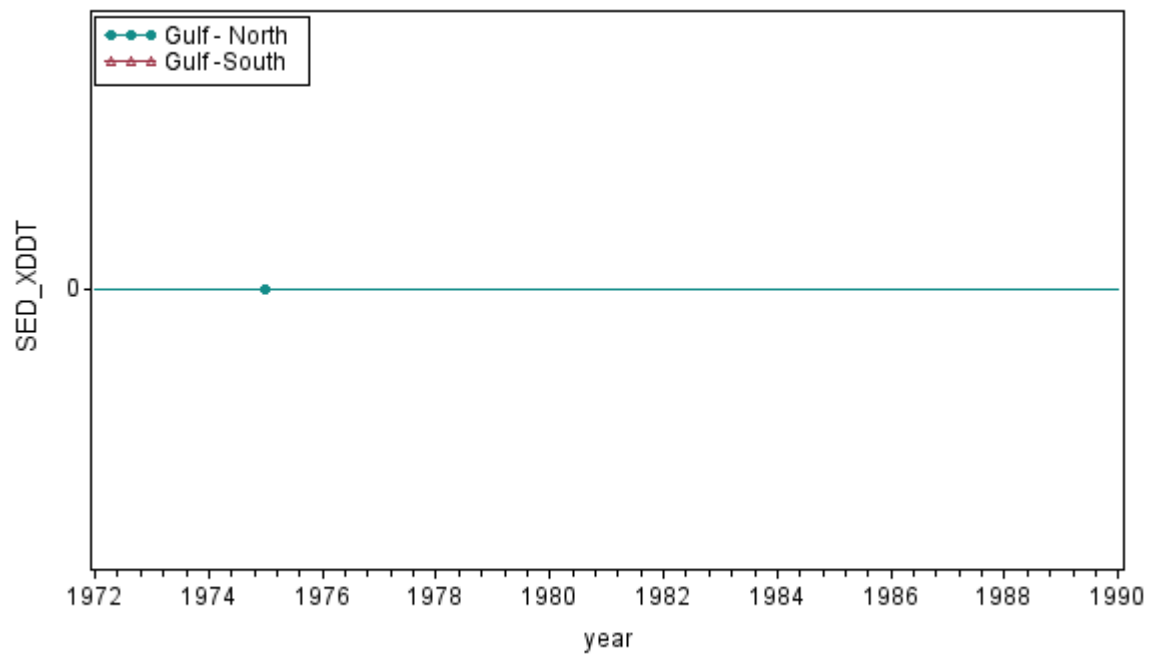
Regression Equation:
 SED_PCB(AU_Name:Gulf-North) = 12 + 0*year
 SED_PCB(AU_Name:Gulf-South) = 0 + 0*year



Regression Equation:
 $SED_SLVX(AU_Name:Gulf-North) = 0 + 0 \cdot year$
 $SED_SLVX(AU_Name:Gulf-South) = 0 + 0 \cdot year$



Regression Equation:
 $SED_TOXA(AU_Name:Gulf-North) = 0 + 0 \cdot year$
 $SED_TOXA(AU_Name:Gulf-South) = 0 + 0 \cdot year$



Regression Equation:
SED_XDDT(AU_Name.Gulf-North) = 0+0*year
SED_XDDT(AU_Name.Gulf-South) = 0+0*year